

ph HORN ph

槽加工和插削

GROOVING AND
BROACHING

2023/2024



探索 HORN
EXPLORE HORN

尊敬的HORN用户

卓越的结果总是最佳的加工工艺和完美的工具的结合。为了实现这一目标，HORN结合了先进的技术、性能和可靠性。从单个零件到批量生产，适用于标准或特殊应用。我们的工具为您提供快速、经济、高质量的解决方案。为了帮助您选择切削参数，我们目录中的表各自提供了经过验证的经验值。充分利用我们办公室职员和销售工程师的专业知识。

可持续发展是我们企业理念的核心部分。这就是为什么我们一直关注产品和生产的质量保证、环境保护、能源效率和安全。作为高效可靠的工具合作伙伴，我们确信您与我们一起创造一个创新和强大的经济未来。



Markus Horn
首席执行官
Paul Horn GmbH



Matthias Rommel
首席执行官
Paul Horn GmbH

Explore HORN

Exceptional results are always a combination of the optimum cutting process and the perfect tool. To achieve this, HORN combines advanced technology, performance and reliability. From single part to series production, for standard or special applications: Our tools offer you fast, economical, high quality solutions. To assist you when choosing cutting parameters, our tables in the respective catalogue provide proven empirical values. Take advantage of the expertise of our office staff and sales engineers.

Sustainability is a central part of our corporate philosophy. That is why we have always focused on quality assurance, environmental protection, energy efficiency and safety with regard to our products and our production. As an efficient and reliable tool partner, we make sure that you join us in an innovative and strong economic future.



Markus Horn
CEO
Paul Horn GmbH



Matthias Rommel
CEO
Paul Horn GmbH

A 刀具系列 100 / 101

System

B 刀具系列 117

System

C 刀具系列 223

System

D 刀具系列 209

System

E 刀具系列 216

System

F 刀具系列 217

System

G 刀具系列 224

System

H 刀具系列 229 / 259

System

I 刀具系列 231

System

J 刀具系列 262

System

K 刀具系列 264

System

L 刀具系列 274

System

M 刀具系列 32T

System

A

B

C

D

E

F

G

H


I

J

K

L

M



- N 刀具系列 34T System
- O 刀具系列 312 System
- P 刀具系列 315 System
- Q 刀具系列 316 System
- R 刀具系列 64T System
- S 螺纹切削 Threading
- T 端面切槽 Face Grooving
- U 切断 Parting Off
- V VDI刀柄 Toolholder VDI
- W 快速成型 Speed-Forming
- X 插削 Broaching
- Y 技术说明 / 附加设备 Technical Instructions / Additional Equipment

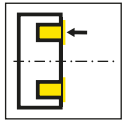
系统 System	100	101	117	223	209	216	217	224	229 259	231
内圆加工 / Internal Grooving										
过孔-Ø Bore Ø				≥ 18	≥ 16	≥ 20	≥ 20	≥ 28	≥ 38	≥ 75
槽宽 Width of groove				1,2 - 3	2 - 3	2 - 6	0,5 - 5,3	2 - 6	2,5 - 10	2,5 - 10
切槽 Grooving				•	•	•	•	•	•	•
车削 Turning				•	•	•		•	•	
S 螺纹 Thread								•	•	•
仿形加工 Profiling				•	•	•		•	•	
端面槽 Face grooving										
外圆加工 / External Grooving										
槽深 Depth of groove	≤ 55	≤ 13	≤ 10	≤ 11			≤ 4,7	≤ 32,5	≤ 25	≤ 11
槽宽 Width of groove	2 - 16	1,2-1,6	10 - 45	1,2 - 3			0,5 - 5,3	2 - 6	2,5 - 10	2,5 - 10
切槽 Grooving	•	•		•			•	•	•	•
车削 Turning	•			•				•	•	
切断 Parting off	•	•		•				•	•	
螺纹 Thread								•	•	•
仿形加工 Profiling			•				•	•	•	
端面槽 Face grooving								•	•	•
章节 Chapter	A	A	B	C	D	E	F	G	H	I

单位尺寸 mm
Dimensions in mm

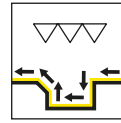
系统 System	262	264	274	32T	34T	312	315	316	64T	15 25A
内圆加工 / Internal Grooving										
过孔-Ø Bore Ø						≥ 46	≥ 43			15 - 50
槽宽 Width of groove						0,5 - 6,3	0,5 - 8			2 - 4
切槽 Grooving						•	•			
车削 Turning							•			
S 螺纹 Thread							•			
仿形加工 Profiling							•			
端面槽 Face grooving										•
外圆加工 / External Grooving										
槽深 Depth of groove	≤ 7,5	≤ 16	≤ 6	≤ 3,5	≤ 6,5	≤ 8	≤ 6	≤ 8	≤ 5,5	≤ 25
槽宽 Width of groove	0,025 - 6	1,5 - 3	0,5 - 7	0,5 - 2,5	1,03 - 5	0,5 - 6,3	0,5 - 8	1,5 - 3	0,5 - 3,15	2 - 4
切槽 Grooving	•	•	•	•	•	•	•	•	•	
车削 Turning	•	•	•	•	•	•	•	•	•	
切断 Parting off	•	•	•	•	•	•	•	•	•	
螺纹 Thread		•	•	•			•		•	
仿形加工 Profiling							•			
端面槽 Face grooving						•	•			•
章节 Chapter	J	K	L	M	N	O	P	Q	R	T

单位尺寸 mm
Dimensions in mm

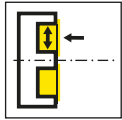
	μ Finish		螺纹退刀槽 Corner thread relief
	内孔切槽 Internal grooving		切槽和横车 Grooving and side turning
	镗内孔 Internal boring		外径切槽 Grooving external
	内孔背车 Internal back turning		圆头外圆槽 External grooving full radius
	镗内孔及切槽倒角 Internal profiling and chamfering		外圆槽及倒角 External grooving with NAKF
	内孔预切槽及倒角 Internal pre-grooving and chamfering		外径仿形车削 External copy turning
	内孔切圆槽 Internal grooving full radius		外径横车 External side turning
	内孔倒角 Internal chamfering		切断 Parting off
	内孔切槽及倒角 Internal grooving with chamfer		仿形车削 Profiling
	镗孔及仿形 Boring and profiling		背车削外圆 External back turning
	切退刀槽 内圆 Internal corner relief		V型槽 Poly-V-belt grooves
	切退刀槽 外圆 External corner relief		多个槽 Multiple grooving



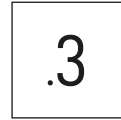
端面槽
Face grooving



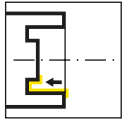
精车
Fine turning



端面横车
Faced side turning



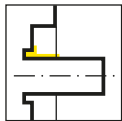
槽型 .3
Kind of geometry



内曲线端面槽
Internal face grooving in front of center



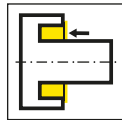
卡簧槽
Circlip grooves



外曲线内孔端面槽
Internal face grooving behind center



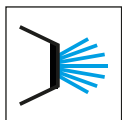
Speed Forming



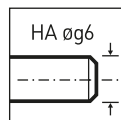
外曲线端面槽
Face grooving with collar

应用概览 冷却和刀柄形式

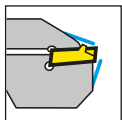
Overview Application Coolant and Shank Form



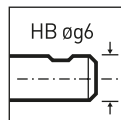
内冷
Internal coolant



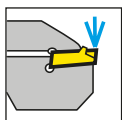
刀柄形式 HA
Shank form HA



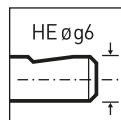
定向冷却
Targeted coolant



刀柄形式 HB
Shank form HB



通过刀片冷却
Coolant through insert



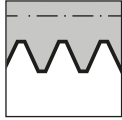
刀柄形式 HE
Shank form HE



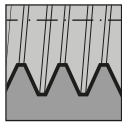
半牙螺纹
Partial profile thread



全牙螺纹
Full profile thread



外圆螺纹
External thread



内孔螺纹
Internal thread



BSW/BSF 螺纹
Whitworth pipe thread BSW/BSF




UN 螺纹
Unified thread



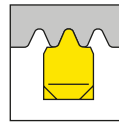
NPT 螺纹
National pipe thread



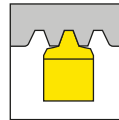
管螺纹
Steel conduit thread



60°
米制ISO螺纹
Metric ISO thread



惠氏管螺纹
Whitworth pipe thread



梯形螺纹
Trapezoidal thread

无需垫片。所有HORN螺纹刀片都有全轮廓后角。
No shims necessary. All HORN thread profiles are manufactured with full ground radial clearance.

.A.	槽型 A Geometry A	C11	公差等级 C11 Tolerance class C11
.B.	槽型 B Geometry B	D10	公差等级 D10 Tolerance class D10
	插削 内圆 Internal broaching	H9	公差等级 H9 Tolerance class H9
	插削 外圆 External broaching	JS9	公差等级 JS9 Tolerance class JS9
	插方 Internal broaching Square	P9	公差等级 P9 Tolerance class P9
	插削—内六角 Internal broaching Hexagon		
	插削—Torx Internal broaching Torx		
	插削—倒角 Broaching chamfer		

槽型及进给

Geometries and feed rates



槽型 Geometry	材料 Material	进给 f [mm/U] Feed rate f [mm/rev]	加工方式 Machining						
	<table border="1"> <tr> <td>P</td> <td>M</td> <td>K</td> </tr> <tr> <td>N</td> <td>S</td> <td>H</td> </tr> </table>	P	M	K	N	S	H	<p>↓ 0,15-0,25</p> <p>↔ 0,15-0,40</p>	
P	M	K							
N	S	H							
	<table border="1"> <tr> <td>P</td> <td>M</td> <td>K</td> </tr> <tr> <td>N</td> <td>S</td> <td>H</td> </tr> </table>	P	M	K	N	S	H	<p>↓ 0,10-0,45</p> <p>↔ 0,15-0,60</p>	
P	M	K							
N	S	H							
	<table border="1"> <tr> <td>P</td> <td>M</td> <td>K</td> </tr> <tr> <td>N</td> <td>S</td> <td>H</td> </tr> </table>	P	M	K	N	S	H	<p>↓ 0,05-0,30</p> <p>↔ 0,10-0,30</p>	
P	M	K							
N	S	H							
	<table border="1"> <tr> <td>P</td> <td>M</td> <td>K</td> </tr> <tr> <td>N</td> <td>S</td> <td>H</td> </tr> </table>	P	M	K	N	S	H	<p>↓ 0,02-0,10</p>	
P	M	K							
N	S	H							
	<table border="1"> <tr> <td>P</td> <td>M</td> <td>K</td> </tr> <tr> <td>N</td> <td>S</td> <td>H</td> </tr> </table>	P	M	K	N	S	H	<p>↓ 0,03-0,15</p> <p>↔ 0,05-0,20</p>	
P	M	K							
N	S	H							

槽型及进给

Geometries and feed rates



槽型 Geometry	材料 Material	进给 f [mm/U] Feed rate f [mm/rev]	加工方式 Machining						
	<table border="1"> <tr> <td>P</td> <td>M</td> <td>K</td> </tr> <tr> <td>N</td> <td>S</td> <td>H</td> </tr> </table>	P	M	K	N	S	H	<p>↓ 0,08-0,30</p>	
P	M	K							
N	S	H							
	<table border="1"> <tr> <td>P</td> <td>M</td> <td>K</td> </tr> <tr> <td>N</td> <td>S</td> <td>H</td> </tr> </table>	P	M	K	N	S	H	<p>↓ 0,10-0,45</p>	
P	M	K							
N	S	H							
	<table border="1"> <tr> <td>P</td> <td>M</td> <td>K</td> </tr> <tr> <td>N</td> <td>S</td> <td>H</td> </tr> </table>	P	M	K	N	S	H	<p>↓ 0,03-0,15</p>	
P	M	K							
N	S	H							
	<table border="1"> <tr> <td>P</td> <td>M</td> <td>K</td> </tr> <tr> <td>N</td> <td>S</td> <td>H</td> </tr> </table>	P	M	K	N	S	H	<p>↓ 0,03-0,15</p>	
P	M	K							
N	S	H							
	<table border="1"> <tr> <td>P</td> <td>M</td> <td>K</td> </tr> <tr> <td>N</td> <td>S</td> <td>H</td> </tr> </table>	P	M	K	N	S	H	<p>↓ 0,15-0,25 ↔ 0,10-0,25</p>	
P	M	K							
N	S	H							

槽型及进给

Geometries and feed rates



槽型 Geometry	材料 Material	进给 f [mm/U] Feed rate f [mm/rev]	加工方式 Machining						
	<table border="1"> <tr> <td>P</td> <td>M</td> <td>K</td> </tr> <tr> <td>N</td> <td>S</td> <td>H</td> </tr> </table>	P	M	K	N	S	H	<p>↓ 0,05-0,25</p> <p>↔ 0,05-0,25</p>	
P	M	K							
N	S	H							
	<table border="1"> <tr> <td>P</td> <td>M</td> <td>K</td> </tr> <tr> <td>N</td> <td>S</td> <td>H</td> </tr> </table>	P	M	K	N	S	H	<p>↓ 0,10-0,45</p> <p>↔ 0,05-0,25</p>	
P	M	K							
N	S	H							
	<table border="1"> <tr> <td>P</td> <td>M</td> <td>K</td> </tr> <tr> <td>N</td> <td>S</td> <td>H</td> </tr> </table>	P	M	K	N	S	H	<p>↓ 0,10-0,22</p> <p>↔ 0,05-0,20</p>	
P	M	K							
N	S	H							
	<table border="1"> <tr> <td>P</td> <td>M</td> <td>K</td> </tr> <tr> <td>N</td> <td>S</td> <td>H</td> </tr> </table>	P	M	K	N	S	H	<p>↓ 0,10-0,22</p> <p>↔ 0,05-0,20</p>	
P	M	K							
N	S	H							
	<table border="1"> <tr> <td>P</td> <td>M</td> <td>K</td> </tr> <tr> <td>N</td> <td>S</td> <td>H</td> </tr> </table>	P	M	K	N	S	H	<p>↓ 0,05-0,15</p>	
P	M	K							
N	S	H							

槽型及进给

Geometries and feed rates



槽型 Geometry	材料 Material	进给 f [mm/U] Feed rate f [mm/rev]	加工方式 Machining						
.20	<table border="1"> <tr> <td>P</td> <td>M</td> <td>K</td> </tr> <tr> <td>N</td> <td>S</td> <td>H</td> </tr> </table>	P	M	K	N	S	H	<p>↓ 0,07-0,25</p>	
P	M	K							
N	S	H							
.HR	<table border="1"> <tr> <td>P</td> <td>M</td> <td>K</td> </tr> <tr> <td>N</td> <td>S</td> <td>H</td> </tr> </table>	P	M	K	N	S	H	<p>↓ 0,20-0,30</p>	
P	M	K							
N	S	H							
.N	<table border="1"> <tr> <td>P</td> <td>M</td> <td>K</td> </tr> <tr> <td>N</td> <td>S</td> <td>H</td> </tr> </table>	P	M	K	N	S	H	<p>↓ 0,05-0,25 ↔ 0,05-0,25</p>	
P	M	K							
N	S	H							
.00	<table border="1"> <tr> <td>P</td> <td>M</td> <td>K</td> </tr> <tr> <td>N</td> <td>S</td> <td>H</td> </tr> </table>	P	M	K	N	S	H	<p>↓ 0,02-0,12</p>	
P	M	K							
N	S	H							
.1A	<table border="1"> <tr> <td>P</td> <td>M</td> <td>K</td> </tr> <tr> <td>N</td> <td>S</td> <td>H</td> </tr> </table>	P	M	K	N	S	H	<p>↓ 0,03-0,12</p>	
P	M	K							
N	S	H							

槽型及进给

Geometries and feed rates



槽型 Geometry	材料 Material	进给 f [mm/U] Feed rate f [mm/rev]	加工方式 Machining						
	<table border="1"> <tr> <td>P</td> <td>M</td> <td>K</td> </tr> <tr> <td>N</td> <td>S</td> <td>H</td> </tr> </table>	P	M	K	N	S	H	<p>↓ 0,02-0,10</p> <p>↔ 0,02-0,15</p>	
P	M	K							
N	S	H							
	<table border="1"> <tr> <td>P</td> <td>M</td> <td>K</td> </tr> <tr> <td>N</td> <td>S</td> <td>H</td> </tr> </table>	P	M	K	N	S	H	<p>↓ 0,02-0,12</p>	
P	M	K							
N	S	H							
	<table border="1"> <tr> <td>P</td> <td>M</td> <td>K</td> </tr> <tr> <td>N</td> <td>S</td> <td>H</td> </tr> </table>	P	M	K	N	S	H	<p>↓ 0,02-0,08</p> <p>↔ 0,02-0,04</p>	
P	M	K							
N	S	H							
	<table border="1"> <tr> <td>P</td> <td>M</td> <td>K</td> </tr> <tr> <td>N</td> <td>S</td> <td>H</td> </tr> </table>	P	M	K	N	S	H	<p>↓ 0,04-0,15</p>	
P	M	K							
N	S	H							
	<table border="1"> <tr> <td>P</td> <td>M</td> <td>K</td> </tr> <tr> <td>N</td> <td>S</td> <td>H</td> </tr> </table>	P	M	K	N	S	H	<p>↓ 0,05-0,20</p>	
P	M	K							
N	S	H							

槽型及进给

Geometries and feed rates



槽型 Geometry	材料 Material	进给 f [mm/U] Feed rate f [mm/rev]	加工方式 Machining						
.FL	<table border="1"> <tr> <td>P</td> <td>M</td> <td>K</td> </tr> <tr> <td>N</td> <td>S</td> <td>H</td> </tr> </table>	P	M	K	N	S	H	<p>↓ 0,03-0,15</p>	
P	M	K							
N	S	H							
.DL	<table border="1"> <tr> <td>P</td> <td>M</td> <td>K</td> </tr> <tr> <td>N</td> <td>S</td> <td>H</td> </tr> </table>	P	M	K	N	S	H	<p>↓ 0,05-0,15 ↔ 0,05-0,20</p>	
P	M	K							
N	S	H							
.WA	<table border="1"> <tr> <td>P</td> <td>M</td> <td>K</td> </tr> <tr> <td>N</td> <td>S</td> <td>H</td> </tr> </table>	P	M	K	N	S	H	<p>↓ 0,07-0,25</p>	
P	M	K							
N	S	H							
.EH	<table border="1"> <tr> <td>P</td> <td>M</td> <td>K</td> </tr> <tr> <td>N</td> <td>S</td> <td>H</td> </tr> </table>	P	M	K	N	S	H	<p>↓ 0,25-0,4</p>	
P	M	K							
N	S	H							
.WT	<table border="1"> <tr> <td>P</td> <td>M</td> <td>K</td> </tr> <tr> <td>N</td> <td>S</td> <td>H</td> </tr> </table>	P	M	K	N	S	H	<p>↓ 0,06-0,08 ↔ 0,06-0,08</p>	
P	M	K							
N	S	H							

槽型及进给

Geometries and feed rates



槽型 Geometry	材料 Material	进给 f [mm/U] Feed rate f [mm/rev]	加工方式 Machining						
.NC	<table border="1"> <tr> <td>P</td> <td>M</td> <td>K</td> </tr> <tr> <td>N</td> <td>S</td> <td>H</td> </tr> </table>	P	M	K	N	S	H	↓ 0,02-0,10 ↔ 0,02-0,15	
P	M	K							
N	S	H							
.FB	<table border="1"> <tr> <td>P</td> <td>M</td> <td>K</td> </tr> <tr> <td>N</td> <td>S</td> <td>H</td> </tr> </table>	P	M	K	N	S	H	↓ 0,02-0,10 ↔ 0,0015-0,07	
P	M	K							
N	S	H							
.S	<table border="1"> <tr> <td>P</td> <td>M</td> <td>K</td> </tr> <tr> <td>N</td> <td>S</td> <td>H</td> </tr> </table>	P	M	K	N	S	H	↓ 0,02-0,08	
P	M	K							
N	S	H							
.PT	<table border="1"> <tr> <td>P</td> <td>M</td> <td>K</td> </tr> <tr> <td>N</td> <td>S</td> <td>H</td> </tr> </table>	P	M	K	N	S	H	↔ 0,05-0,2	
P	M	K							
N	S	H							

槽型及进给 - 插削

Geometries and feed rates - Broaching



槽型

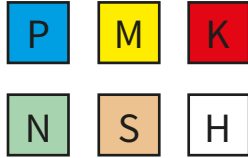
Geometry

材料

Material

加工方式



Machining



推荐:使用动力刀座

Recommended for: Broaching units

$a_p = 0,02 - 0,15 \text{ mm}$



推荐:常规插削

Recommended for: Conventional broaching

$a_p = 0,02 - 0,15 \text{ mm}$

- 除非另有说明, 所有尺寸均以毫米为单位。
All dimensions are in mm unless otherwise noted.
- 可根据要求订制更多尺寸和形式。
Further dimensions and versions are available on request.
- 锁紧螺扭矩规格, 请见技术说明。
For torque specification of the screw, please see "Technical Instructions".
- 交货期 / Delivery times
 - ▲ 库存 / on stock
 - △ 4周 / 4 weeks
- 根据被加工材料组 / Use for material groups
 - 推荐 / recommended
 - 次推荐 / alternative recommended
 - 不合适 / not suitable

HORN连接接口代码-需要它做什么?

连接接口代码确保您将始终找到适当的工具, 并显示在刀杆和刀片上。如果代码匹配, 则可以在相应的刀杆中使用该刀片。
这也适用于我们的模块化支架系统, 其中连接代码表示刀柄和刀夹之间的接口。

The HORN connection interface code - what is it needed for?

The connection interface code ensures that you will always find the appropriate tools and is shown on toolholders and inserts. If the codes match, the insert can be used in the corresponding toolholder. This also applies to our modular holder system, where the connection code indicates the interface between the holder and the cassette.

HORN连接接口代码及可能的组合:

HORN connection interface codes and possible combinations:

- HIS** = 刀片座 / Insert seat
HWS = 工件侧接口 / Interface workpiece side
HMS = 机床侧接口 / Interface machine side

HIS	↔	HWS
HMS	↔	HWS

刀片示例

Example insert


产品型号 Part number	w	r	h_1	HIS	MG12	H54	T125	TN35
S223.0200.32	2	0,2	3,65	22301	▲	▲	▲	▲

刀杆示例

Example toolholder

产品型号 Part number	h	b	l_1	l_2	h_1	b_1	f_1	f	t_{max}	D_{max}	HWS
RH223.1010.01	10	10	80	20	12	12	9,2	$f_1+w/2$	8	25	12301 • 22301

100/101



刀体和刀片

槽宽1.2 - 16 mm
槽深可达55 mm

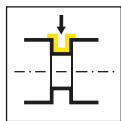
Cutter body and Inserts

Width of groove 1,2 - 16 mm
Depth of groove up to 55 mm

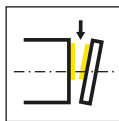
槽型及进给
Geometries and feed rates

页/Page
25-26

刀杆
Toolholder
H100/H101



页/Page
27-48, 74

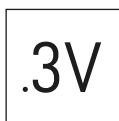


页/Page
49-63


刀片
Insert
S100/S101



页/Page
64, 67




页/Page
65, 71



页/Page
66



页/Page
68



页/Page
69




页/Page
70



页/Page
72













页/Page
73



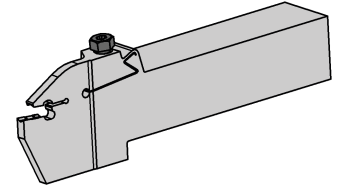
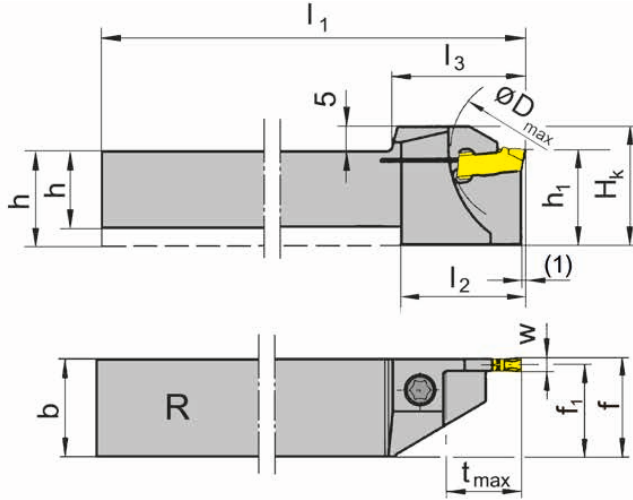
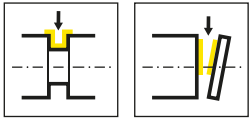
页/Page
75

槽型及进给

Geometries and feed rates

槽型 Geometry	材料 Material	进给 f [mm/U] Feed rate f [mm/rev]	加工方式 Machining						
	<table border="1"> <tr> <td>P</td> <td>M</td> <td>K</td> </tr> <tr> <td>N</td> <td>S</td> <td>H</td> </tr> </table>	P	M	K	N	S	H	<p>↓ 0.15-0.25</p> <p>↔ 0.15-0.40</p>	
P	M	K							
N	S	H							
	<table border="1"> <tr> <td>P</td> <td>M</td> <td>K</td> </tr> <tr> <td>N</td> <td>S</td> <td>H</td> </tr> </table>	P	M	K	N	S	H	<p>↓ 0.05-0.20</p>	
P	M	K							
N	S	H							
	<table border="1"> <tr> <td>P</td> <td>M</td> <td>K</td> </tr> <tr> <td>N</td> <td>S</td> <td>H</td> </tr> </table>	P	M	K	N	S	H	<p>↓ 0.08-0.30</p>	
P	M	K							
N	S	H							
	<table border="1"> <tr> <td>P</td> <td>M</td> <td>K</td> </tr> <tr> <td>N</td> <td>S</td> <td>H</td> </tr> </table>	P	M	K	N	S	H	<p>↓ 0.10-0.45</p>	
P	M	K							
N	S	H							
	<table border="1"> <tr> <td>P</td> <td>M</td> <td>K</td> </tr> <tr> <td>N</td> <td>S</td> <td>H</td> </tr> </table>	P	M	K	N	S	H	<p>↓ 0.03-0.15</p>	
P	M	K							
N	S	H							

槽型 Geometry	材料 Material	进给 f [mm/U] Feed rate f [mm/rev]	加工方式 Machining						
	<table border="1"> <tr> <td>P</td> <td>M</td> <td>K</td> </tr> <tr> <td>N</td> <td>S</td> <td>H</td> </tr> </table>	P	M	K	N	S	H	<p>↓ 0.03-0.15</p>	
P	M	K							
N	S	H							
	<table border="1"> <tr> <td>P</td> <td>M</td> <td>K</td> </tr> <tr> <td>N</td> <td>S</td> <td>H</td> </tr> </table>	P	M	K	N	S	H	<p>↓ 0.05-0.25</p> <p>↔ 0.05-0.25</p>	
P	M	K							
N	S	H							
	<table border="1"> <tr> <td>P</td> <td>M</td> <td>K</td> </tr> <tr> <td>N</td> <td>S</td> <td>H</td> </tr> </table>	P	M	K	N	S	H	<p>↓ 0.07-0.25</p>	
P	M	K							
N	S	H							



R=右手型-如图
R = right hand version shown

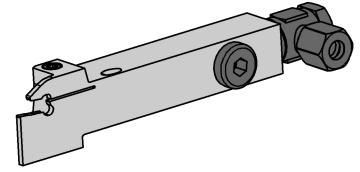
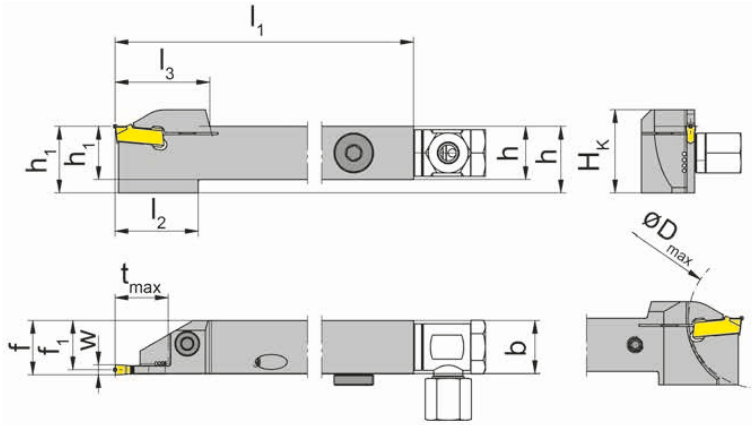
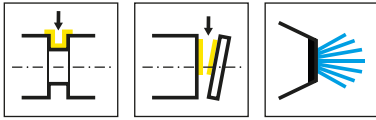
L=左手型
L = left hand version

产品型号 Part number	h	b	l ₁	l ₂	l ₃	h ₁	f ₁	f	t _{max}	D _{max}	H _k	HWS
RH100.1010.01	10	10	125	19	21	13	9.25	f ₁ +w/2	10.5	21	18	100018
RH100.1010.11	10	10	125	21	23	16	9.25	f ₁ +w/2	13	42	21	100018
RH100.1212.01	12	12	125	21	23	16	11.25	f ₁ +w/2	13	26	21	100018
RH100.1212.11	12	12	125	21	26	16	11.25	f ₁ +w/2	16	42	21	100018
RH100.1616.11	16	16	125	24	26	20	15.25	f ₁ +w/2	16	42	25	100018
RH100.1616.21	16	16	125	30	33.5	20	15.25	f ₁ +w/2	21	42	25	100018
RH100.2020.11	20	20	125	-	26	20	19.25	f ₁ +w/2	16	42	25	100018
RH100.2020.21	20	20	125	-	33.5	20	19.25	f ₁ +w/2	21	42	25	100018
RH100.2525.21	25	25	150	-	33.5	25	24.3	f ₁ +w/2	21	42	30	100018
LH100.1010.01	10	10	125	19	21	13	9.25	f ₁ +w/2	10.5	21	18	100018
LH100.1010.11	10	10	125	21	23	16	9.25	f ₁ +w/2	13	42	21	100018
LH100.1212.01	12	12	125	21	23	16	11.25	f ₁ +w/2	13	26	21	100018
LH100.1212.11	12	12	125	21	26	16	11.25	f ₁ +w/2	16	42	21	100018
LH100.1616.11	16	16	125	24	26	20	15.25	f ₁ +w/2	16	42	25	100018
LH100.1616.21	16	16	125	30	33.5	20	15.25	f ₁ +w/2	21	42	25	100018
LH100.2020.11	20	20	125	-	33.5	20	19.25	f ₁ +w/2	16	42	25	100018
LH100.2020.21	20	20	125	-	33.5	20	19.25	f ₁ +w/2	21	42	25	100018
LH100.2525.21	25	25	150	-	33.5	25	24.3	f ₁ +w/2	21	42	30	100018

w见刀片
w see inserts

配件
Spare Parts

刀杆 Toolholder	锁紧螺钉 Clamping Screw	TORX PLUS®扳手 TORX PLUS® Wrench
R/LH100...	4.15T15P	T15PQ



R=右手型-如图
R = right hand version shown

L=左手型
L = left hand version

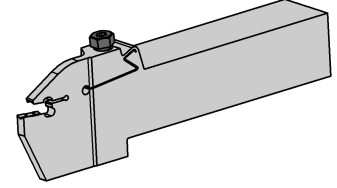
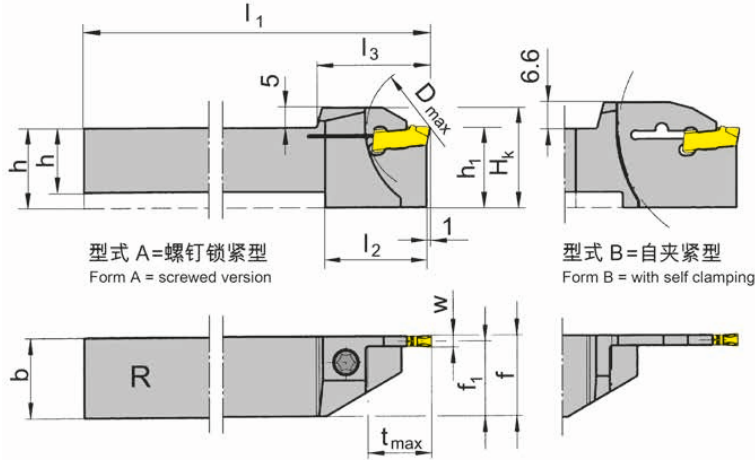
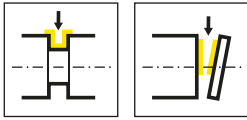
产品型号 Part number	h	b	l ₁	l ₂	l ₃	h ₁	f ₁	f	t _{max}	D _{max}	H _k	HWS
RH100.1212.01.IK	12	12	125	21	23	12	11.25	f ₁ +w/2	13	26	21	100018
RH100.1212.11.IK	12	12	125	21	26	12	11.25	f ₁ +w/2	16	42	21	100018
RH100.1616.11.IK	16	16	125	24	26	16	15.25	f ₁ +w/2	16	42	25	100018
RH100.1616.21.IK	16	16	125	30	33.5	16	15.25	f ₁ +w/2	21	42	25	100018
RH100.2020.11.IK	20	20	125	-	33.5	20	19.25	f ₁ +w/2	16	42	25	100018
RH100.2020.21.IK	20	20	125	-	33.5	20	19.25	f ₁ +w/2	21	42	25	100018
RH100.2525.21.IK	25	25	150	-	33.5	25	24.3	f ₁ +w/2	21	42	30	100018
LH100.1212.01.IK	12	12	125	21	23	12	11.25	f ₁ +w/2	13	26	21	100018
LH100.1212.11.IK	12	12	125	21	26	12	11.25	f ₁ +w/2	16	42	21	100018
LH100.1616.11.IK	16	16	125	24	26	16	15.25	f ₁ +w/2	16	42	25	100018
LH100.1616.21.IK	16	16	125	30	33.5	16	15.25	f ₁ +w/2	21	42	25	100018
LH100.2020.11.IK	20	20	125	-	33.5	20	19.25	f ₁ +w/2	16	42	25	100018
LH100.2020.21.IK	20	20	125	-	33.5	20	19.25	f ₁ +w/2	21	42	25	100018
LH100.2525.21.IK	25	25	150	-	33.5	25	24.3	f ₁ +w/2	21	42	30	100018

w见刀片
w see inserts

配件

Spare Parts

刀杆 Toolholder	锁紧螺钉 Clamping Screw	冷却液供应 Coolant supply	TORX PLUS®扳手 TORX PLUS® Wrench	螺钉 Screw Plug
R/LH100.1212...	4.15T15P	004.00.22	T15PQ	
R/LH100...	4.15T15P	004.00.16	T15PQ	004.00.26
R/LH100.2020.21.IK	4.15T15P	004.00.16	T20PQ	004.00.26



R=右手型-如图
R = right hand version shown

L=左手型
L = left hand version

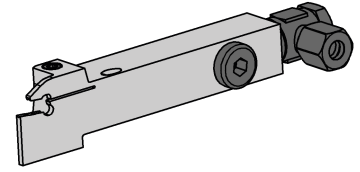
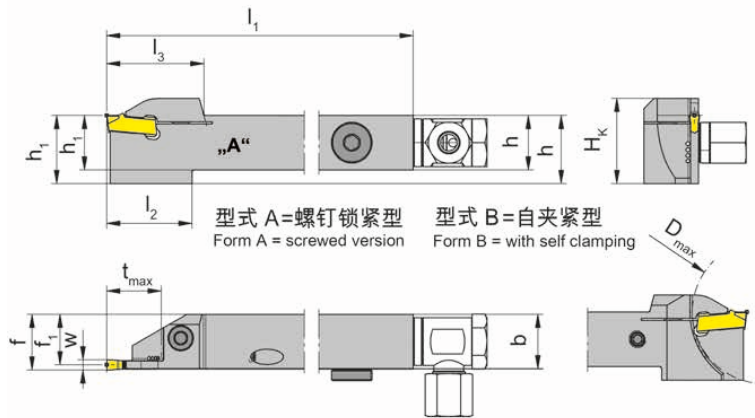
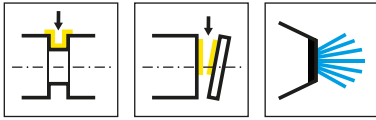
产品型号 Part number	h	b	l ₁	l ₂	l ₃	h ₁	f ₁	f	t _{max}	D _{max}	H _k	形式 Form	HWS
RH100.1212.02	12	12	125	21	23	16	11.05	f ₁ +w/2	13	25	21	A	100028
RH100.1616.02	16	16	125	19	21	20	15.05	f ₁ +w/2	10.5	42	25	A	100028
RH100.1212.12	12	12	125	24	26	16	11.05	f ₁ +w/2	16	42	25	A	100028
RH100.1616.12	16	16	125	24	26	20	15.05	f ₁ +w/2	16	42	25	A	100028
RH100.2020.12	20	20	125	-	26	20	19.05	f ₁ +w/2	16	42	25	A	100028
RH100.1616.22	16	16	125	30	33.5	20	15.05	f ₁ +w/2	21	42	25	A	100028
RH100.2020.22	20	20	125	-	33.5	20	19.05	f ₁ +w/2	21	42	25	A	100028
RH100.2525.22	25	25	150	-	33.5	25	24.05	f ₁ +w/2	21	42	30	A	100028
RH100.2020.32	20	20	125	35	38.5	25	19.05	f ₁ +w/2	32.5	65	31.6	B	100028
LH100.1212.02	12	12	125	21	23	16	11.05	f ₁ +w/2	13	25	21	A	100028
LH100.1616.02	16	16	125	19	21	20	15.05	f ₁ +w/2	10.5	42	25	A	100028
LH100.1212.12	12	12	125	24	26	16	11.05	f ₁ +w/2	16	42	25	A	100028
LH100.1616.12	16	16	125	24	26	20	15.05	f ₁ +w/2	16	42	25	A	100028
LH100.2020.12	20	20	125	-	26	20	19.05	f ₁ +w/2	16	42	25	A	100028
LH100.1616.22	16	16	125	30	33.5	20	15.05	f ₁ +w/2	21	42	25	A	100028
LH100.2020.22	20	20	125	-	33.5	20	19.05	f ₁ +w/2	21	42	25	A	100028
LH100.2525.22	25	25	150	-	33.5	25	24.05	f ₁ +w/2	21	42	30	A	100028
LH100.2020.32	20	20	125	35	38.5	25	19.05	f ₁ +w/2	32.5	65	31.6	B	100028

w见刀片
w see inserts

扳手P39L不包含在刀板中 R/LH100.2020.32, 需单独订购!
Wrench P39L is not combined with blade R/LH100.2020.32 - separate order required!

配件
Spare Parts

刀杆 Toolholder	锁紧螺钉 Clamping Screw	TORX PLUS®扳手 TORX PLUS® Wrench
R/LH100...	4.15T15P	T15PQ



R=右手型-如图
R = right hand version shown

L=左手型
L = left hand version

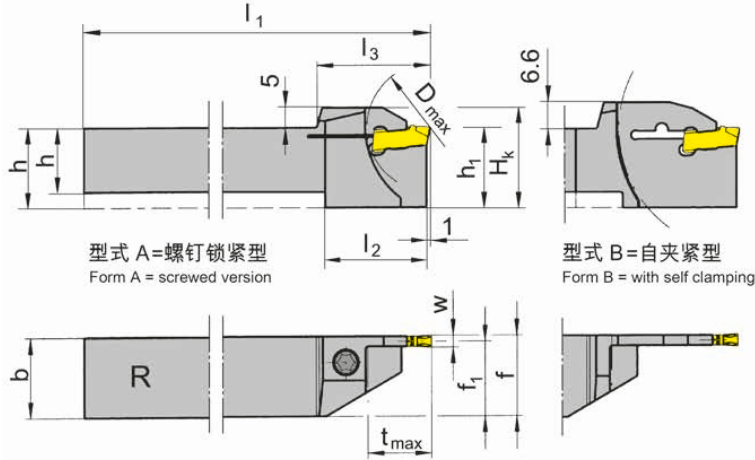
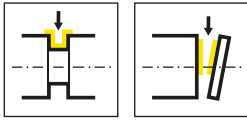
产品型号 Part number	h	b	l ₁	l ₂	l ₃	h ₁	f ₁	f	t _{max}	D _{max}	H _k	形式 Form	HWS
RH100.1212.02.IK	12	12	125	21	23	16	11.05	f ₁ +w/2	13	25	21	A	100028
RH100.1616.02.IK	16	16	125	19	21	20	15.05	f ₁ +w/2	10.5	42	25	A	100028
RH100.1212.12.IK	12	12	125	24	26	16	11.05	f ₁ +w/2	16	42	25	A	100028
RH100.1616.12.IK	16	16	125	24	28.5	20	15.05	f ₁ +w/2	16	42	25	A	100028
RH100.2020.12.IK	20	20	125	-	26	20	19.05	f ₁ +w/2	16	42	25	A	100028
RH100.1616.22.IK	16	16	125	30	33.5	20	15.05	f ₁ +w/2	21	42	25	A	100028
RH100.2020.22.IK	20	20	125	-	33.5	20	19.05	f ₁ +w/2	21	42	25	A	100028
RH100.2525.22.IK	25	25	150	-	33.5	25	24.05	f ₁ +w/2	21	42	30	A	100028
LH100.1212.02.IK	12	12	125	21	23	16	11.05	f ₁ +w/2	13	25	21	A	100028
LH100.1616.02.IK	16	16	125	19	21	20	15.05	f ₁ +w/2	10.5	42	25	A	100028
LH100.1616.12.IK	16	16	125	24	28.5	20	15.05	f ₁ +w/2	16	42	25	A	100028
LH100.2020.12.IK	20	20	125	-	26	20	19.05	f ₁ +w/2	16	42	25	A	100028
LH100.1616.22.IK	16	16	125	30	33.5	20	15.05	f ₁ +w/2	21	42	25	A	100028
LH100.2020.22.IK	20	20	125	-	33.5	20	19.05	f ₁ +w/2	21	42	25	A	100028
LH100.2525.22.IK	25	25	150	-	33.5	25	24.05	f ₁ +w/2	21	42	30	A	100028

w见刀片
w see inserts

配件

Spare Parts

刀杆 Toolholder	锁紧螺钉 Clamping Screw	冷却液供应 Coolant supply	TORX PLUS®扳手 TORX PLUS® Wrench	螺钉 Screw Plug
RH100.1212.12.IK	4.15T15P	004.00.22	T15PQ	
R/LH100...	4.15T15P	004.00.16	T15PQ	004.00.26
R/LH100.2020.22.IK	5.17T20P		T20PQ	



R=右手型-如图
R = right hand version shown

L=左手型
L = left hand version

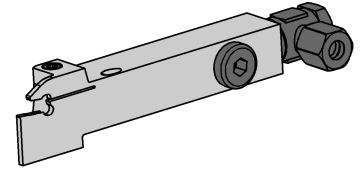
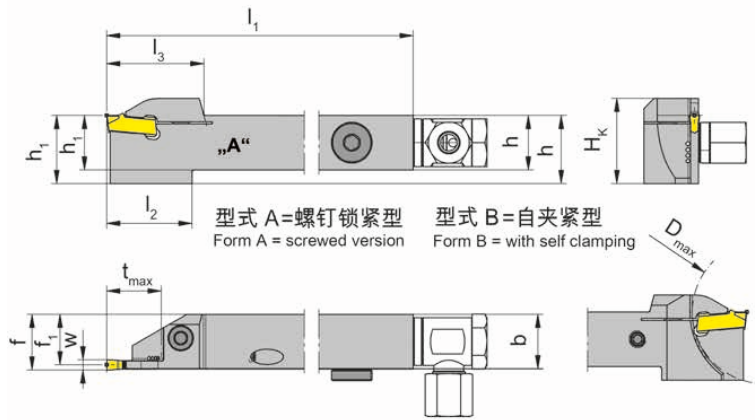
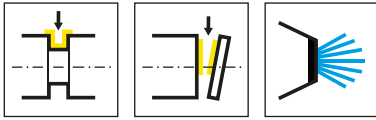
产品型号 Part number	h	b	l ₁	l ₂	l ₃	h ₁	f ₁	f	t _{max}	D _{max}	H _k	形式 Form	HWS
RH100.1212.03	12	12	125	21	23	16	10.85	f ₁ +w/2	13	26	25	A	100028
RH100.1616.03	16	16	125	19.5	23	20	14.85	f ₁ +w/2	10.5	42	25	A	100038
RH100.1616.13	16	16	125	25	28.5	20	14.85	f ₁ +w/2	16	42	25	A	100038
RH100.1616.23	16	16	125	30	33.5	20	14.85	f ₁ +w/2	21	42	25	A	100038
RH100.2020.13	20	20	125	-	28.5	20	18.85	f ₁ +w/2	16	42	25	A	100038
RH100.2020.23	20	20	125	-	33.5	20	18.85	f ₁ +w/2	21	42	25	-	100038
RH100.2020.33	20	20	125	35	38.5	25	18.85	f ₁ +w/2	32.5	65	31.6	B	100038
RH100.2525.13	25	25	150	-	28.5	25	23.85	f ₁ +w/2	16	42	30	A	100038
RH100.2525.23	25	25	150	-	33.5	25	23.85	f ₁ +w/2	21	42	30	A	100038
RH100.2525.33	25	25	150	-	38.5	25	23.85	f ₁ +w/2	32.5	65	31.6	B	100038
LH100.1212.03	12	12	125	21	23	16	10.85	f ₁ +w/2	13	26	25	A	100028
LH100.1616.03	16	16	125	19.5	23	20	14.85	f ₁ +w/2	10.5	42	25	A	100038
LH100.1616.13	16	16	125	25	28.5	20	14.85	f ₁ +w/2	16	42	25	A	100038
LH100.1616.23	16	16	125	30	33.5	20	14.85	f ₁ +w/2	21	42	25	A	100038
LH100.2020.13	20	20	125	-	28.5	20	18.85	f ₁ +w/2	16	42	25	A	100038
LH100.2020.23	20	20	125	-	33.5	20	18.85	f ₁ +w/2	21	42	25	A	100038
LH100.2020.33	20	20	125	35	38.5	25	18.85	f ₁ +w/2	32.5	65	31.6	B	100038
LH100.2525.13	25	25	150	-	28.5	25	23.85	f ₁ +w/2	16	42	30	A	100038
LH100.2525.23	25	25	150	-	33.5	25	23.85	f ₁ +w/2	21	42	30	A	100038
LH100.2525.33	25	25	150	-	38.5	25	23.85	f ₁ +w/2	32.5	65	31.6	B	100038

w见刀片
w see inserts

扳手P39L不包含在刀板中R/LH100...33, 需单独订购!
Wrench P39L is not combined with blade R/LH100...33 - separate order required!

配件
Spare Parts

刀杆 Toolholder	锁紧螺钉 Clamping Screw	TORX PLUS®扳手 TORX PLUS® Wrench
R/LH100...	5.17T20P	T20PQ



R=右手型-如图
R = right hand version shown

L=左手型
L = left hand version

产品型号 Part number	h	b	l ₁	l ₂	l ₃	h ₁	f ₁	f	t _{max}	D _{max}	H _k	形式 Form	HWS
RH100.1212.03.IK	12	12	125	21	23	16	10.85	f ₁ +w/2	13	26	25	A	100038
RH100.1616.03.IK	16	16	125	19.5	23	20	14.85	f ₁ +w/2	10.5	42	25	A	100038
RH100.1616.13.IK	16	16	125	25	28.5	20	14.85	f ₁ +w/2	16	42	25	A	100038
RH100.2020.13.IK	20	20	125	-	28.5	20	18.85	f ₁ +w/2	16	42	25	A	100038
RH100.1616.23.IK	16	16	125	30	33.5	20	14.85	f ₁ +w/2	21	42	25	A	100038
RH100.2020.23.IK	20	20	125	-	33.5	20	18.85	f ₁ +w/2	21	42	25	A	100038
RH100.2525.23.IK	25	25	150	-	33.5	25	23.85	f ₁ +w/2	21	42	30	A	100038
RH100.2020.33.IK	20	20	125	35	38.5	25	18.85	f ₁ +w/2	32.5	65	31.6	B	100038
RH100.2525.33.IK	25	25	150	-	38.5	25	23.85	f ₁ +w/2	32.5	65	31.6	B	100038
LH100.1212.03.IK	12	12	125	21	23	16	10.85	f ₁ +w/2	13	26	25	A	100038
LH100.1616.03.IK	16	16	125	19.5	23	20	14.85	f ₁ +w/2	10.5	42	25	A	100038
LH100.1616.13.IK	16	16	125	25	28.5	20	14.85	f ₁ +w/2	16	42	25	A	100038
LH100.2020.13.IK	20	20	125	-	28.5	20	18.85	f ₁ +w/2	16	42	25	A	100038
LH100.1616.23.IK	16	16	125	30	33.5	20	14.85	f ₁ +w/2	21	42	25	A	100038
LH100.2020.23.IK	20	20	125	-	33.5	20	18.85	f ₁ +w/2	21	42	25	A	100038
LH100.2525.23.IK	25	25	150	-	33.5	25	23.85	f ₁ +w/2	21	42	30	A	100038
LH100.2020.33.IK	20	20	125	35	38.5	25	18.85	f ₁ +w/2	32.5	65	31.6	B	100038
LH100.2525.33.IK	25	25	150	-	38.5	25	23.85	f ₁ +w/2	32.5	65	31.6	B	100038

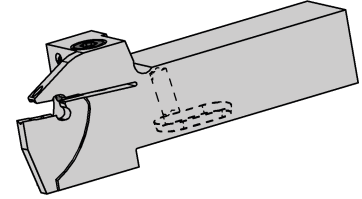
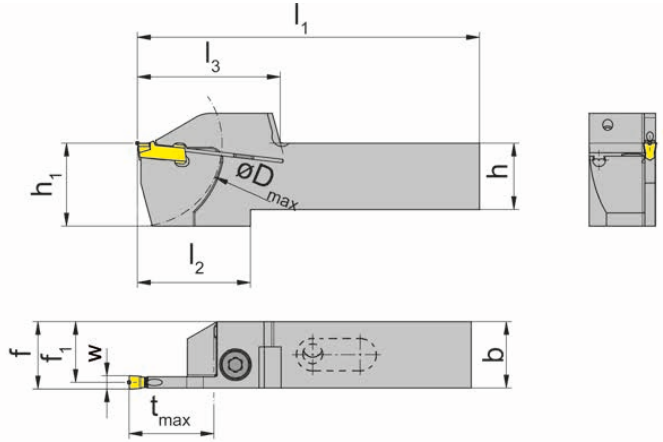
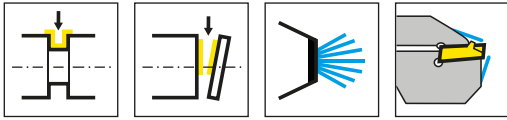
w见刀片
w see inserts

扳手P39L不包含在刀板中R/LH100...33, 需单独订购!
Wrench P39L is not combined with blade R/LH100...33 - separate order required!

配件

Spare Parts

刀杆 Toolholder	锁紧螺钉 Clamping Screw	冷却液供应 Coolant supply	TORX PLUS®扳手 TORX PLUS® Wrench	螺钉 Screw Plug
R/LH100.1212.03.IK	5.17T20P	004.00.22	T20PQ	
R/LH100...	5.17T20P	004.00.16	T20PQ	004.00.26
R/LH100.2525.23.IK	5.17T20P	004.00.61	T20PQ	



R=右手型-如图
R = right hand version shown

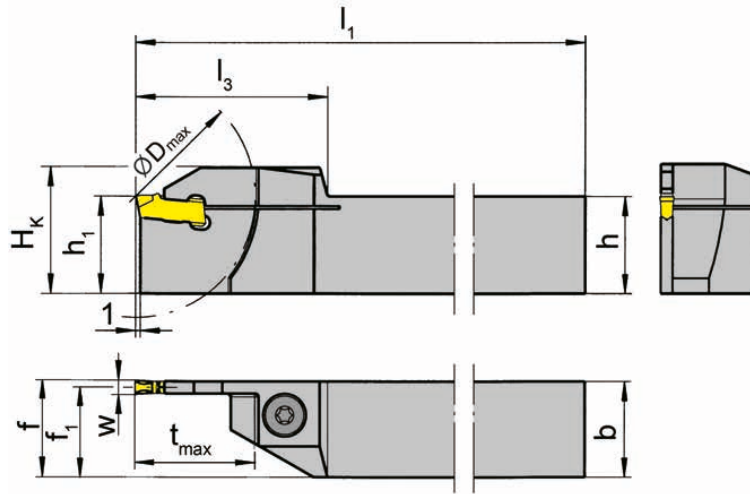
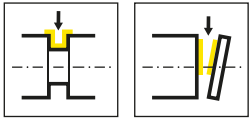
L=左手型
L = left hand version

产品型号 Part number	h	b	l ₁	l ₂	l ₃	h ₁	f ₁	f	t _{max}	D _{max}	HWS
RH100.1616.2.23.IK	16	16	89	35	39	25	14.65	f ₁ +w/2	21.5	42	100038
RH100.2020.2.23.IK	20	20	102	33	39	25	18.65	f ₁ +w/2	21.5	42	100038
RH100.2020.2.73.IK	20	20	106	37	43	25	18.65	f ₁ +w/2	25.5	50	100038
RH100.2525.2.73.IK	25	25	121	37	43	30	23.65	f ₁ +w/2	25.5	50	100038
RH100.2020.34.4.73.IK	20	20	115	48	53	30	18.65	f ₁ +w/2	34	68	100038
RH100.2525.34.4.73.IK	25	25	132	48	53	35	23.65	f ₁ +w/2	34	68	100038
LH100.1616.2.23.IK	16	16	89	35	39	25	14.65	f ₁ +w/2	21.5	42	100038
LH100.2020.2.23.IK	20	20	102	33	39	25	18.65	f ₁ +w/2	21.5	42	100038
LH100.2020.2.73.IK	20	20	106	37	43	25	18.65	f ₁ +w/2	25.5	50	100038
LH100.2525.2.73.IK	25	25	121	37	43	30	23.65	f ₁ +w/2	25.5	50	100038
LH100.2020.34.4.73.IK	20	20	115	48	53	30	18.65	f ₁ +w/2	34	68	100038
LH100.2525.34.4.73.IK	25	25	132	48	53	35	23.65	f ₁ +w/2	34	68	100038

w见刀片
w see inserts

配件
Spare Parts

刀杆 Toolholder	锁紧螺钉 Clamping Screw	TORX PLUS®扳手 TORX PLUS® Wrench
R/LH100...	6.23T25P	T25PQ



L=左手型-如图

L = left hand version shown

R=右手型

R = right hand version

产品型号 Part number	h	b	l ₁	l ₃	h ₁	f ₁	f	t _{max}	D _{max}	H _k	HWS
RH100.2020.73	20	20	125	40	20	18.85	f ₁ +w/2	25	50	26	100038
RH100.2525.73	25	25	150	40	25	23.85	f ₁ +w/2	25	50	31	100038
RH100.2020.74	20	20	125	40	20	18.85	f ₁ +w/2	25	50	26	100048
LH100.2020.73	20	20	125	40	20	18.85	f ₁ +w/2	25	50	26	100038
LH100.2525.73	25	25	150	40	25	23.85	f ₁ +w/2	25	50	31	100038
LH100.2020.74	20	20	125	40	20	18.85	f ₁ +w/2	25	50	26	100048

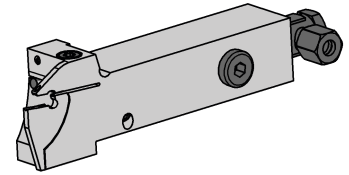
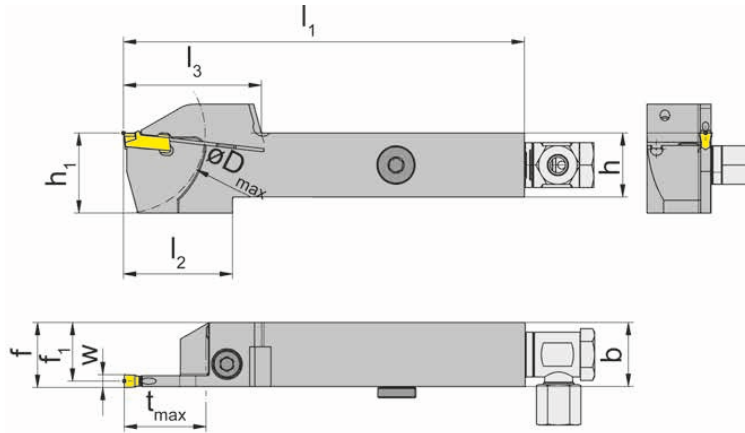
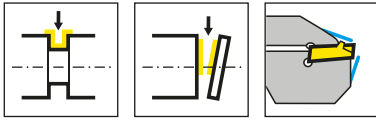
w见刀片

w see inserts

配件

Spare Parts

刀杆 Toolholder	锁紧螺钉 Clamping Screw	TORX PLUS®扳手 TORX PLUS® Wrench
R/LH100...	6.23T25P	T25PQ



R=右手型-如图
R = right hand version shown

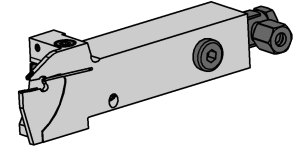
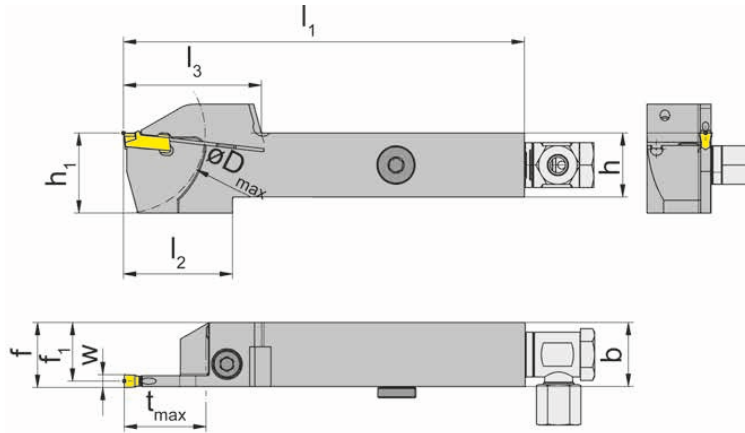
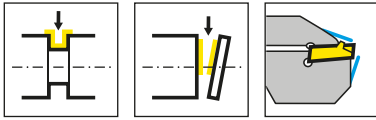
L=左手型
L = left hand version

产品型号 Part number	h	b	l ₁	l ₂	l ₃	h ₁	f ₁	f	t _{max}	D _{max}	HWS
RH100.1616.0.23.IK	16	20	125	35	39	25	14.65	f ₁ +w/2	21.5	42	100038
RH100.1616.0.24.IK	16	20	125	35	39	25	14.3	f ₁ +w/2	21.5	42	100048
RH100.2020.0.23.IK	20	20	125	33	39	25	18.65	f ₁ +w/2	21.5	42	100038
RH100.2020.0.24.IK	20	20	125	33	39	25	18.3	f ₁ +w/2	21.5	42	100048
RH100.2525.0.23.IK	25	25	150	33	39	30	23.65	f ₁ +w/2	21.5	42	100038
RH100.2525.0.24.IK	25	25	150	33	39	30	23.3	f ₁ +w/2	21.5	42	100048
LH100.1616.0.23.IK	16	16	125	35	39	25	14.65	f ₁ +w/2	21.5	42	100038
LH100.1616.0.24.IK	16	16	125	35	39	25	14.3	f ₁ +w/2	21.5	42	100048
LH100.2020.0.23.IK	20	20	125	33	39	25	18.65	f ₁ +w/2	21.5	42	100038
LH100.2020.0.24.IK	20	20	125	33	39	25	18.3	f ₁ +w/2	21.5	42	100048
LH100.2525.0.23.IK	25	25	150	33	39	30	23.65	f ₁ +w/2	21.5	42	100038
LH100.2525.0.24.IK	25	25	150	33	39	30	23.3	f ₁ +w/2	21.5	42	100048

w见刀片
w see inserts

配件
Spare Parts

刀杆 Toolholder	冷却液供应 Coolant supply	锁紧螺钉 Clamping Screw	TORX PLUS®扳手 TORX PLUS® Wrench	螺钉 Screw Plug
R/LH100...	004.00.16	6.23T25P	T25PQ	004.00.26



R=右手型-如图
R = right hand version shown

L=左手型
L = left hand version

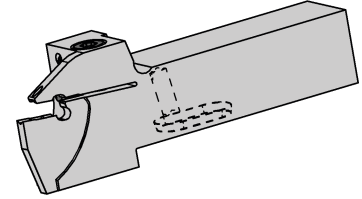
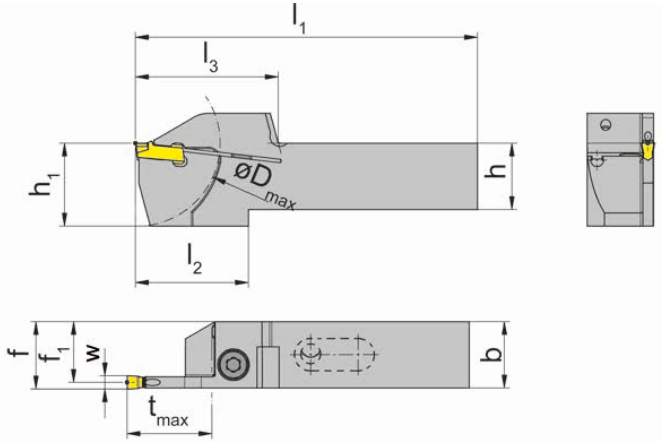
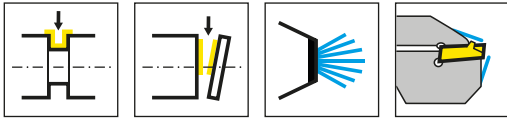
产品型号 Part number	h	b	l ₁	l ₂	l ₃	h ₁	f ₁	f	t _{max}	D _{max}	HWS
RH100.2020.0.73.IK	20	20	125	37	43	25	18.65	f ₁ +w/2	25.5	50	100038
RH100.2525.0.73.IK	25	25	150	37	43	30	23.65	f ₁ +w/2	25.5	50	100038
RH100.2525.0.74.IK	25	25	150	37	43	30	23.3	f ₁ +w/2	25.5	50	100048
LH100.2020.0.73.IK	20	20	125	37	43	25	18.65	f ₁ +w/2	25.5	50	100038
LH100.2525.0.73.IK	25	25	150	37	43	30	23.65	f ₁ +w/2	25.5	50	100038
LH100.2525.0.74.IK	25	25	150	37	43	30	23.3	f ₁ +w/2	25.5	50	100048
LH100.2020.0.74.IK	20	20	125	37	43	25	18.3	f ₁ +w/2	25.5	50	100048

w见刀片
w see inserts

配件

Spare Parts

刀杆 Toolholder	冷却液供应 Coolant supply	锁紧螺钉 Clamping Screw	TORX PLUS®扳手 TORX PLUS® Wrench	螺钉 Screw Plug
R/LH100....	004.00.16	6.23T25P	T25PQ	004.00.26



R=右手型-如图
R = right hand version shown

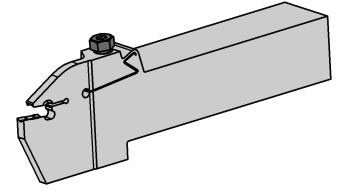
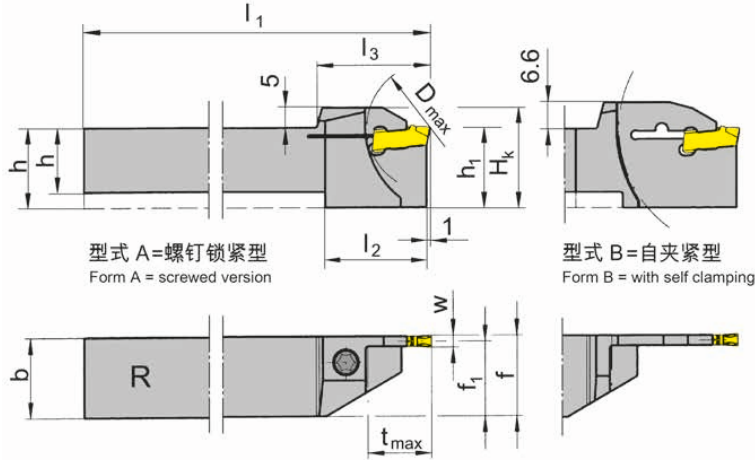
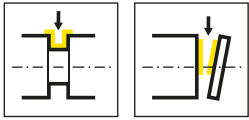
L=左手型
L = left hand version

产品型号 Part number	h	b	l ₁	l ₂	l ₃	h ₁	f ₁	f	t _{max}	D _{max}	HWS
RH100.1616.2.24.IK	16	16	89	35	39	25	14.3	f ₁ +w/2	21.5	42	100048
RH100.2020.2.24.IK	20	20	102	33	39	25	18.3	f ₁ +w/2	21.5	42	100048
RH100.2020.2.74.IK	20	20	106	37	43	25	18.3	f ₁ +w/2	25.5	50	100048
LH100.1616.2.24.IK	16	16	89	35	39	25	14.3	f ₁ +w/2	21.5	42	100048
LH100.2020.2.24.IK	20	20	102	33	39	25	18.3	f ₁ +w/2	21.5	42	100048
LH100.2020.2.74.IK	20	20	106	37	43	25	18.3	f ₁ +w/2	25.5	50	100048

w见刀片
w see inserts

配件
Spare Parts

刀杆 Toolholder	锁紧螺钉 Clamping Screw	TORX PLUS®扳手 TORX PLUS® Wrench
R/LH100...	6.23T25P	T25PQ



R=右手型-如图
R = right hand version shown

L=左手型
L = left hand version

产品型号 Part number	h	b	l ₁	l ₂	l ₃	h ₁	f ₁	f	t _{max}	D _{max}	H _k	形式 Form	HWS
RH100.1616.04	16	16	125	19.5	23	20	14.45	f ₁ +w/2	10.5	42	25	A	100048
RH100.1616.14	16	16	125	25	28.5	20	14.45	f ₁ +w/2	16	42	25	A	100048
RH100.2020.14	20	20	125	-	28.5	20	18.45	f ₁ +w/2	16	42	25	A	100048
RH100.2525.14	25	25	150	-	28.5	25	23.45	f ₁ +w/2	16	42	30	A	100048
RH100.2020.34	20	20	125	35	38.5	25	18.45	f ₁ +w/2	32.5	65	31.6	B	100048
RH100.2525.34	25	25	150	40	46.5	32	23.45	f ₁ +w/2	40.5	81	38.6	B	100048
LH100.1616.04	16	16	125	19.5	23	20	14.45	f ₁ +w/2	10.5	42	25	A	100048
LH100.1616.14	16	16	125	25	28.5	20	14.45	f ₁ +w/2	16	42	25	A	100048
LH100.2020.14	20	20	125	-	28.5	20	18.45	f ₁ +w/2	16	42	25	A	100048
LH100.2525.14	25	25	150	-	28.5	25	23.45	f ₁ +w/2	16	42	30	A	100048
LH100.1616.24	16	16	125	30	33.5	20	14.45	f ₁ +w/2	21	42	25	A	100048
LH100.2020.34	20	20	125	35	38.5	25	18.45	f ₁ +w/2	32.5	65	31.6	B	100048
LH100.2525.34	25	25	150	40	46.5	32	23.45	f ₁ +w/2	40.5	81	31.6	B	100048

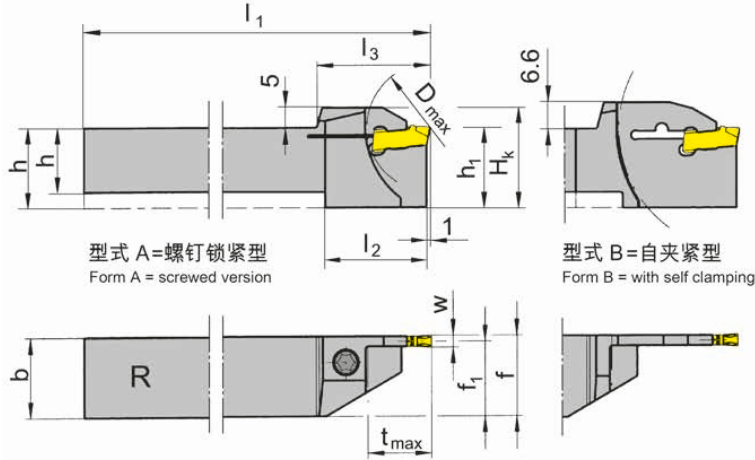
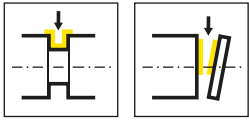
w见刀片
w see inserts

扳手P39L不包含在刀板中R/LH100...34, 需单独订购!
Wrench P39L is not combined with blade R/LH100...34 - separate order required!

配件

Spare Parts

刀杆 Toolholder	锁紧螺钉 Clamping Screw	TORX PLUS®扳手 TORX PLUS® Wrench
R/LH100....	5.17T20P	T20PQ



R=右手型-如图
R = right hand version shown

L=左手型
L = left hand version

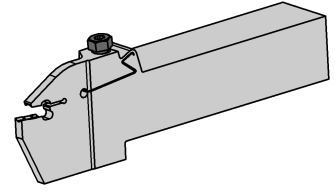
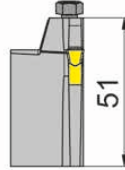
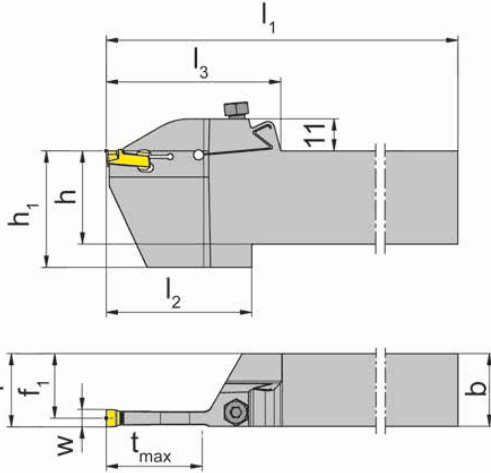
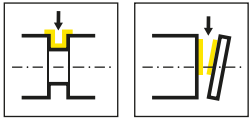
产品型号 Part number	h	b	l ₁	l ₂	l ₃	h ₁	f ₁	f	t _{max}	D _{max}	H _k	形式 Form	HWS
RH100.2020.15	20	20	125	-	28.5	20	18.05	f ₁ +w/2	16	42	25	A	100058
RH100.2525.15	25	25	150	-	28.5	25	23.05	f ₁ +w/2	16	42	30	A	100058
RH100.2020.35	20	20	125	35	38.5	20	18.05	f ₁ +w/2	32.5	65	31.6	B	100058
RH100.2525.35	25	25	150	40	46.5	32	23.05	f ₁ +w/2	40.5	81	38.6	B	100058
LH100.2020.15	20	20	125	-	28.5	20	18.05	f ₁ +w/2	16	42	25	A	100058
LH100.2525.15	25	25	150	-	28.5	25	23.05	f ₁ +w/2	16	42	30	A	100058
LH100.2020.35	20	20	125	35	38.5	25	18.05	f ₁ +w/2	32.5	65	31.6	B	100058
LH100.2525.35	25	25	150	40	46.5	32	23.05	f ₁ +w/2	40.5	81	38.6	B	100058

w见刀片
w see inserts

扳手P39L不包含在刀板中R/LH100...35, 需单独订购!
Wrench P39L is not combined with blade R/LH100...35 - separate order required!

配件
Spare Parts

刀杆 Toolholder	锁紧螺钉 Clamping Screw	TORX PLUS®扳手 TORX PLUS® Wrench
R/LH100....	5.17T20P	T20PQ



R=右手型-如图
R = right hand version shown

L=左手型
L = left hand version

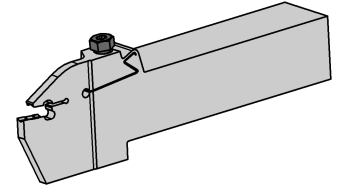
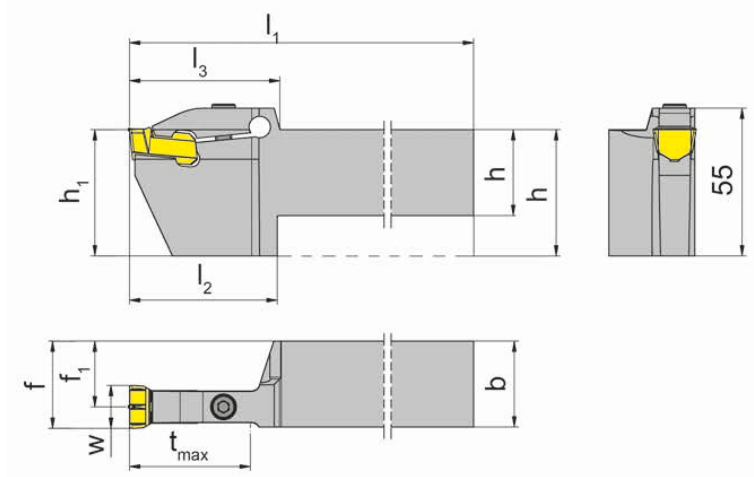
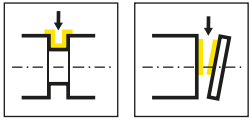
产品型号 Part number	h	b	l ₁	l ₂	l ₃	h ₁	f ₁	f	t _{max}	HWS
RH100.2020.3.04	20	20	150	50	60	32	18.2	f ₁ +w/2	33	100048
RH100.2020.3.05	20	20	150	50	60	32	17.7	f ₁ +w/2	33	100058
RH100.2525.3.05	25	25	150	50	60	32	22.7	f ₁ +w/2	33	100058
RH100.2525.3.06	25	25	150	50	60	40	22.2	f ₁ +w/2	33	100068
RH100.3225.3.06	32	25	170	50	60	40	22.2	f ₁ +w/2	33	100068
RH100.3225.3.08	32	25	170	50	60	40	21.2	f ₁ +w/2	33	100088
RH100.3225.38	32	25	170	50	60	40	21.2	f ₁ +w/2	35	100088
RH100.3225.4.08	32	25	170	55	65	40	21.2	f ₁ +w/2	41	100088
RH100.3225.4.10	32	25	170	55	65	40	20.3	f ₁ +w/2	41	100108
RH100.3225.4.12	32	25	170	55	65	40	19.3	f ₁ +w/2	41	100128
LH100.2020.3.04	20	20	150	50	60	32	18.2	f ₁ +w/2	33	100048
LH100.2020.3.05	20	20	150	50	60	32	17.7	f ₁ +w/2	33	100058
LH100.2525.3.05	25	25	150	50	60	32	22.7	f ₁ +w/2	33	100058
LH100.2525.3.06	25	25	150	50	60	40	22.2	f ₁ +w/2	33	100068
LH100.3225.3.06	32	25	170	50	60	40	22.2	f ₁ +w/2	33	100068
LH100.3225.3.08	32	25	170	50	60	40	21.2	f ₁ +w/2	33	100088
LH100.3225.38	32	25	170	50	60	40	21.2	f ₁ +w/2	35	100088
LH100.3225.4.08	32	25	170	55	65	40	21.2	f ₁ +w/2	41	100088
LH100.3225.4.10	32	25	170	55	65	40	20.3	f ₁ +w/2	41	100108
LH100.3225.4.12	32	25	170	55	65	40	19.3	f ₁ +w/2	41	100128

w见刀片
w see inserts

配件

Spare Parts

刀杆 Toolholder	锁紧螺钉 Clamping Screw	TORX PLUS®扳手 TORX PLUS® Wrench
R/LH100...	030.6075.T20P	T20PQ



R=右手型-如图

R = right hand version shown

L=左手型

L = left hand version

产品型号 Part number	h	b	l ₁	l ₂	h ₁	f ₁	f	t _{max}	l ₃	HWS
RH100.3232.5.16	32	32	170	55	47	24.5	f ₁ +w/2	45	56	100068
LH100.3232.5.16	32	32	170	55	47	24.5	f ₁ +w/2	45	56	100068

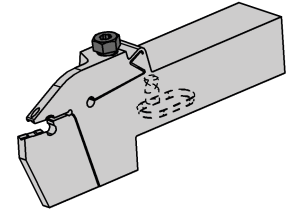
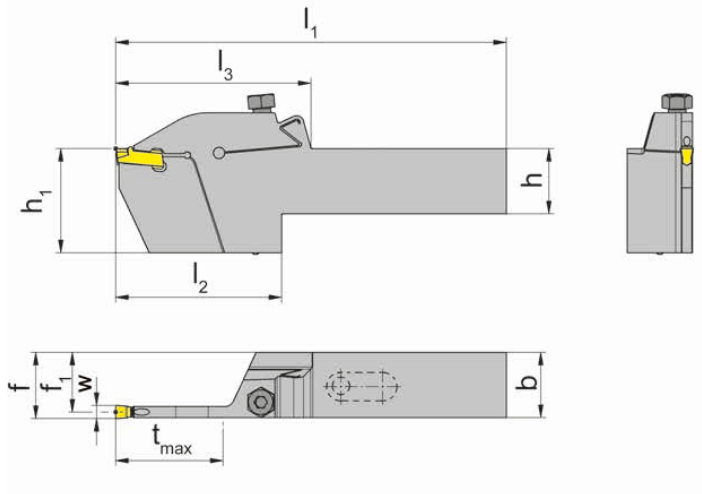
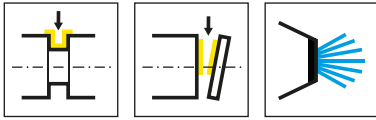
w见刀片

w see inserts

配件

Spare Parts

刀杆 Toolholder	锁紧螺钉 Clamping Screw	TORX PLUS®扳手 TORX PLUS® Wrench
R/LH100.3232.5.16	030.0625.T25P	T25PQ



R=右手型-如图

R = right hand version shown

L=左手型

L = left hand version

产品型号 Part number	h	b	l_1	l_2	l_3	h_1	f_1	f	t_{max}	HWS
RH100.2020.3.2.04.IK	20	20	120	51	60	32	18.3	$f_1+w/2$	33	100048
RH100.2525.3.2.04.IK	25	25	134	50	60	32	23.3	$f_1+w/2$	33	100048
LH100.2020.3.2.04.IK	20	20	120	51	60	32	18.3	$f_1+w/2$	33	100048
LH100.2525.3.2.04.IK	25	25	134	50	60	32	23.3	$f_1+w/2$	33	100048

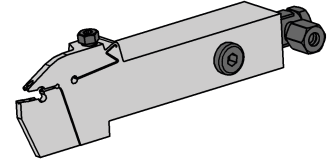
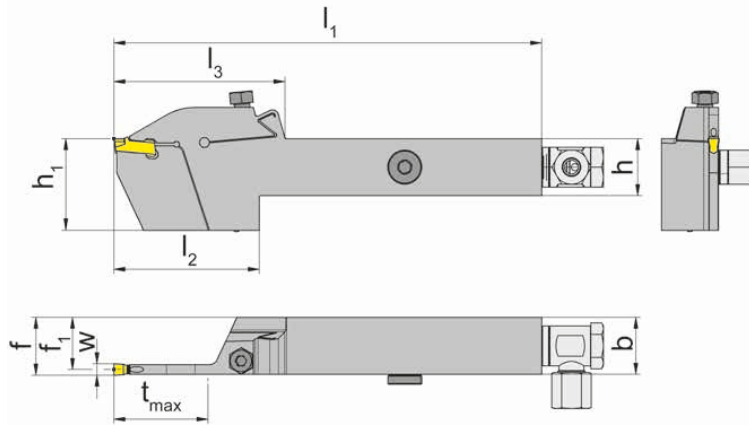
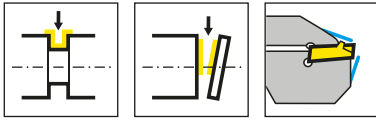
w见刀片

w see inserts

配件

Spare Parts

刀杆 Toolholder	锁紧螺钉 Clamping Screw	TORX PLUS®扳手 TORX PLUS® Wrench
R/LH100...	030.6075.T20P	T20PQ



R=右手型-如图
R = right hand version shown

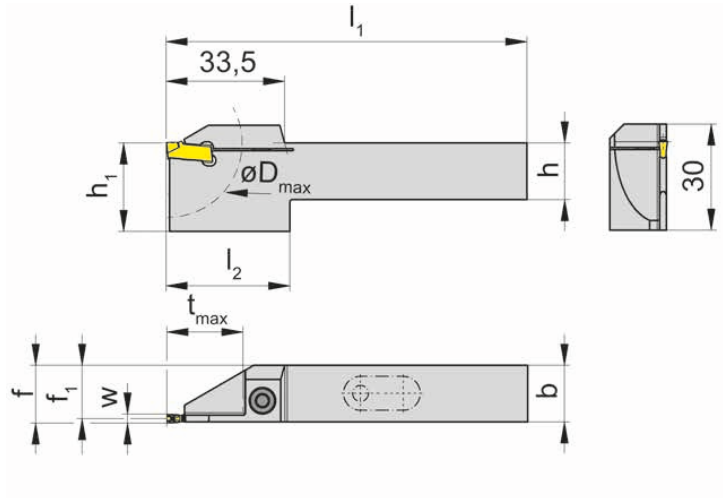
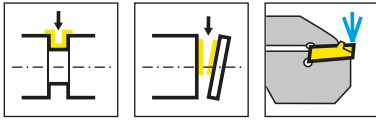
L=左手型
L = left hand version

产品型号 Part number	h	b	l ₁	l ₂	l ₃	h ₁	f ₁	f	t _{max}	HWS
RH100.2020.3.0.04.IK	20	20	150	51	60	32	18.3	f ₁ +w/2	33	100048
RH100.2525.3.0.04.IK	25	25	150	50	60	32	23.3	f ₁ +w/2	33	100048
LH100.2020.3.0.04.IK	20	20	150	51	60	32	18.3	f ₁ +w/2	33	100048
LH100.2525.3.0.04.IK	25	25	150	50	60	32	23.3	f ₁ +w/2	33	100048

w见刀片
w see inserts

配件
Spare Parts

刀杆 Toolholder	冷却液供应 Coolant supply	锁紧螺钉 Clamping Screw	TORX PLUS®扳手 TORX PLUS® Wrench	螺钉 Screw Plug
R/LH100...	004.00.16	030.6075.T20P	T20PQ	004.00.26



R=右手型-如图

R = right hand version shown

L=左手型

L = left hand version

产品型号 Part number	h	b	l ₁	l ₂	h ₁	f ₁	f	t _{max}	D _{max}	HWS
RH100.2020.3.22.IK	20	20	102	35	25	19.05	f ₁ +w/2	21.5	42	100029
LH100.1616.3.22.IK	16	16	89	35	25	15.05	f ₁ +w/2	21.5	42	100029
LH100.2020.3.22.IK	20	20	102	35	25	19.05	f ₁ +w/2	21.5	42	100029

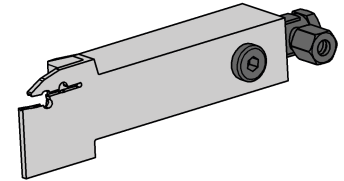
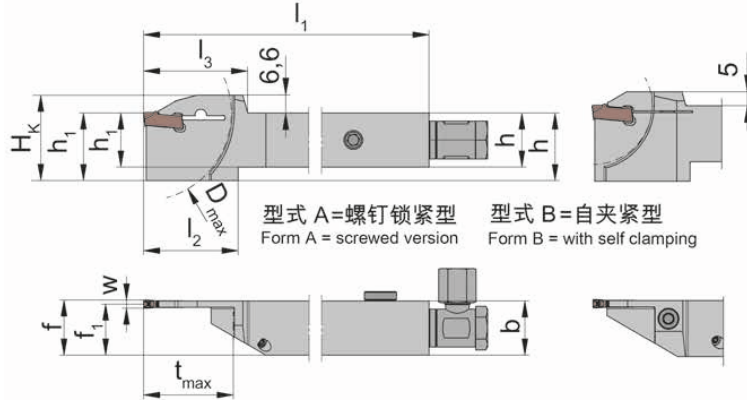
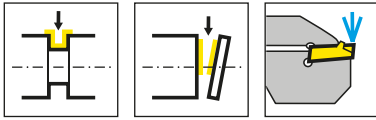
w见刀片

w see inserts

配件

Spare Parts

刀杆 Toolholder	锁紧螺钉 Clamping Screw	TORX PLUS®扳手 TORX PLUS® Wrench
R/LH100....	5.17T20P	T20PQ



L=左手型-如图
L = left hand version shown

R=右手型
R = right hand version

产品型号 Part number	h	b	l ₁	l ₂	l ₃	h ₁	f ₁	f	t _{max}	D _{max}	H _k	形式 Form	HWS
RH100.1616.1.23.IK	16	16	125	35	33.5	27	14.85	f ₁ +w/2	21.5	42	32	A	100039
RH100.2020.1.13.IK	20	20	125	30	28.5	27	18.85	f ₁ +w/2	16	42	32	A	100039
RH100.2020.1.23.IK	20	20	125	35	33.5	27	18.85	f ₁ +w/2	21.5	42	32	A	100039
RH100.2020.1.33.IK	20	20	125	35	38.5	27	18.85	f ₁ +w/2	33	65	33.6	B	100039
RH100.2020.1.34.IK	20	20	125	35	38.5	27	18.45	f ₁ +w/2	33	65	33.6	B	100039
RH100.2525.1.33.IK	25	25	150	35	38.5	32	23.85	f ₁ +w/2	33	65	38.6	B	100039
RH100.2525.1.34.IK	25	25	150	40	46.5	32	23.45	f ₁ +w/2	41	81	38.6	B	100039
LH100.1616.1.23.IK	16	16	125	35	33.5	27	14.85	f ₁ +w/2	21.5	42	32	A	100039
LH100.2020.1.13.IK	20	20	125	30	28.5	27	18.85	f ₁ +w/2	16	42	32	A	100039
LH100.2020.1.23.IK	20	20	125	35	33.5	27	18.85	f ₁ +w/2	21.5	42	32	A	100039
LH100.2020.1.33.IK	20	20	125	35	38.5	27	18.85	f ₁ +w/2	33	65	33.6	B	100039
LH100.2525.1.33.IK	25	25	150	35	38.5	32	23.85	f ₁ +w/2	33	65	38.6	B	100039
LH100.2525.1.34.IK	25	25	150	40	46.5	32	23.45	f ₁ +w/2	41	81	38.6	B	100039

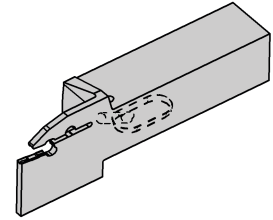
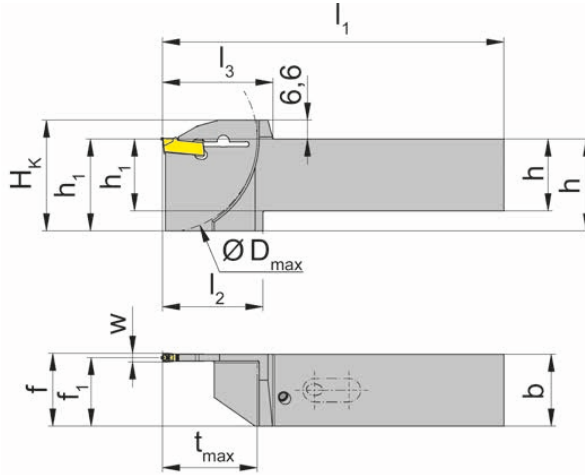
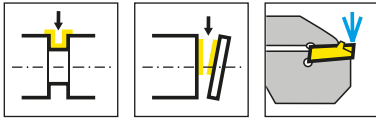
w见刀片
w see inserts

扳手P39L不包含在刀板中H100...33/...34, 需单独订购!
Wrench P39L is not combined with blade H100...33/...34 separate order required!

配件

Spare Parts

刀杆 Toolholder	锁紧螺钉 Clamping Screw	冷却液供应 Coolant supply	TORX PLUS®扳手 TORX PLUS® Wrench	螺钉 Screw Plug	扳手 Wrench
R/LH100...	5.17T20P	004.00.16	T20PQ	004.00.26	
R/LH100...33.IK/...34.IK		004.00.16		004.00.26	P39L



L=左手型-如图

L = left hand version shown

R=右手型

R = right hand version

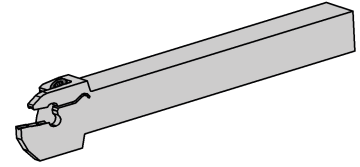
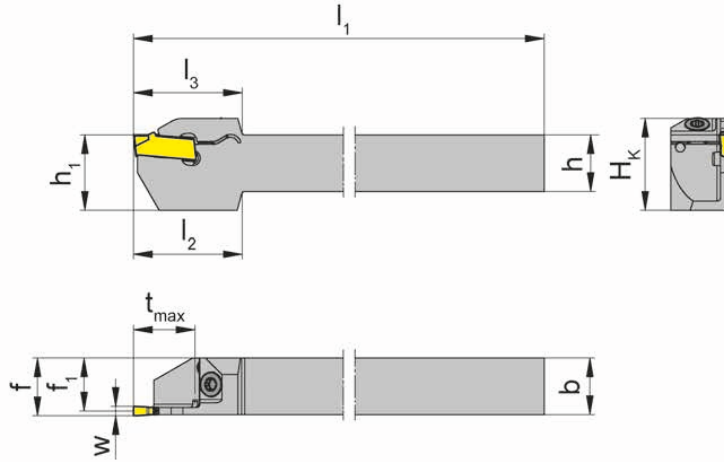
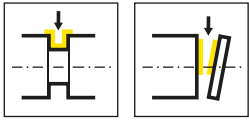
产品型号 Part number	h	b	l ₁	l ₂	l ₃	h ₁	f ₁	f	t _{max}	D _{max}	H _K	HWS
RH100.2020.3.33.IK	20	20	104	35	38.5	27	18.85	f ₁ +w/2	33	65	33.6	100039
RH100.2525.3.33.IK	25	25	119	35	38.5	32	23.85	f ₁ +w/2	33	65	38.6	100039
LH100.2020.3.33.IK	20	20	104	35	38.5	27	18.85	f ₁ +w/2	33	65	33.6	100039
LH100.2525.3.33.IK	25	25	119	35	38.5	32	23.85	f ₁ +w/2	33	65	38.6	100039

w见刀片

w see inserts

扳手P39L不包含在刀板中R/LH100...33, 需单独订购!

Wrench P39L is not combined with blade R/LH100...33 - separate order required!



R=右手型-如图

R = right hand version shown

L=左手型

L = left hand version

产品型号 Part number	h	b	l ₁	l ₂	l ₃	h ₁	f ₁	f	t _{max}	D _{max}	H _k	HWS
RH100.1212.24.61	12	12	125	23	23	16	11.25	f ₁ +w/2	13	26	19.5	100018
RH100.1212.32.63	12	12	125	27	24	16	10.85	f ₁ +w/2	17	34	19.5	100038
RH100.1616.24.61	16	16	125	23	-	16	15.25	f ₁ +w/2	13	26	19.5	100018
RH100.1616.32.63	16	16	125	27	-	16	14.85	f ₁ +w/2	17	34	19.5	100038
LH100.1212.24.61	12	12	125	23	23	16	11.25	f ₁ +w/2	13	26	19.5	100018
LH100.1212.32.63	12	12	125	24	27	16	10.85	f ₁ +w/2	17	34	19.5	100038
LH100.1616.24.61	16	16	125	-	23	16	15.25	f ₁ +w/2	13	26	19.5	100018
LH100.1616.32.63	16	16	125	-	27	16	14.85	f ₁ +w/2	17	34	19.5	100038

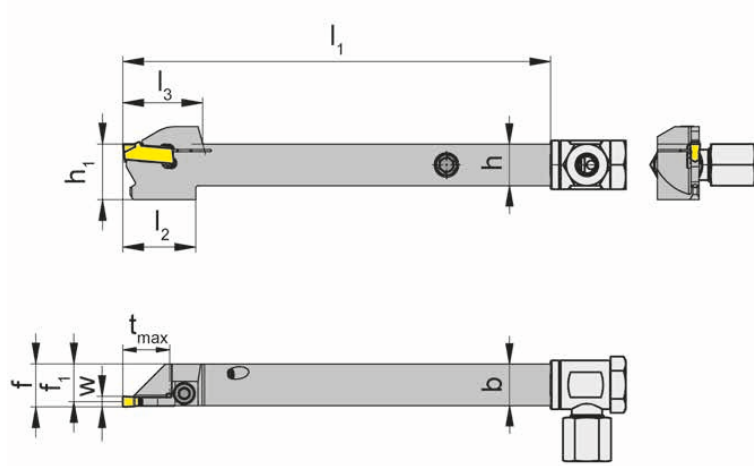
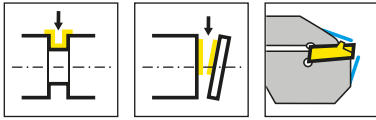
w见刀片

w see inserts

配件

Spare Parts

刀杆 Toolholder	锁紧螺钉 Clamping Screw	TORX PLUS®扳手 TORX PLUS® Wrench
R/LH100...	3.5.12T10EP	T10PL



R=右手型-如图

R = right hand version shown

L=左手型

L = left hand version

产品型号 Part number	h	b	l_1	l_2	l_3	h_1	f_1	f	t_{max}	D_{max}	HWS
RH100.1212.5.23.IK	12	12	125	21	23	16	10.85	$f_1+w/2$	13.5	26	100038
LH100.1212.5.23.IK	12	12	125	21	23	16	10.85	$f_1+w/2$	13.5	26	100038

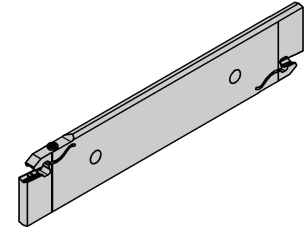
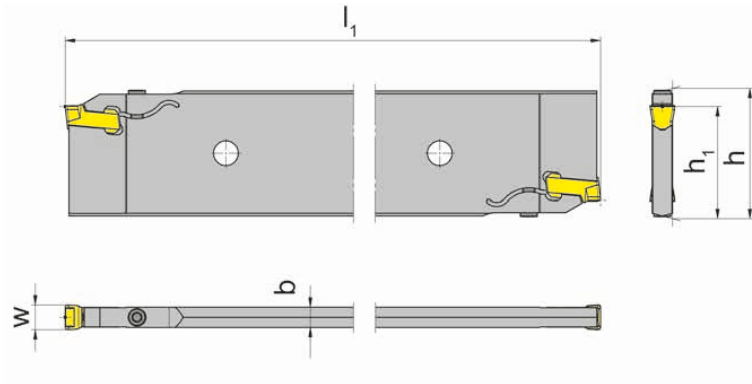
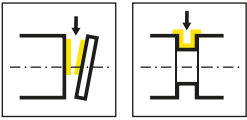
w见刀片

w see inserts

配件

Spare Parts

刀杆 Toolholder	锁紧螺钉 Clamping Screw	冷却液供应 Coolant supply	TORX PLUS®扳手 TORX PLUS® Wrench
R/LH100.1212.5.23.IK	4.15T15P	004.00.61	T15PQ

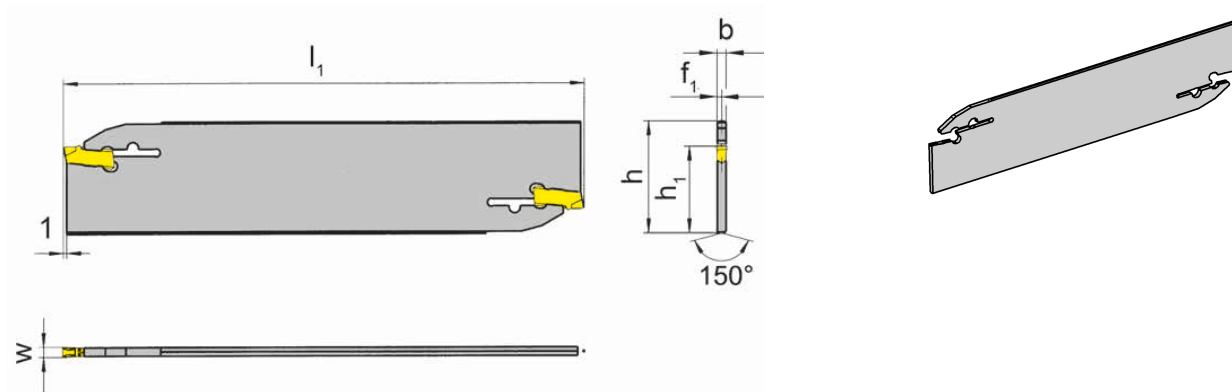
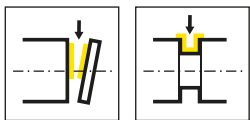


产品型号 Part number	h	b	l ₁	h ₁	HWS
H100.5208.26.08	52.6	7.4	260	45	100088
H100.5210.26.10	52.6	8.2	260	45	100108
H100.5212.26.12	52.6	10.4	260	45	100128

w见刀片
w see inserts

配件
Spare Parts

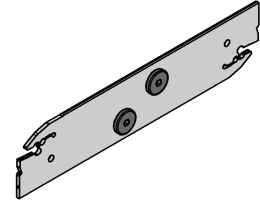
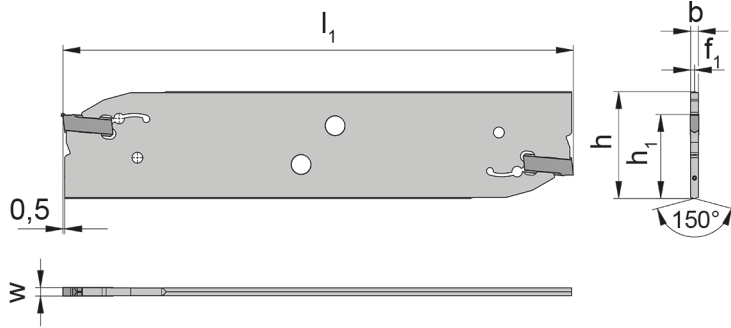
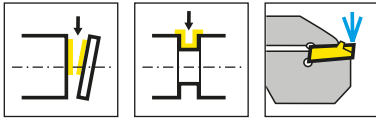
刀杆 Toolholder	锁紧螺钉 Clamping Screw	TORX PLUS®扳手 TORX PLUS® Wrench
H100...	5.13T20P	T20PQ



产品型号 Part number	h	b	l_1	h_1	f_1	t_{max}	HWS
H100.2601.01	26	1.5	110	21.4	0.75	25	100018
H100.2602.02	26	1.9	110	21.4	0.95	37.5	100028
H100.2603.03	26	2.3	110	21.4	1.15	37.5	100038
H100.2604.04	26	3.1	110	21.8	1.65	40	100048
H100.3201.01	32	1.5	150	24.8	0.75	25	100018
H100.3202.02	32	1.9	150	24.8	0.95	50	100028
H100.3203.03	32	2.3	150	24.8	1.15	50	100038
H100.3204.04	32	3.1	160	24.8	1.65	55	100048
H100.3205.05	32	3.9	160	24.8	2	55	100058

w见刀片
w see inserts

扳手P39L不包含在刀板中, 需单独订购!
Wrench P39L is not combined with toolholder - separate order required!

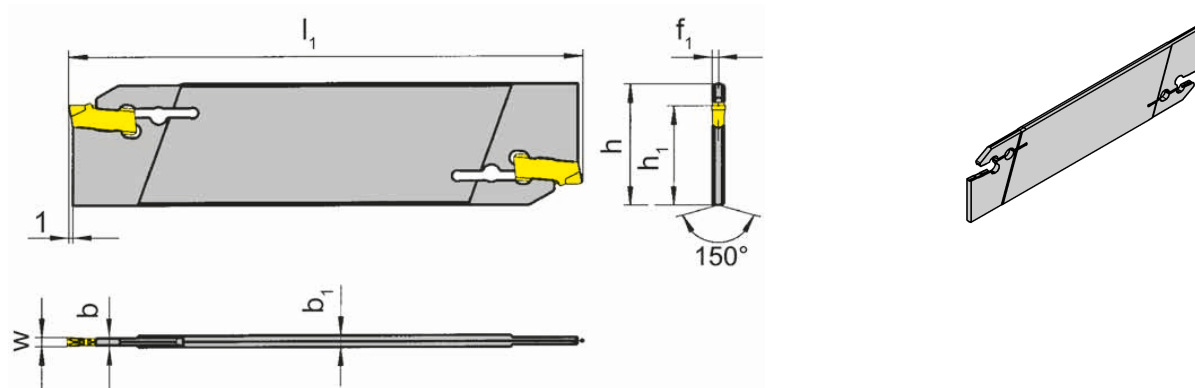
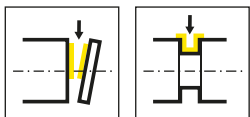


产品型号 Part number	h	b	l ₁	h ₁	f ₁	t _{max}	HWS
H100.2602.8.02.IK	26	1.9	110	21.4	0.95	35	100029 • 100028
H100.2603.8.03.IK	26	2.3	110	21.4	1.15	35	100039 • 100038
H100.2604.8.04.IK	26	3.1	110	21.4	1.55	35	100049 • 100048
H100.3202.8.02.IK	32	1.9	150	24.8	0.95	55	100029 • 100028
H100.3203.8.03.IK	32	2.3	150	24.8	1.15	60	100039 • 100038
H100.3204.8.04.IK	32	3.1	150	24.8	1.55	60	100049 • 100048

P101.02扳手不包括在铣刀中-需另行订购!
Wrench P101.02 is not combined with slotting cutter - separate order required!

配件
Spare Parts

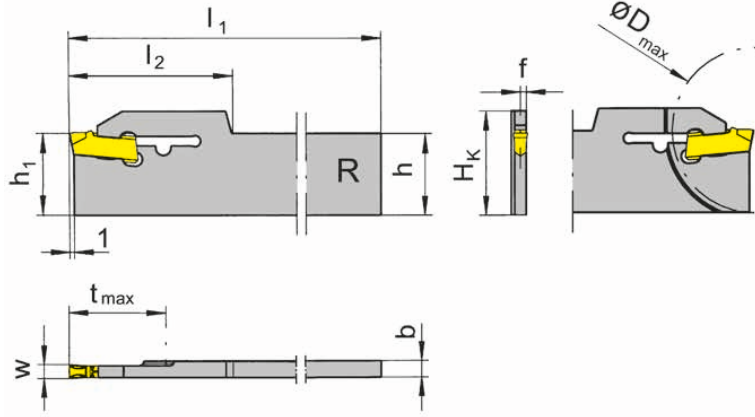
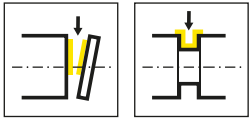
刀杆 Toolholder	冷却塞 Coolant plug
H100...	020.IK01.5732



产品型号 Part number	h	b	l_1	h_1	f_1	t_{max}	b_1	HWS
H100.2603.01	26	1.5	110	21.4	1.15	21	2.3	100018
H100.2603.02	26	1.9	110	21.4	1.15	21	2.3	100028
H100.3203.01	32	1.5	150	24.8	1.15	25	2.3	100018
H100.3203.02	32	1.9	150	24.8	1.15	25	2.3	100028

扳手P39L不包含在刀板中, 需单独订购!

Wrench P39L is not combined with toolholder - separate order required!

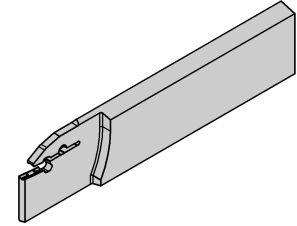
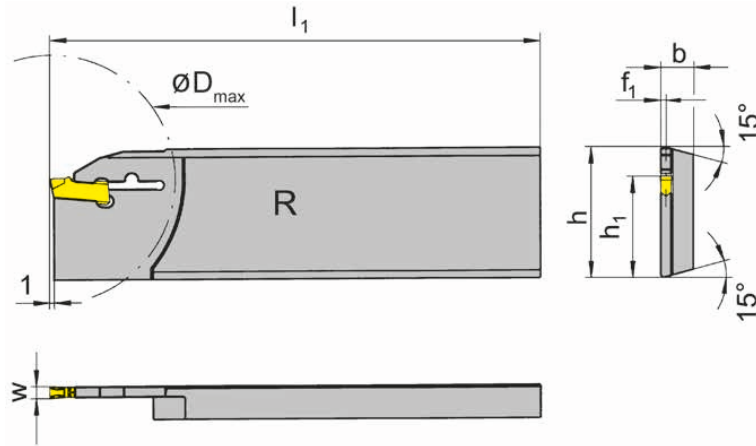
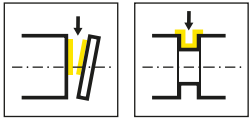


R=右手型
R = right hand version

产品型号 Part number	H _k	b	l ₁	h ₁	f	l ₂	t _{max}	D _{max}	h	HWS
RH100.1703.21	22.1	3.2	110	17.4	0.75	32	17.5	35	17.4	100018
RH100.2203.21	26.9	3.2	150	22.2	0.75	32	32	50	22.1	100018
RH100.1703.33	22.1	3.2	110	17.4	1.15	34.5	30	60	17.4	100038
RH100.2203.33	26.9	3.2	150	22.2	1.15	34.5	38	76	22.1	100038

w见刀片
w see inserts

扳手P39L不包含在刀板中R/LH100...33, 需单独订购!
Wrench P39L is not combined with blade R/LH100...33 - separate order required!



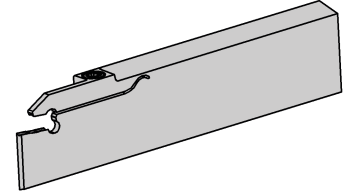
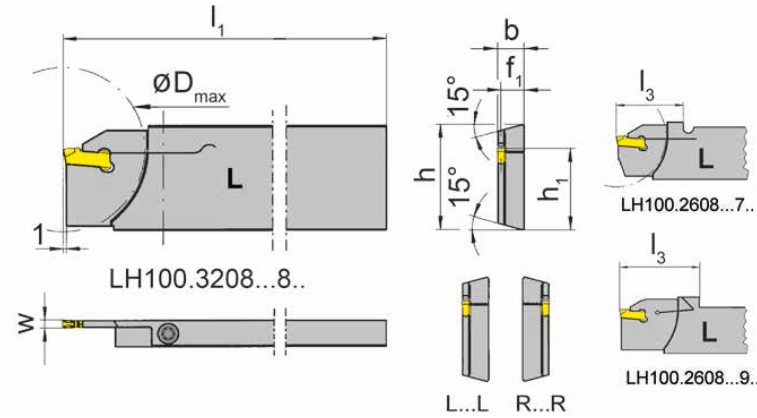
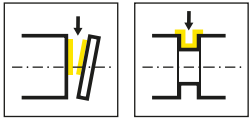
R=右手型-如图
R = right hand version shown

L=左手型
L = left hand version

产品型号 Part number	h	b	l ₁	h ₁	f ₁	t _{max}	D _{max}	HWS
RH100.2608.31	26	7.9	110	21.4	0.75	21	42	100018
RH100.2608.32	26	7.9	110	21.4	0.95	25	50	100028
RH100.2608.33	26	7.9	110	21.4	1.15	25	50	100038
RH100.3208.31	32	7.9	112	24.8	0.75	25	50	100018
RH100.3208.32	32	7.9	112	24.8	0.95	34	68	100028
RH100.3208.33	32	7.9	112	24.8	1.15	34	68	100038
RH100.3208.34	32	7.9	112	24.8	1.55	34	68	100048
LH100.2608.31	26	7.9	110	21.4	0.75	21	42	100018
LH100.2608.32	26	7.9	110	21.4	0.95	25	50	100028
LH100.2608.33	26	7.9	110	21.4	1.15	25	50	100038
LH100.2608.34	26	7.9	110	21.4	1.55	25	50	100048
LH100.3208.31	32	7.9	112	24.8	0.75	25	50	100018
LH100.3208.32	32	7.9	112	24.8	0.95	34	68	100028
LH100.3208.33	32	7.9	112	24.8	1.15	34	68	100038
LH100.3208.34	32	7.9	112	24.8	1.55	34	68	100048

w见刀片
w see inserts

扳手P39L不包含在刀板中, 需单独订购!
Wrench P39L is not combined with toolholder - separate order required!



L=左手型-如图
L = left hand version shown

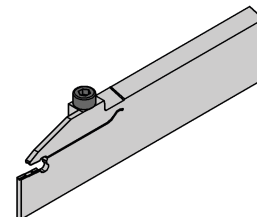
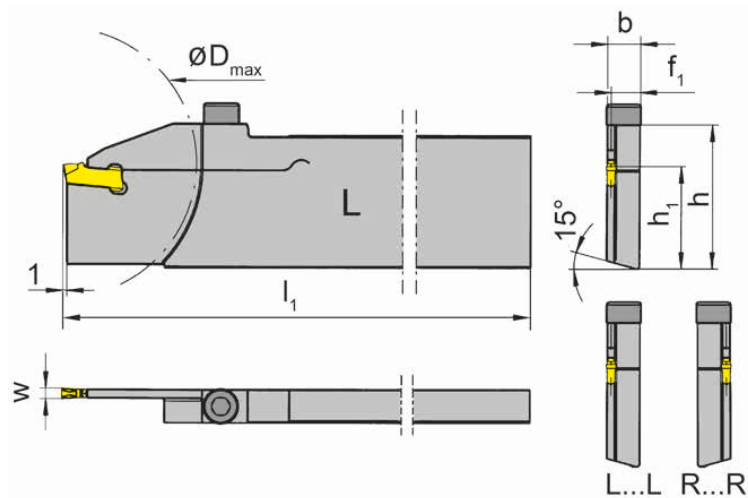
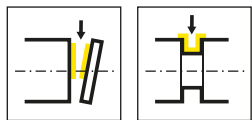
R=右手型
R = right hand version

产品型号 Part number	h	b	l ₁	h ₁	f ₁	l ₃	t _{max}	D _{max}	HWS
RH100.2608.71R	26	7.9	110	21.4	7.15	33.8	25	50	100018
RH100.3208.71R	32	7.9	112	24.8	7.15	33.8	25	50	100018
RH100.2608.72R	26	7.9	110	21.4	6.95	33.8	25	50	100028
RH100.3208.72R	32	7.9	112	24.8	6.95	33.8	25	50	100028
RH100.2608.93R	26	8	115	21.4	6.85	40	25	50	100038
RH100.3208.93R	32	8	115	24.8	6.85	42	32.5	65	100038
LH100.2608.71L	26	7.9	110	21.4	7.15	33.8	25	50	100018
LH100.3208.71L	32	7.9	112	24.8	7.15	33.8	25	50	100018
LH100.2608.72L	26	7.9	110	21.4	6.95	33.8	25	50	100028
LH100.3208.72L	32	7.9	112	24.8	6.95	33.8	25	50	100028
LH100.2608.93L	26	8	115	21.4	6.85	40	25	50	100038
LH100.3208.93L	32	8	115	24.8	6.85	42	32.5	65	100038

w见刀片
w see inserts

配件
Spare Parts

刀杆 Toolholder	锁紧螺钉 Clamping Screw	TORX PLUS®扳手 TORX PLUS® Wrench
R/LH100...	4.15T15P	T15PQ
R/LH100...93R/L	030.0413.T15P	T15PQ

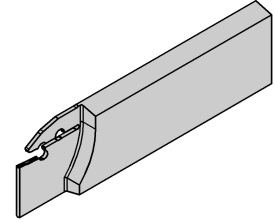
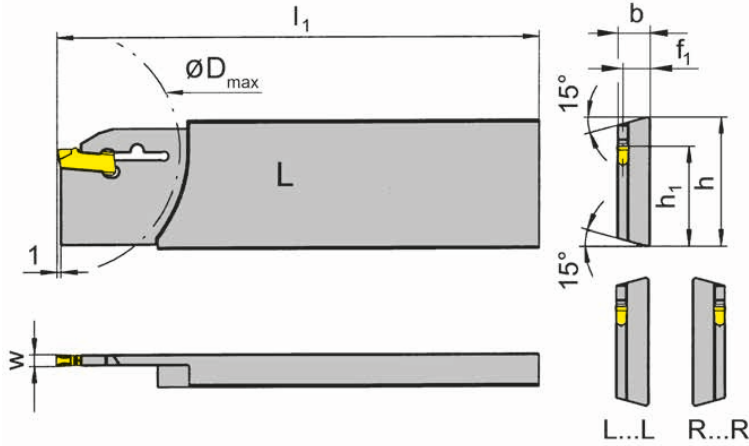
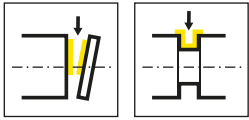


L=左手型-如图
L = left hand version shown

R=右手型
R = right hand version

产品型号 Part number	h	b	l_1	h_1	f_1	t_{max}	D_{max}	HWS
RH100.3280.73R	32	7.9	130	24.8	6.75	32.5	65	100038
RH100.3280.74R	32	7.9	130	24.8	6.35	32.5	65	100048
LH100.3280.73L	32	7.9	130	24.8	6.75	32.5	65	100038
LH100.3280.74L	32	7.9	130	24.8	6.35	32.5	65	100048

w见刀片
w see inserts



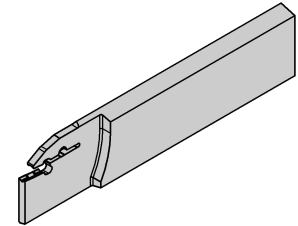
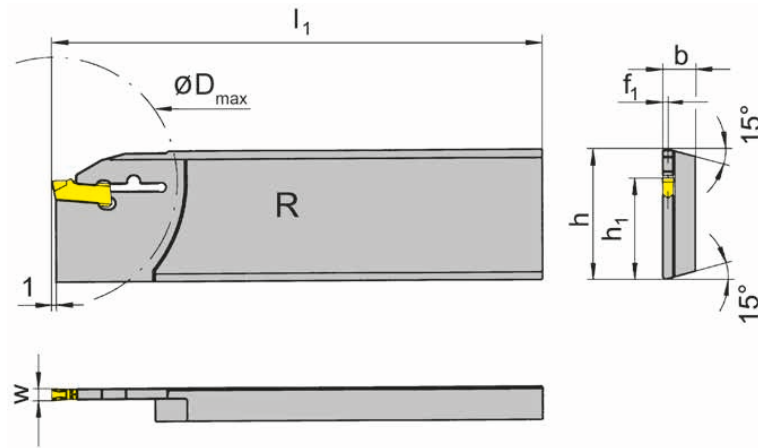
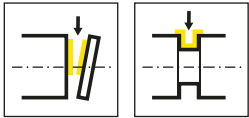
L=左手型-如图
L = left hand version shown

R=右手型
R = right hand version

产品型号 Part number	h	b	l ₁	h ₁	f ₁	t _{max}	D _{max}	HWS
RH100.2608.31R	26	7.9	110	21.4	7.15	21	42	100018
RH100.3208.31R	32	7.9	112	24.8	7.15	25	50	100018
RH100.2608.32R	26	7.9	110	21.4	6.95	25	50	100028
RH100.3208.32R	32	7.9	112	24.8	6.95	34	68	100028
RH100.2608.33R	26	7.9	110	21.4	6.75	25	50	100038
RH100.3208.33R	32	7.9	112	24.8	6.75	34	68	100038
RH100.2608.34R	26	7.9	110	21.4	6.35	25	50	100048
RH100.3208.34R	32	7.9	112	24.8	6.35	34	68	100048
LH100.2608.31L	26	7.9	110	21.4	7.15	21	42	100018
LH100.3208.31L	32	7.9	112	24.8	7.15	25	50	100018
LH100.2608.32L	26	7.9	110	21.4	6.95	25	50	100028
LH100.3208.32L	32	7.9	112	24.8	6.95	34	68	100028
LH100.2608.33L	26	7.9	110	21.4	6.75	25	50	100038
LH100.3208.33L	32	7.9	112	24.8	6.75	34	68	100038
LH100.2608.34L	26	7.9	110	21.4	6.35	25	50	100048
LH100.3208.34L	32	7.9	112	24.8	6.35	34	68	100048

w见刀片
w see inserts

扳手P39L不包含在刀板中, 需单独订购!
Wrench P39L is not combined with toolholder - separate order required!

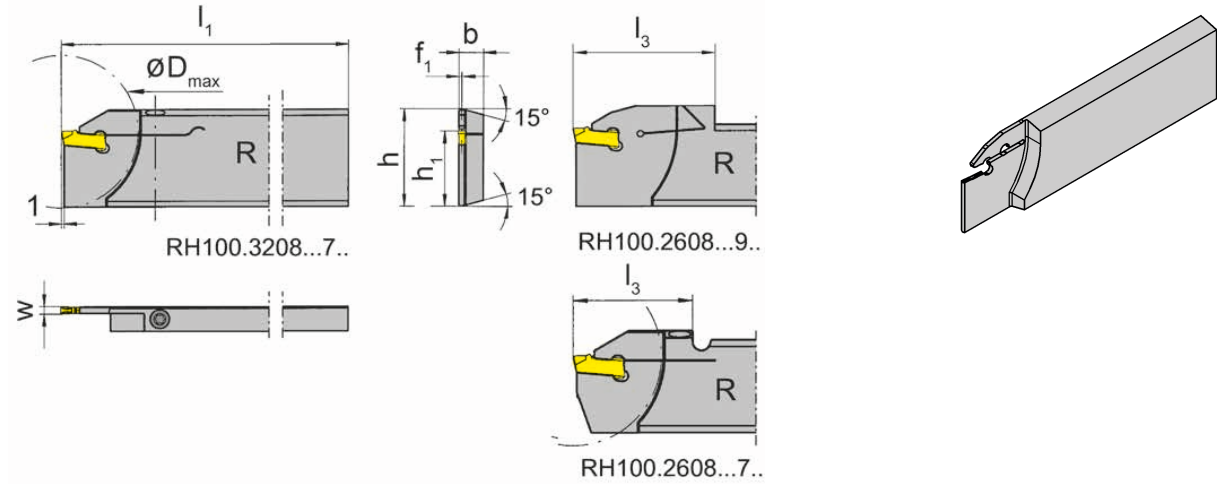
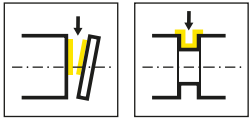


R=右手型
R = right hand version

产品型号 Part number	h	b	l_1	h_1	f_1	t_{max}	D_{max}	HWS
RH100.3208.2.44	32	7.9	160	24.8	1.55	41	80	100048
RH100.3208.44	32	7.9	130	24.8	1.55	41	80	100048

w见刀片
w see inserts

扳手P39L不包含在刀板中, 需单独订购!
Wrench P39L is not combined with toolholder - separate order required!



R=右手型-如图
R = right hand version shown

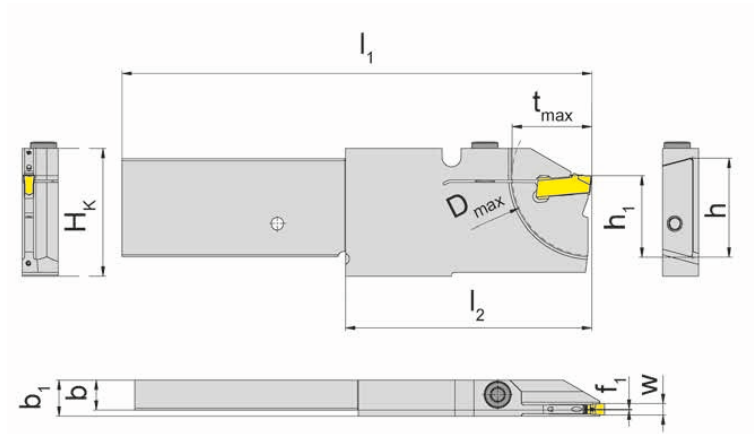
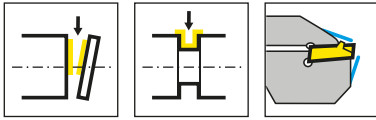
L=左手型
L = left hand version

产品型号 Part number	h	b	l ₁	h ₁	f ₁	l ₃	t _{max}	D _{max}	HWS
RH100.2608.71	26	7.9	110	21.4	0.75	33.8	25	50	100018
RH100.3208.71	32	7.9	112	24.8	0.75	33.8	25	50	100018
RH100.2608.72	26	7.9	110	21.4	0.95	33.8	25	50	100028
RH100.3208.72	32	7.9	112	24.8	0.95	33.8	25	50	100028
RH100.2608.93	26	8	112	21.4	1.15	40	25	50	100038
RH100.3208.93	32	8	112	24.8	1.15	40	32.5	65	100038
LH100.2608.71	26	7.9	110	21.4	0.75	33.8	25	50	100018
LH100.3208.71	32	7.9	112	24.8	0.75	33.8	25	50	100018
LH100.2608.72	26	7.9	110	21.4	0.95	33.8	25	50	100028
LH100.3208.72	32	7.9	112	24.8	0.95	33.8	25	50	100028
LH100.2608.93	26	8	112	21.4	1.15	40	25	50	100038
LH100.3208.93	32	8	112	24.8	1.15	40	32.5	65	100038

w见刀片
w see inserts

配件
Spare Parts

刀杆 Toolholder	锁紧螺钉 Clamping Screw	TORX PLUS®扳手 TORX PLUS® Wrench
R/LH100...	4.15T15P	T15PQ
R/LH100...93	030.0413.T15P	T15PQ



R=右手型-如图

R = right hand version shown

L=左手型

L = left hand version

产品型号 Part number	H _k	h	b	l ₁	h ₁	f	t _{max}	l ₂	D _{max}	b ₁	HWS
RH100.2608.2.16.4.72.IK	33.6	26	7.9	124	21.4	0.2	16	65	32	9.5	100028
RH100.2608.2.16.4.72R.IK	33.6	26	7.9	124	21.4	6.4	16	65	32	9.5	100028
RH100.2608.2.21.4.73.IK	33.6	26	7.9	124	21.4	0.2	21	65	42	9.5	100038
RH100.2608.2.21.4.73R.IK	33.6	26	7.9	124	21.4	6.4	21	65	42	9.5	100038

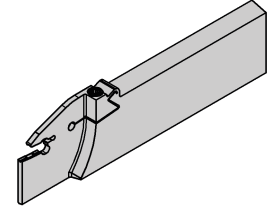
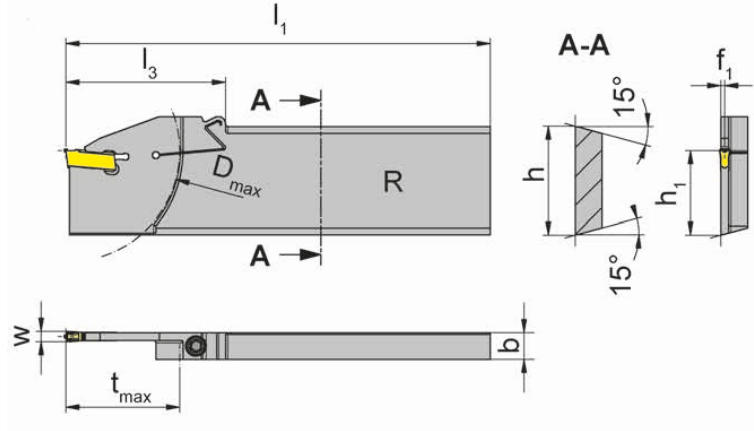
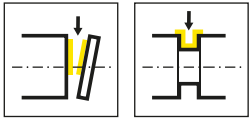
适用于TRAUB和INDEX机床
for machines DMG MORI (Multisprint)

w见刀片
w see inserts

配件

Spare Parts

刀杆 Toolholder	锁紧螺钉 Clamping Screw	TORX PLUS®扳手 TORX PLUS® Wrench
RH100...	5.13T20P	T20PQ



R=右手型-如图
R = right hand version shown

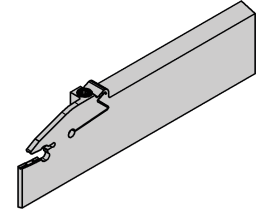
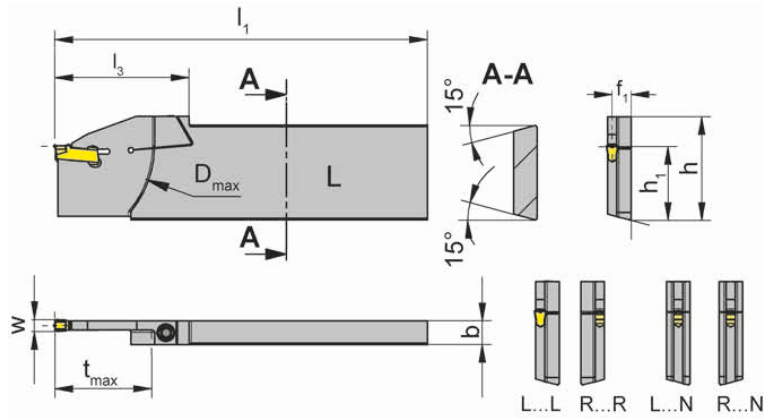
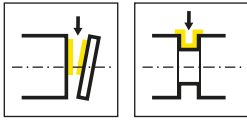
L=左手型
L = left hand version

产品型号 Part number	h	b	l ₁	h ₁	f ₁	l ₃	t _{max}	D _{max}	机床型号 Machine type	HWS
RH100.3208.83	32	8	125	24.8	1.15	47	33.5	65	TraubTNX65/42, IndexC65/	100038
LH100.3208.83	32	8	125	24.8	1.15	47	33.5	65	TraubTNX65/42, IndexC65/	100038
LH100.3208.15.83	32	8	150	24.8	1.15	47	33.5	65	TraubTNX65/42, IndexC65/	100038
LH100.3208.84	32	8	125	24.8	1.5	47	33.5	65	TraubTNX65/42, IndexC65/	100048

w见刀片
w see inserts

配件
Spare Parts

刀杆 Toolholder	锁紧螺钉 Clamping Screw	TORX PLUS®扳手 TORX PLUS® Wrench
R/LH100...	030.505P.0718	T15PQ
LH100.3208.15.83	030.505P.0718	T15PL



L=左手型-如图
L = left hand version shown

R=右手型
R = right hand version

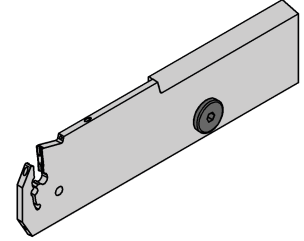
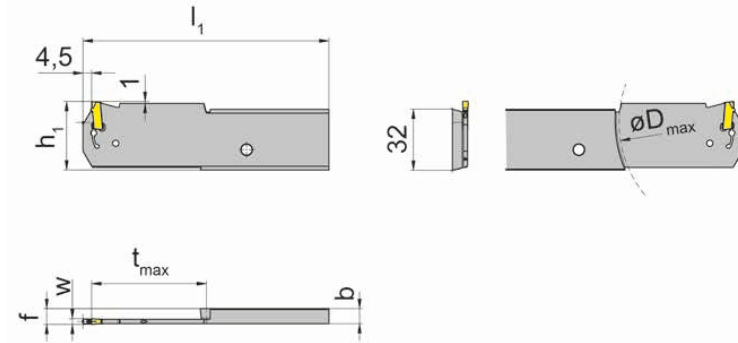
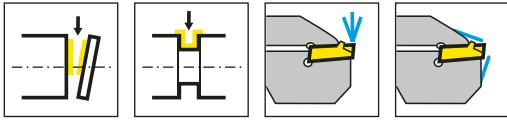
产品型号 Part number	h	b	l ₁	h ₁	f ₁	l ₃	t _{max}	D _{max}	机床型号 Machine type	HWS
RH100.3208.83R	32	8	125	24.8	6.85	47	33.5	65	TraubTNX65/42, IndexC65/	100038
RH100.3208.83N	32	8	125	24.8	4	47	33.5	65	TraubTNX65/42, IndexC65/	100038
RH100.3208.84R	32	8	125	24.8	6.5	47	33.5	65	TraubTNX65/42, IndexC65/	100048
RH100.3208.84N	32	8	134	24.8	4	54.5	41	80	TraubTNX80/65/	100048
LH100.3208.83L	32	8	125	24.8	6.85	47	33.5	65	TraubTNX65/42, IndexC65/	100038
LH100.3208.83N	32	8	125	24.8	4	47	33.5	65	TraubTNX65/42, IndexC65/	100038
LH100.3208.84L	32	8	125	24.8	6.5	47	33.5	65	TraubTNX65/42, IndexC65/	100048
LH100.3208.84N	32	8	134	24.8	4	54.5	41	80	TraubTNX80/65/	100048

w见刀片
w see inserts

配件

Spare Parts

刀杆 Toolholder	锁紧螺钉 Clamping Screw	TORX PLUS®扳手 TORX PLUS® Wrench
LH100...	030.505P.0718	T15PQ



R=右手型-如图
R = right hand version shown

L=左手型
L = left hand version

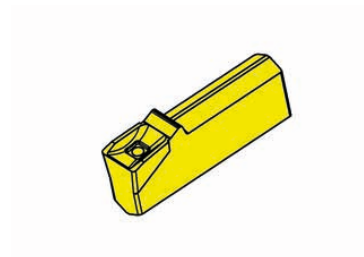
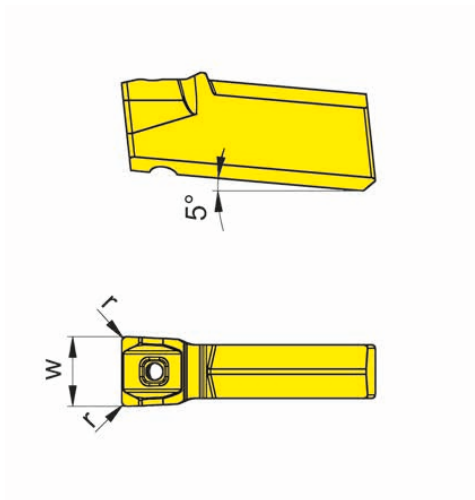
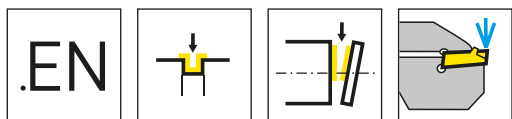
产品型号 Part number	b	l ₁	h ₁	f	t _{max}	D _{max}	HWS
RH100.3208.Y.60.3.83.IK*	7.9	128.5	36	8.25	60	120	100039 • 100038
RH100.3208.Y.60.3.84.IK*	7.9	128.5	36	8.25	60	120	100049 • 100048
RH100.3208.Y.60.4.83.IK	7.9	128.5	36	8.25	60	120	100038
RH100.3208.Y.60.4.84.IK	7.9	128.5	36	8.25	60	120	100048
LH100.3208.Y.60.3.83.IK*	7.9	128.5	36	8.25	60	120	100039 • 100038
LH100.3208.Y.60.3.84.IK*	7.9	128.5	36	8.25	60	120	100049 • 100048
LH100.3208.Y.60.4.83.IK	7.9	128.5	36	8.25	60	120	100038
LH100.3208.Y.60.4.84.IK	7.9	128.5	36	8.25	60	120	100048

w见刀片
w see inserts

P101.02扳手不包括在铣刀中-需另行订购!
Wrench P101.02 is not combined with slotting cutter - separate order required!

配件
Spare Parts

刀杆 Toolholder	冷却塞 Coolant plug
R/LH100...	020.IK01.5732

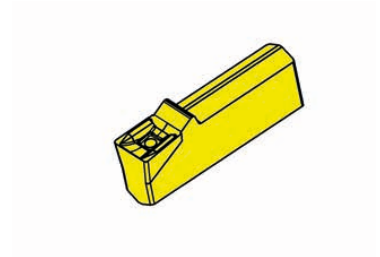
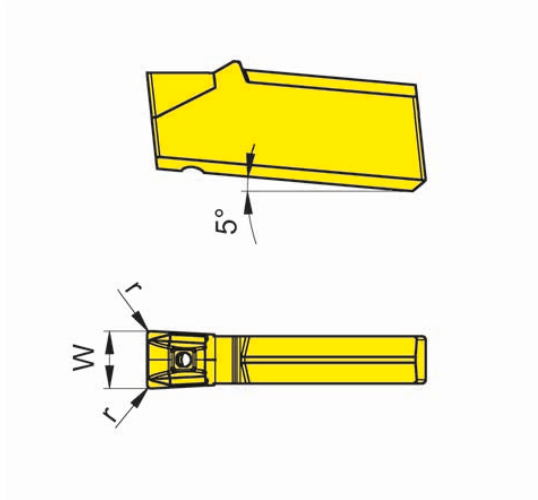
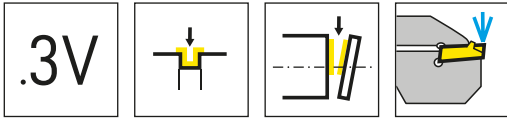


硬质合金牌号
Carbide grades

▲ 库存
on stock

△ 4周
4 weeks

产品型号 Part number	w	r	HIS	AS45	EG55	HP65
S100.0250.EN2.IK	2.5	0.2	100029	▲	△	▲
S100.0300.EN2.IK	3	0.2	100039	▲	▲	▲
S100.0400.EN3.IK	4	0.3	100049	▲	▲	▲
				P ●	●	●
				M ●	○	●
				K ●	○	●
				N ○	-	○
				S ●	-	●
				H -	-	-

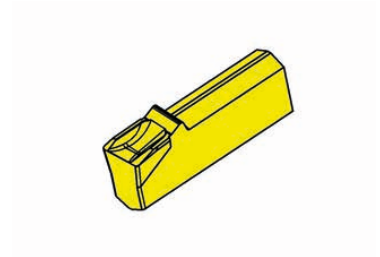
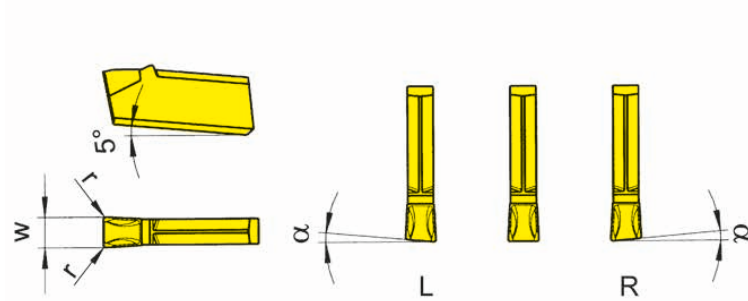
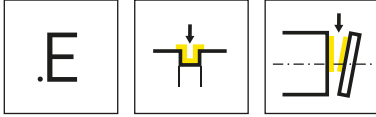


硬质合金牌号
Carbide grades

▲ 库存
on stock

△ 4周
4 weeks

产品型号 Part number	w	r	HIS	HP65	IG35
S100.0250.3V2.IK	2.5	0.2	100029	▲	▲
S100.0300.3V2.IK	3	0.2	100039	▲	▲
				P ● -	
				M ● ●	
				K ● -	
				N ○ -	
				S ● ●	
				H - -	



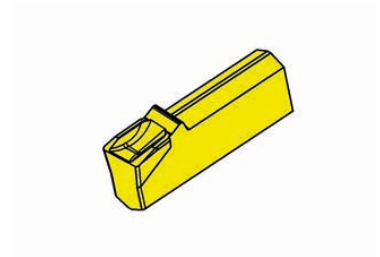
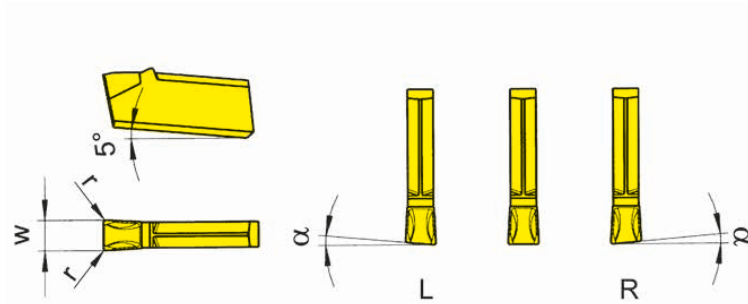
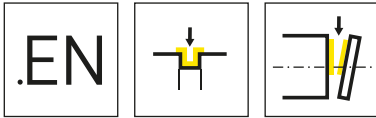
R=右手型
R = right hand version

L=左手型
L = left hand version

▲ 库存
on stock

硬质合金牌号
Carbide grades
△ 4周
4 weeks

产品型号 Part number	w	r	α	HIS	ALX2	ALX3	AS63	AS66	TC92	TC93	TF42	TF43	TF45	TF46	T122
RS100.0520.E2	2	0.2	5°	100018					△			▲	▲	△	
RS100.0525.E2	2.5	0.2	5°	100028					△	▲		▲	▲	△	△
RS100.0530.E2	3	0.2	5°	100038		▲			△	△	▲	▲	▲	▲	▲
RS100.0540.E2	4	0.2	5°	100048		△			△	△		▲	▲	△	△
LS100.0520.E2	2	0.2	5°	100018					△	△		△	▲	△	
LS100.0525.E2	2.5	0.2	5°	100028					△	△		△	△	△	△
LS100.0530.E2	3	0.2	5°	100038		▲			▲	△	△	▲	▲	▲	△
LS100.0540.E2	4	0.2	5°	100048		△			△	△		▲	▲	△	
S100.0200.E2	2	0.2	0°	100018		▲				△		▲	▲	▲	
S100.0250.E2	2.5	0.2	0°	100028					△			▲	▲	▲	△
S100.0300.E2	3	0.2	0°	100038	△	▲	▲	▲	▲	▲	▲	▲	▲	▲	△
S100.0400.E3	4	0.3	0°	100048		▲				▲		▲	▲	▲	
S100.0500.E3	5	0.3	0°	100058				△	△	▲		▲	▲	▲	△
P	●	●	●	●	●	●	●	●	●	●	●	●	●	●	●
M	-	-	-	○	-	-	-	-	-	-	-	-	●	○	-
K	-	-	-	●	-	-	-	-	-	-	-	-	●	●	-
N	-	-	-	●	-	-	-	-	-	-	-	-	●	●	-
S	-	-	-	○	-	-	-	-	-	-	-	-	●	○	-
H	-	-	-	-	-	-	-	-	-	-	-	-	-	-	-



R=右手型
R = right hand version

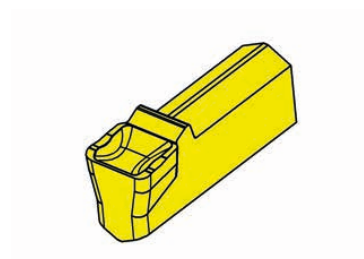
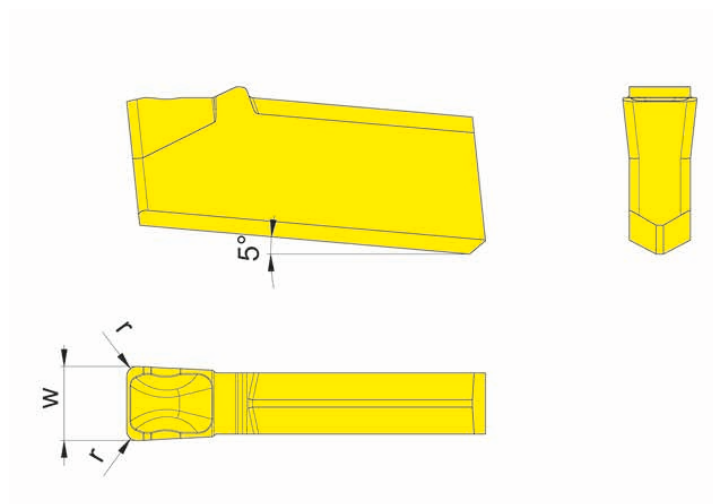
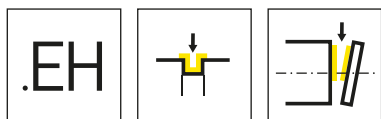
L=左手型
L = left hand version

▲ 库存
on stock

△ 4周
4 weeks

硬质合金牌号
Carbide grades

产品型号 Part number	w	r	α	HIS	ALX3	ALX5	AS62	AS63	AS66	AS6G	TF45	TH35
RS100.0530.EN2	3	0.2	5°	100038			▲		▲			
RS100.0540.EN2	4	0.2	5°	100048	▲							
LS100.0540.EN2	4	0.2	5°	100048	▲							
LS100.0480.EN8	8	0.8	4°	100088					△			
S100.0200.EN2	2	0.2	0°	100018	▲	△				▲		△
S100.0220.EN2	2.2	0.2	0°	100018						▲		
S100.0250.EN2	2.5	0.2	0°	100028						▲		
S100.0300.EN2	3	0.2	0°	100038	▲	△			▲	▲	△	
S100.0400.EN3	4	0.3	0°	100048	▲			▲		▲		
S100.0500.EN3	5	0.3	0°	100058	▲					▲		
S100.0600.EN6	6	0.6	0°	100068						▲		
S100.0800.EN8	8	0.8	0°	100088						▲		
S100.1000.EN8	10	0.8	0°	100108						▲		
S100.1200.EN8	12	0.8	0°	100128						▲		
S100.1600.EN8	16	0.8	0°	100168						▲		
P	●	●	●	●	●	●	●	●	●	●	●	●
M	-	●	-	-	○	●	●	●	●	●	●	●
K	-	●	-	-	●	●	●	●	●	●	●	●
N	-	●	-	-	●	●	●	●	●	●	●	●
S	-	●	-	-	○	●	●	●	●	●	●	●
H	-	-	-	-	-	-	-	-	-	-	-	-

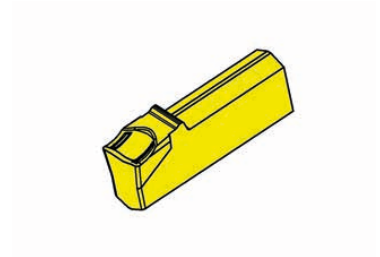
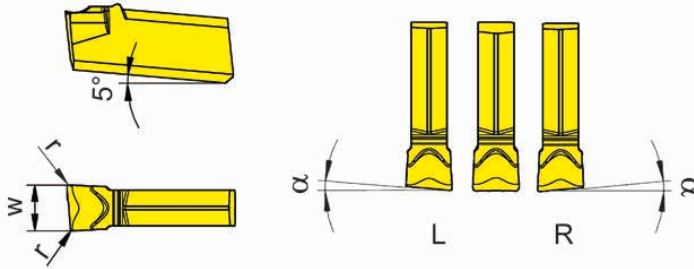
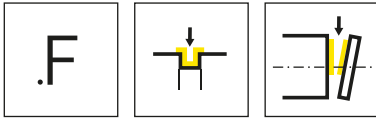


硬质合金牌号
Carbide grades

▲ 库存
on stock

△ 4周
4 weeks

产品型号 Part number	w	r	HIS	IG6G
S100.0300.EH4	3	0.4	100038	▲
S100.0400.EH6	4	0.6	100048	▲
				P ●
				M ○
				K ○
				N -
				S -
				H -

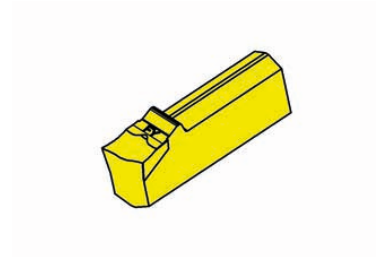
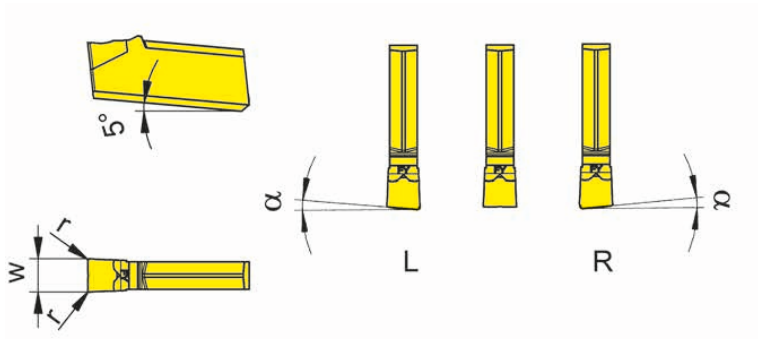
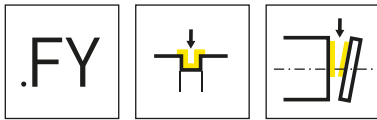


R=右手型-如图
R = right hand version shown

L=左手型
L = left hand version

硬质合金牌号
Carbide grades
▲ 库存
on stock
△ 4周
4 weeks

产品型号 Part number	w	r	α	HIS	TC92	TC93	TF42	TF43	TF45	TF46	T122
RS100.0520.F2	2	0.2	5°	100018	Δ	Δ		Δ	▲		Δ
RS100.0525.F2	2.5	0.2	5°	100028	Δ	Δ		Δ	▲	Δ	Δ
RS100.0530.F2	3	0.2	5°	100038	Δ	Δ		▲	▲	▲	Δ
RS100.0540.F2	4	0.2	5°	100048	Δ	Δ			▲	Δ	Δ
LS100.0520.F2	2	0.2	5°	100018	Δ	Δ		Δ		Δ	Δ
LS100.0525.F2	2.5	0.2	5°	100028	Δ	Δ		Δ	▲	Δ	Δ
LS100.0530.F2	3	0.2	5°	100038	Δ			Δ	▲		Δ
LS100.0540.F2	4	0.2	5°	100048	Δ	Δ		Δ	▲	Δ	Δ
S100.0200.F2	2	0.2	-	100018	▲	Δ		▲	▲	▲	Δ
S100.0250.F2	2.5	0.2	0°	100028	Δ	Δ			▲	Δ	▲
S100.0300.F2	3	0.2	0°	100038		▲	Δ	▲	▲	▲	Δ
S100.0400.F3	4	0.3	0°	100048	Δ	▲		▲	▲	▲	Δ
S100.0500.F3	5	0.3	0°	100058	Δ			Δ	▲	Δ	Δ
P	●	●	●	●	●	●	●	●	●	●	●
M	-	-	-	-	●	○	-	-	-	-	-
K	-	-	-	-	●	●	-	-	-	-	-
N	-	-	-	-	●	●	-	-	●	●	-
S	-	-	-	-	●	○	-	-	●	○	-
H	-	-	-	-	-	-	-	-	-	-	-

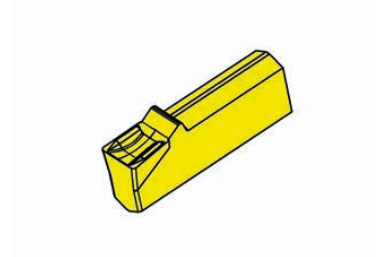
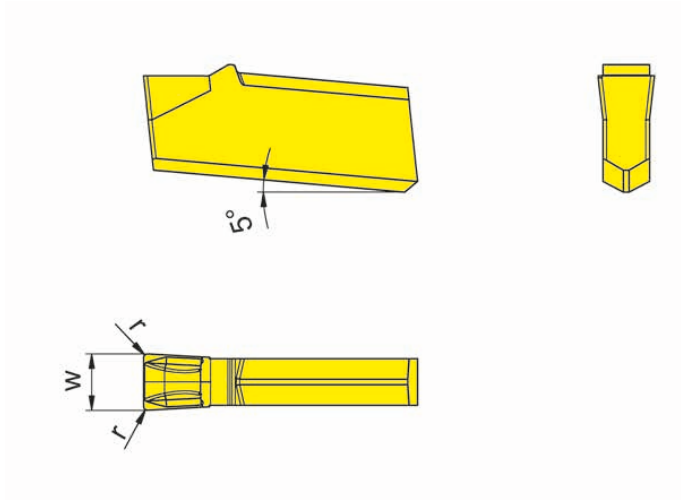
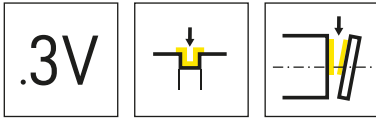


R=右手型
R = right hand version

L=左手型
L = left hand version

硬质合金牌号
Carbide grades
▲ 库存
on stock
△ 4周
4 weeks

产品型号 Part number	w	r	α	HIS	AS45	HP65	IG35	PH35	TI25
RS100.1520.FY0	2	0	15°	100018	▲		▲		
RS100.1530.FY0	3	-	15°	100038	▲		▲		
LS100.1520.FY0	2	0	15°	100018	▲		▲		
LS100.1530.FY0	3	-	15°	100038	▲		▲		
S100.0200.FY2	2	0.2	-	100018	△	▲	▲	△	▲
S100.0220.FY2	2.2	0.2	0°	100018		▲	▲		▲
S100.0250.FY2	2.5	0.2	0°	100028	△	▲	▲		▲
S100.0300.FY2	3	0.2	0°	100038	△	▲	▲		▲
S100.0400.FY3	4	0.3	0°	100048		▲	▲		▲
P	●	●	-	○	●				
M	●	●	●	○	●				
K	●	●	-	●	●				
N	○	○	-	-	●				
S	●	●	●	-	●				
H	-	-	-	-	-				

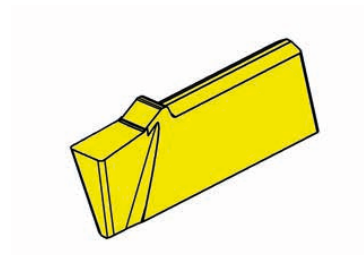
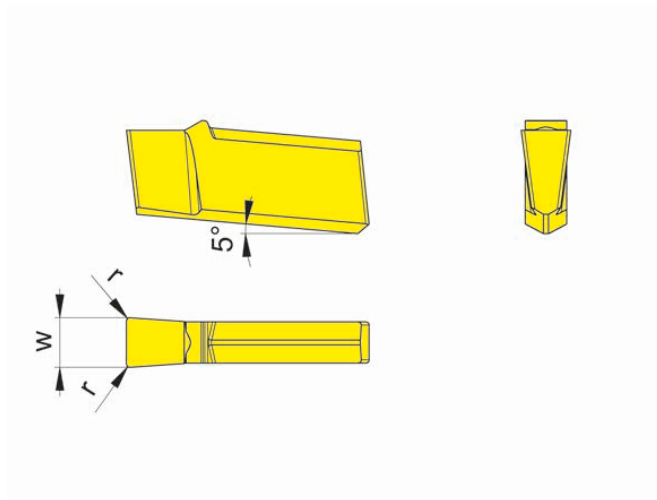
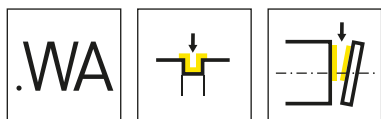


硬质合金牌号
Carbide grades

▲ 库存
on stock

△ 4周
4 weeks

产品型号 Part number	w	r	HIS	AS45	HP35	HP65	IG35	IG65	IG6G	PH35
S100.0200.3V2	2	0.2	100018	▲	△	▲	▲	▲		△
S100.0250.3V2	2.5	0.2	100028	▲		▲	▲	▲		
S100.0300.3V2	3	0.2	100038	▲		▲	▲	▲	▲	
S100.0400.3V3	4	0.3	100048	▲		▲	▲	▲		
P	●	○	●	●	●	●	●	●	●	○
M	●	●	●	●	●	●	●	●	○	○
K	●	○	●	●	●	●	●	●	○	●
N	○	-	○	-	-	-	-	-	-	-
S	●	○	●	●	○	●	○	-	-	-
H	-	-	-	-	-	-	-	-	-	-

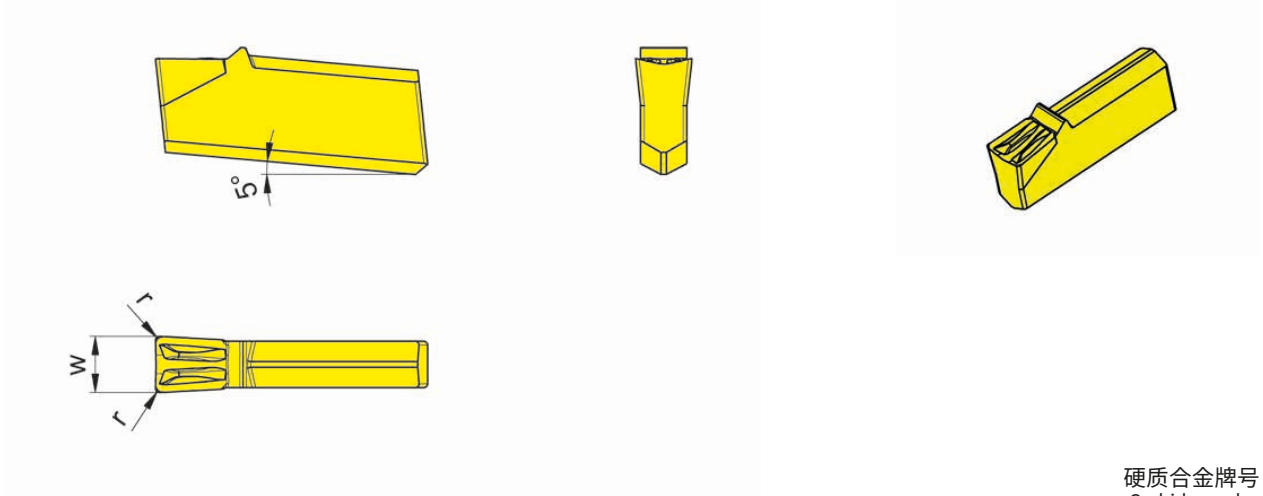
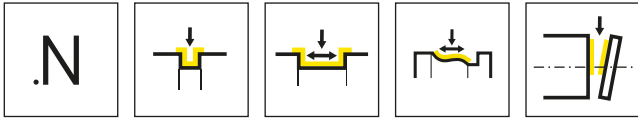


硬质合金牌号
Carbide grades

▲ 库存
on stock

△ 4周
4 weeks

产品型号 Part number	w	r	HIS	K10	DD26
S100.0200.WA2	2	0.2	100018	▲	▲
S100.0300.WA2	3	0.2	100038	▲	▲
				P ● -	
				M ○ -	
				K ● -	
				N ● ●	
				S ○ ○	
				H - -	

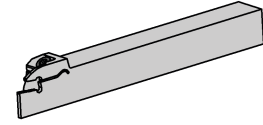
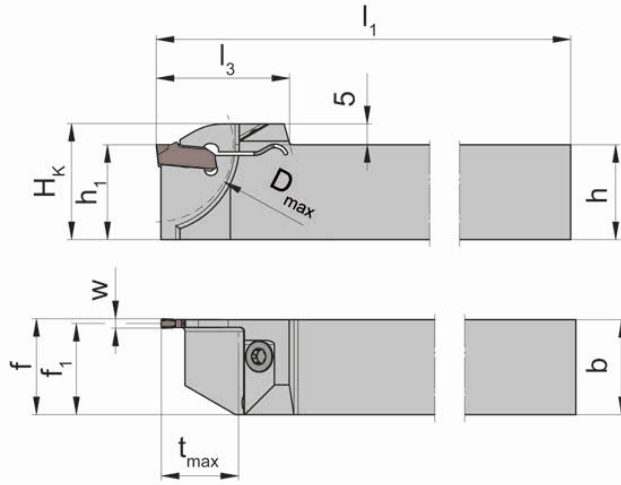
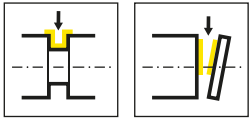


硬质合金牌号
Carbide grades

▲ 库存
on stock

△ 4周
4 weeks

产品型号 Part number	w	r	HIS	AS45	HP65
S100.0300.N2	3	0.2	100038	▲	▲
S100.0400.N3	4	0.3	100048	▲	▲
				P ● ●	
				M ● ●	
				K ● ●	
				N ○ ○	
				S ● ●	
				H - -	



L=左手型-如图

L = left hand version shown

R=右手型

R = right hand version

产品型号 Part number	h	b	l ₁	l ₃	h ₁	f ₁	f	t _{max}	H _k	D _{max}	HWS
RH101.1010.1.12	10	10	125	22.5	10	9.53	f ₁ +w/2	13	13.5	26	10112
RH101.1212.1.12	12	12	125	22.5	12	11.53	f ₁ +w/2	13	15.5	26	10112
RH101.1616.1.12	16	16	125	22.5	16	15.53	f ₁ +w/2	13	19.5	26	10112
RH101.1010.1.16	10	10	125	22.5	10	9.35	f ₁ +w/2	13	13.5	26	10116
RH101.1212.1.16	12	12	125	22.5	12	11.35	f ₁ +w/2	13	15.5	26	10116
RH101.1616.1.16	16	16	125	22.5	16	15.35	f ₁ +w/2	13	19.5	26	10116
LH101.1010.1.12	10	10	125	22.5	10	9.53	f ₁ +w/2	13	13.5	26	10112
LH101.1212.1.12	12	12	125	22.5	12	11.53	f ₁ +w/2	13	15.5	26	10112
LH101.1616.1.12	16	16	125	22.5	16	15.53	f ₁ +w/2	13	19.5	26	10112
LH101.1010.1.16	10	10	125	22.5	10	9.35	f ₁ +w/2	13	13.5	26	10116
LH101.1212.1.16	12	12	125	22.5	12	11.35	f ₁ +w/2	13	15.5	26	10116
LH101.1616.1.16	16	16	125	22.5	16	15.35	f ₁ +w/2	13	19.5	26	10116

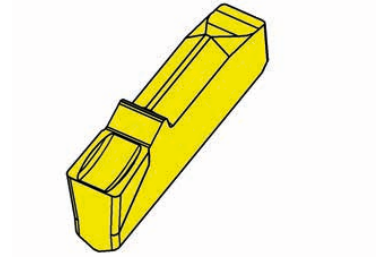
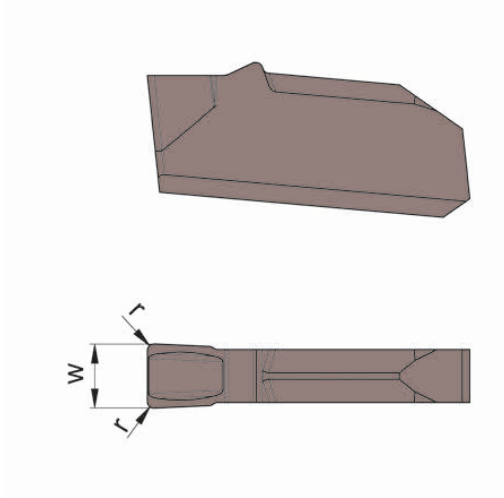
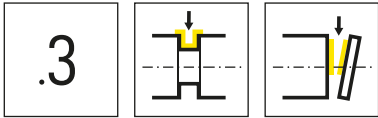
w见刀片

w see inserts

配件

Spare Parts

刀杆 Toolholder	锁紧螺钉 Clamping Screw	TORX PLUS®扳手 TORX PLUS® Wrench
R/LH101...	3.5.12T10EP	T10PL




硬质合金牌号
Carbide grades


▲ 库存
on stock

△ 4周
4 weeks

产品型号 Part number	w	r	HIS	AS45	IG35
S101.0120.315	1.2	0.15	10112	▲	▲
S101.0160.315	1.6	0.15	10116	▲	▲
				P ● -	
				M ● ●	
				K ● -	
				N ○ -	
				S ● ●	
				H - -	



H117



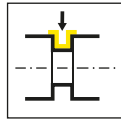
刀杆和刀片

轮廓宽度 10 - 45 mm

Toolholder and Inserts

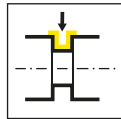
Width of profile 10 - 45 mm

刀杆
Toolholder
H117



页/Page
79-80, 82, 84, 86-87

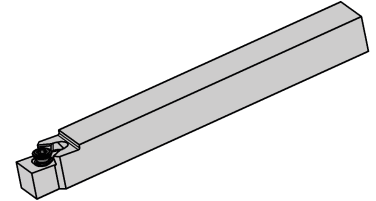
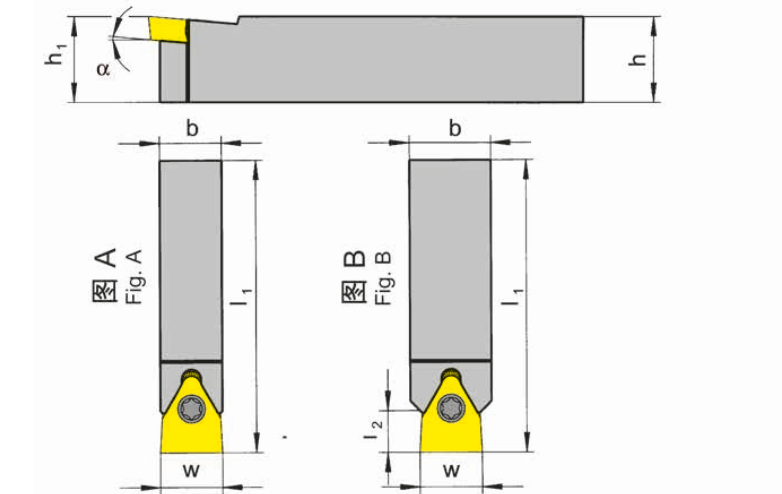
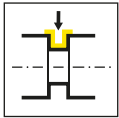
刀片
Insert
S117



页/Page
81, 83, 85

技术信息
Technical Instructions

页/Page
88-91

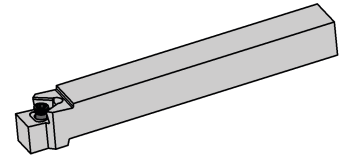
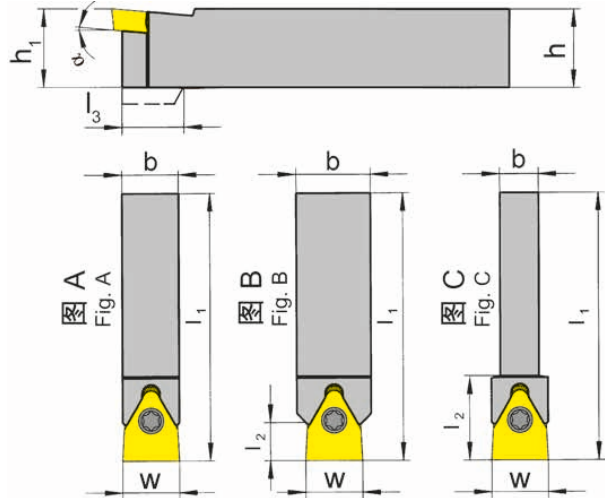
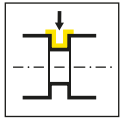


产品型号 Part number	h	b	l ₁	h ₁	α	形式 Figur	l ₂	w	刀片 Insert	HWS
H117.1010.10	10	10	100	10	5°	A	-	10	S117.0010.00	1171005
H117.1212.10	12	12	125	12	5°	B	9	10	S117.0010.00	1171005
H117.1616.10	16	16	125	16	5°	B	9	10	S117.0010.00	1171005
H117.1212.12	12	12	125	12	5°	A	-	12	S117.0012.00	1171205
H117.1414.12	14	14	125	14	5°	B	8	12	S117.0012.00	1171205
H117.1612.12	16	12	125	16	5°	A	-	12	S117.0012.00	1171205
H117.1616.12	16	16	125	16	5°	B	8	12	S117.0012.00	1171205
H117.2020.12	20	20	150	20	5°	B	8	12	S117.0012.00	1171205

配件
Spare Parts

刀杆 Toolholder	锁紧螺钉 Clamping Screw	TORX PLUS®扳手 TORX PLUS® Wrench
H117.1010.10	030.400P.0227	T15PQ
H117...	4.09T15P	T15PQ

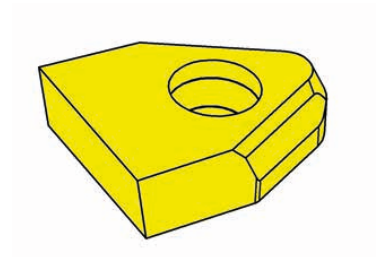
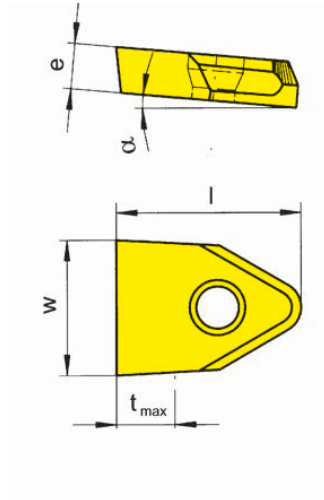
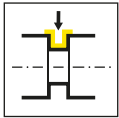
B



产品型号 Part number	h	b	l ₁	h ₁	l ₃	α	形式 Figur	l ₂	w	刀片 Insert	HWS
H117.1414.16	14	14	125	14	18	5°	C	22	16	S117.0014/16.00	1171605
H117.1616.16	16	16	125	16	-	5°	A/B	11	16	S117.0014/16.00	1171605
H117.2020.16	20	20	150	20	-	5°	B	11	16	S117.0014/16.00	1171605
H117.2525.16	25	25	150	25	-	5°	B	8.5	16	S117.0014/16.00	1171605
H117.1616.20	16	16	125	16	23	5°	C	30	20	S117.0018/20.00	1172005
H117.2020.20	20	20	150	20	-	5°	A/B	15	20	S117.0018/20.00	1172005
H117.2525.20	25	25	150	25	-	5°	B	15	20	S117.0018/20.00	1172005
H117.2020.26	20	20	150	20	-	5°	C	30	26	S117.0026.00	1172605
H117.2525.26	25	25	150	25	-	5°	A	-	26	S117.0026.00	1172605

配件
Spare Parts

刀杆 Toolholder	锁紧螺钉 Clamping Screw	TORX PLUS®扳手 TORX PLUS® Wrench
H117...16	5.12T20P	T20PQ
H117...	6.17T20P	T20PQ



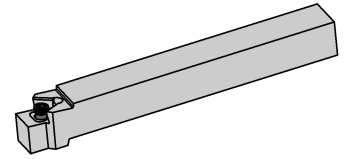
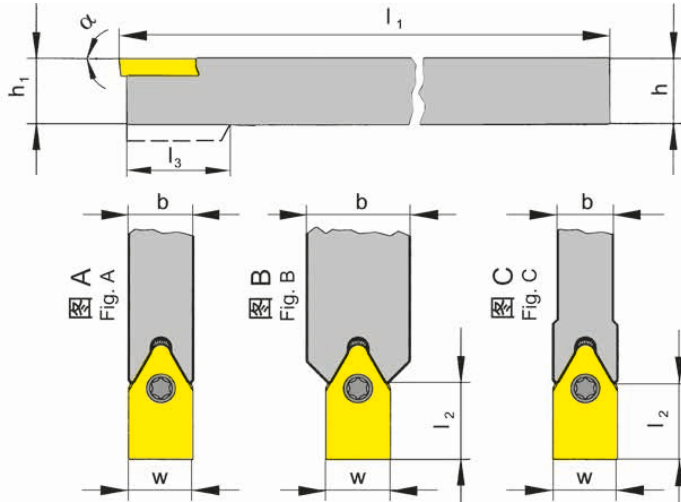
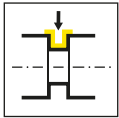
硬质合金牌号
Carbide grades

▲ 库存
on stock

△ 4周
4 weeks

产品型号 Part number	w	E	t _{max}	l	α	刀杆 Toolholder	HIS	MG12	H54
S117.0010.00	10	3	3.5	16	5°	H117...10	1171005	▲	
S117.0012.00	12	4.5	4.5	17	5°	H117...12	1171205	▲	
S117.0014.00	14	6	6	21	5°	H117...16	1171605	▲	
S117.0016.00	16	6	6	21	5°	H117...16	1171605	▲	
S117.0018.00	18	7	9	29	5°	H117...20	1172005	▲	
S117.0020.00	20	7	9	29	5°	H117...20	1172005	▲	
S117.0026.00	26	7	10	32	5°	H117...26	1172605	▲	
								P	●
								M	●
								K	-
								N	-
								S	-
								H	-

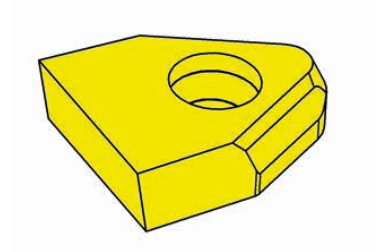
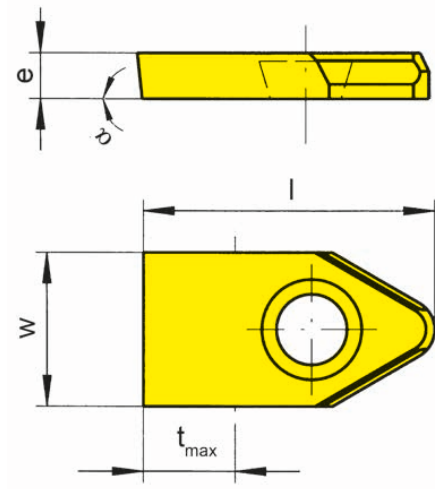
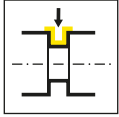
B



产品型号 Part number	h	b	l ₁	h ₁	l ₃	α	形式 Figur	l ₂	w	刀片 Insert	HWS
H117.1010.02.10	10	10	100	10	-	0°	A	-	10	S117.0010.02.00	1171000
H117.1212.02.10	12	12	125	12	-	0°	B	12	10	S117.0010.02.00	1171000
H117.1616.02.10	16	16	125	16	-	0°	B	12	10	S117.0010.02.00	1171000
H117.1212.02.12	12	12	125	12	-	0°	A	-	12	S117.0012.02.00	1171200
H117.1616.02.12	16	16	125	16	-	0°	B	11	12	S117.0012.02.00	1171200
H117.2020.02.12	20	20	150	20	-	0°	B	11	12	S117.0012.02.00	1171200
H117.1616.02.16	16	16	125	16	-	0°	A	-	16	S117.0016.02.00	1171600
H117.2020.02.16	20	20	150	20	-	0°	B	14	16	S117.0016.02.00	1171600
H117.1616.02.20	16	16	125	16	26	0°	C	33	20	S117.0020.02.00	1172000
H117.2020.02.20	20	20	150	20	-	0°	A	-	20	S117.0020.02.00	1172000
H117.2525.02.20	25	25	150	25	-	0°	B	19	20	S117.0020.02.00	1172000
H117.2020.02.26	20	20	150	20	-	0°	C	33	26	S117.0026.02.00	117MD07
H117.2525.02.26	25	25	150	25	-	0°	A	-	26	S117.0026.02.00	117MD07

配件
Spare Parts

刀杆 Toolholder	锁紧螺钉 Clamping Screw	TORX PLUS®扳手 TORX PLUS® Wrench
H117...10/12	4.09T15P	T15PQ
H117...16	5.12T20P	T20PQ
H117...20/26	6.17T20P	T20PQ



硬质合金牌号
Carbide grades

▲ 库存
on stock

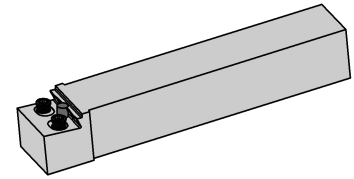
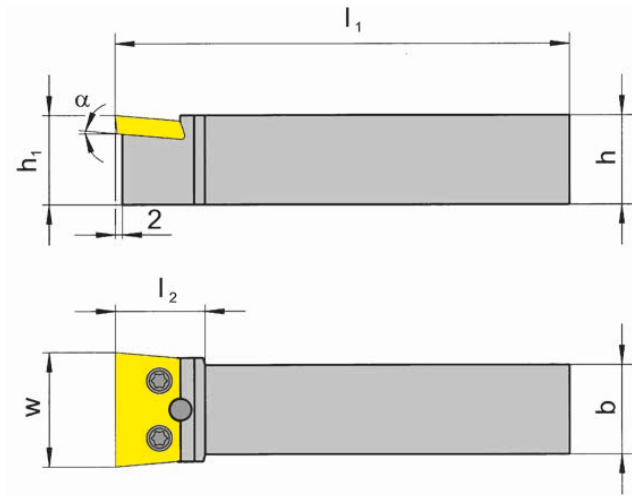
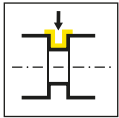
△ 4周
4 weeks

产品型号 Part number	w	E	t _{max}	l	α	刀杆 Toolholder	HIS	MG12
S117.0010.02.00	10	3	6.5	19	0°	H117...02.10	1171000	▲
S117.0012.02.00	12	4.5	7.5	20	0°	H117...02.12	1171200	▲
S117.0016.02.00	16	6	9	24	0°	H117...02.16	1171600	▲
S117.0020.02.00	20	7	12	32	0°	H117...02.20	1172000	▲
S117.0026.02.00	26	7	13	35	0°	H117...02.26	117MD07	▲
								P o
								M -
								K -
								N -
								S -
								H -

刀片轮廓根据要求
Profile insert upon request



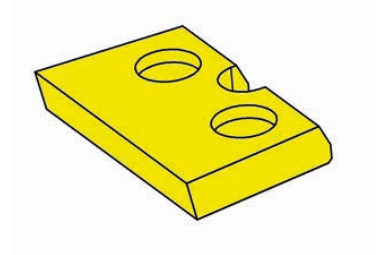
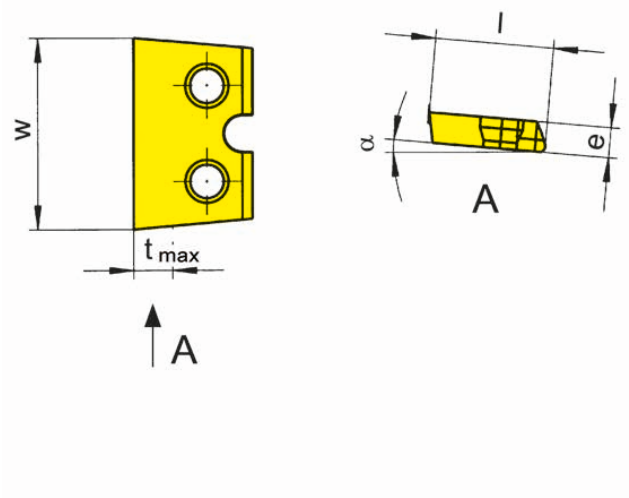
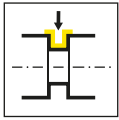
B



产品型号 Part number	h	b	l ₁	h ₁	α	l ₂	w	刀片 Insert	HWS
H117.2020.32	20	20	150	20	5°	25	32	S117.0032.00	1173205
H117.2525.32	25	25	150	25	5°	25	32	S117.0032.00	1173205
H117.2525.45	25	25	150	25	5°	27	45	S117.0045.00	1174505
H117.3232.45	32	32	170	32	5°	27	45	S117.0045.00	1174505

配件
Spare Parts

刀杆 Toolholder	锁紧螺钉 Clamping Screw	TORX PLUS®扳手 TORX PLUS® Wrench
H117...	5.12T20P	T20PQ




硬质合金牌号
Carbide grades

▲ 库存
on stock

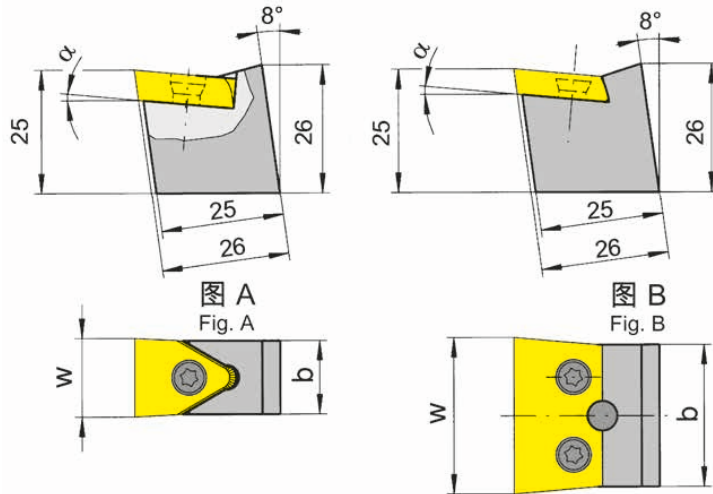
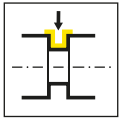
△ 4周
4 weeks

产品型号 Part number	w	E	t _{max}	l	α	刀杆 Toolholder	HIS	MG12
S117.0032.00	32	5	6.5	19.7	5°	H117...32	1173205	▲
S117.0045.00	45	5	6.5	19.7	5°	H117...45	1174505	▲
								P o
								M -
								K -
								N -
								S -
								H -

刀片轮廓根据要求
Profile insert upon request



B



产品型号 Part number	b	α	? Figur	w	刀片 Insert	HWS	HMS
H117.PWP.10	10	5°	A	10	S117.0010.00	1171005	PWP
H117.PWP.12	12	5°	A	12	S117.0012.00	1171205	PWP
H117.PWP.16	16	5°	A	16	S117.0014/16.00	1171605	PWP
H117.PWP.32	28	5°	B	32	S117.0032.00	1173205	PWP
H117.PWP.45	42	5°	B	45	S117.0045.00	1174505	PWP

配件
Spare Parts

刀杆 Toolholder	锁紧螺钉 Clamping Screw	TORX PLUS®扳手 TORX PLUS® Wrench
H117.PWP.10	4.09T15P	T15PL
H117.PWP.12	4.09T15P	T15PQ
H117.PWP...	5.12T20P	T20PQ

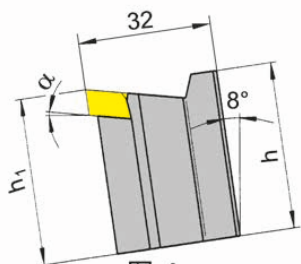
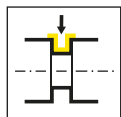


图 A
Fig. A

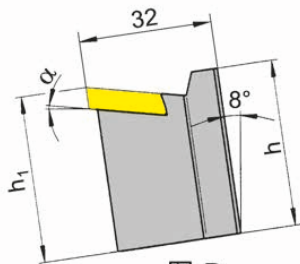
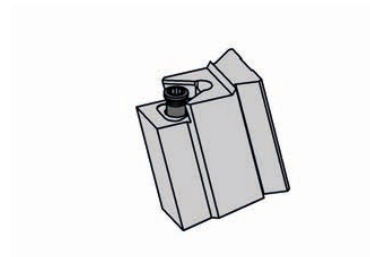
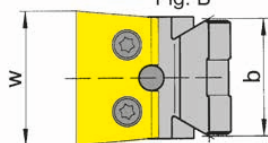
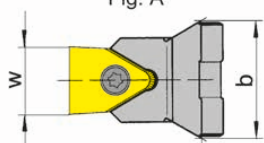


图 B
Fig. B



产品型号 Part number	h	b	l ₁	h ₁	t _{max}	α	形式 Figur	w	刀片 Insert	HWS	HMS
H117.AW20.10	36	20	32	40	3.5	5°	A	10	S117.0010.00	1171005	AWN
H117.AW28.10	36	28	32	40	3.5	5°	A	10	S117.0010.00	1171205	AWN
H117.AW20.12	36	20	32	40	4.5	5°	A	12	S117.0012.00	1171205	AWN
H117.AW28.12	36	28	32	40	4.5	5°	A	12	S117.0012.00	1171205	AWN
H117.AW20.16	36	20	32	40	6.5	5°	A	16	S117.0014/16.00	1171605	AWN
H117.AW28.16	36	28	32	40	6.5	5°	A	16	S117.0014/16.00	1171605	AWN
H117.AW28.20	36	28	32	40	9	5°	A	20	S117.0018/20.00	1172005	AWN
H117.AW28.26	36	28	35	40	10	5°	A	26	S117.0026.00	1172605	AWN
H117.AW28.32	36	28	32	40	6.5	5°	B	32	S117.0032.00	1173205	AWN
H117.AW40.45	46	40	32	50	6.5	5°	B	45	S117.0045.00	1174505	AWN

配件
Spare Parts

刀杆 Toolholder	锁紧螺钉 Clamping Screw	TORX PLUS®扳手 TORX PLUS® Wrench
H117.AW2...10/12	4.09T15P	T15PQ
H117.AW...16/32/45	5.12T20P	T20PQ
H117.AW28.20/26	6.17T20P	T20PQ

S117 系列快速交货

HORN现在提供在五个工作日内交货非标刀具的选择，特别是对于S117切槽系列。为此，HORN再次优化了其现有的绿色生产线系统，这样用户不仅可以在短时间内获得仿形刀片，还可以获得合适的刀柄。即使是最复杂的刀片，刀柄也能保证有效安全的支撑刀片。在绿色生产系统中，客户在提交询价和零件图纸后，在两个工作日内收到包含刀片和刀柄简图的报价。下订单后，客户在48小时内收到确认图纸。客户确认后，HORN将在5个工作日内交货非标刀具。绿色生产线系统可用于数量为3至20片的刀片和1至2个刀柄。

HORN提供宽度为10、12、16、20、26、32和45mm的刀具，这些刀具经过精密磨削，达到所需的特殊形状，以满足应用。最大成形深度取决于切割宽度。刀具涂层是为每种应用专门选择的，可用于材料组为P, M, K和N。方刀柄的标准尺寸从10 × 10mm到32 × 32mm。

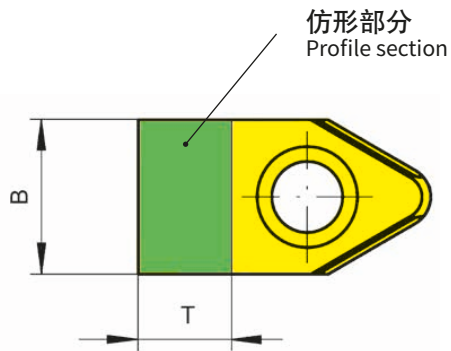
Faster delivery times for System S117

HORN is now offering the option of delivering special designs within five working days, especially for the S117 grooving system. To this end, HORN has once again optimised its existing Greenline system, so that the user not only has the profiled insert but also the appropriate tool carrier within a short timescale. It guarantees secure support by the toolholder of even the most complex insert profiles. With the Greenline system, after the customer submits an enquiry together with the component drawing, an offer with the quotation drawing of insert and holder is received within two working days. After placing the order, within 48 hours the customer receives the drawing for approval. Following the approval, HORN will deliver the special tools within five working days. The Greenline system is available for inserts in quantities of 3 to 20 pieces and for 1 to 2 toolholders.

HORN offers the tools with widths of 10, 12, 16, 20, 26, 32 and 45 mm, which are precision ground to the required special shape to suit the application. The maximum form depth depends on the cutting width. The tool coating is specially selected for each application and is available for the material groups P, M, K and N. The square shank holders are available in standard sizes from 10 x 10 mm to 32 x 32 mm.

一个螺钉锁紧的刀片

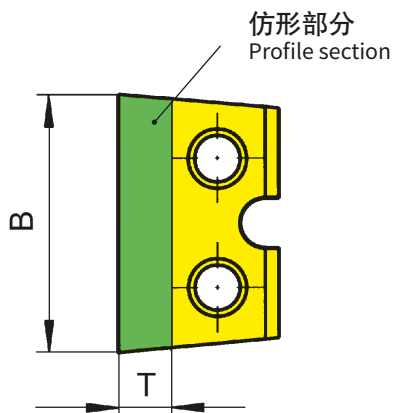
Insert with one clamping screw



切削宽度 B Cutting width B	切削深度 T Cutting depth T	刀片形式 Type of insert
≤ 9.7	3.50	S117.0010.00
≤ 9.7	6.50	S117.0010.02.00
≤ 11.2	4.50	S117.0012.00
≤ 11.2	7.50	S117.0012.02.00
≤ 13.7	6.00	S117.0014.00
≤ 15.1	6.00	S117.0016.00
≤ 15.1	9.00	S117.0016.02.00
≤ 17.8	9.00	S117.0018.00
≤ 19.8	9.00	S117.0020.00
≤ 19.8	12.00	S117.0020.02.00
≤ 24.7	10.00	S117.0026.00
≤ 24.7	13.00	S117.0026.02.00

两个螺钉锁紧的刀片

Insert with two clamping screws



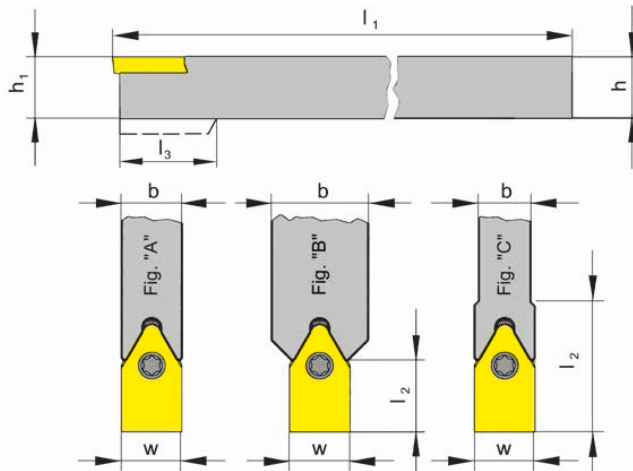
切削宽度 B Cutting width B	切削深度 T Cutting depth T	刀片形式 Type of insert
≤ 30.2	6.50	S117.0032.00
≤ 43.3	6.50	S117.0045.00

刀柄的选择

Selection of the toolholder




B



刀片形式 Type of insert	h	b	l ₁	形式 Figur	l ₂	非标刀柄类似于 Special toolholder similar to
S117.0010.00	10.00	10.00	100	A	-	H117.1010.10
	12.00	12.00	125	B	9	H117.1212.10
	16.00	16.00	125	B	9	H117.1616.10
S117.0010.02.00	10.00	10.00	100	A	-	H117.1010.02.10
	12.00	12.00	125	B	12	H117.1212.02.10
	16.00	16.00	125	B	12	H117.1616.02.10
S117.0012.00	12.00	12.00	125	A	-	H117.1212.12
	14.00	14.00	125	B	8	H117.1414.12
	16.00	12.00	125	A	-	H117.1612.12
	16.00	16.00	125	B	8	H117.1616.12
	20.00	20.00	150	B	8	H117.2020.12
S117.0012.02.00	12.00	12.00	125	A	-	H117.1212.02.12
	16.00	16.00	125	B	11	H117.1616.02.12
	20.00	20.00	150	B	11	H117.2020.02.12
S117.0014.00 S117.0016.00	14.00	14.00	125	C	22	H117.1414.16
	16.00	16.00	125	A/B	11	H117.1616.16
	20.00	20.00	150	B	11	H117.2020.16
	25.00	25.00	150	B	8.5	H117.2525.16
S117.0016.02.00	16.00	16.00	125	A	-	H117.1616.02.16
	20.00	20.00	150	B	14	H117.2020.02.16
S117.0018.00 S117.0020.00	16.00	16.00	125	C	30	H117.1616.20
	20.00	20.00	150	A/B	15	H117.2020.20
	25.00	25.00	150	B	15	H117.2525.20
S117.0020.02.00	16.00	16.00	125	C	33	H117.1616.02.20
	20.00	20.00	150	A	-	H117.2020.02.20
	25.00	25.00	150	B	19	H117.2525.02.20
S117.0026.00	20.00	20.00	150	C	30	H117.2020.26
	25.00	25.00	150	A	-	H117.2525.26
S117.0026.02.00	20.00	20.00	150	C	33	H117.2020.02.26
	25.00	25.00	150	A	-	H117.2525.02.26
S117.0032.00	20.00	20.00	150	C	25	H117.2020.32
	25.00	25.00	150	C	25	H117.2525.32
S117.0045.00	25.00	25.00	150	C	27	H117.2525.45
	32.00	32.00	170	C	27	H117.3232.45

高稳定性，刀柄优化对刀片的支撑。
High stability afford to an optimised support of the insert.



请注意:

- 最小内侧圆角: 0.05 mm
- 最小外侧圆角: 0.04 mm
- 最小轮廓角度公差: $\pm 10'$
- 最小尺寸公差: ± 0.005 mm
- 最小轮廓精度公差: 0.01 mm


Please note:

- smallest possible inner radius: 0.05 mm
- smallest possible outer radius: 0.04 mm
- smallest possible angle tolerance Form: $\pm 10'$
- smallest possible dimensional tolerance: ± 0.005 mm
- smallest possible shape tolerance: 0.01 mm

所有刀片可选用的涂层。
All inserts are available coated.

切削材料组 Cutting main group	P	EG35/EG55
切削材料组 Cutting main group	M	EG35/EG55
切削材料组 Cutting main group	K	EG36/EG56
切削材料组 Cutting main group	N	MG12
切削材料组 Cutting main group	S	EG35

B



223

C



刀杆和刀片

槽宽1.1 - 3 mm

Toolholder and Inserts

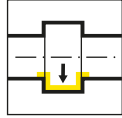
Width of groove 1.1 - 3 mm



槽型及进给
Geometries and feed rates

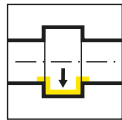
页/Page
95

常规刀柄
Basic toolholder
B223

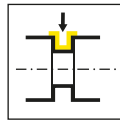


页/Page
96

刀夹
Cassette
BK223/E223

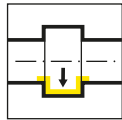


页/Page
97

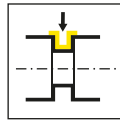


页/Page
103

刀杆
Toolholder
B223/H223



页/Page
98-101



页/Page
102


可转位刀片
Indexable insert
S223



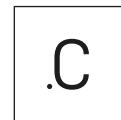
页/Page
104



页/Page
105



页/Page
106



页/Page
107-108



页/Page
109

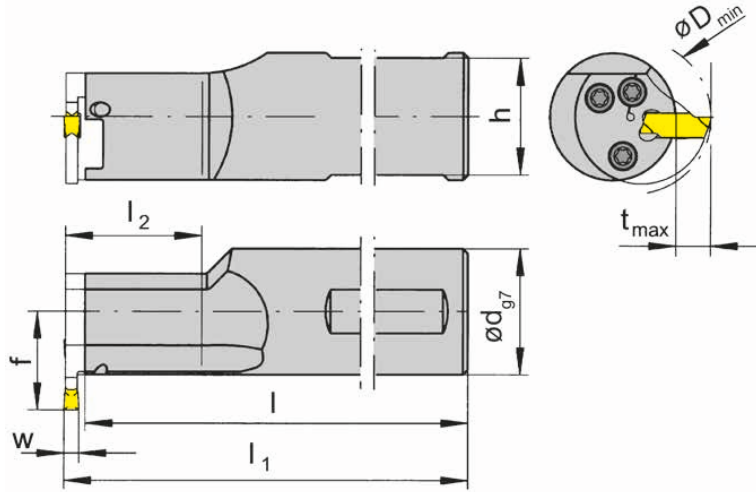
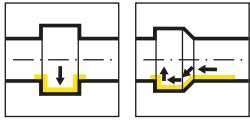
槽型及进给

Geometries and feed rates



槽型 Geometry	材料 Material	进给 f [mm/U] Feed rate f [mm/rev]	加工方式 Machining						
	<table border="1"> <tr> <td>P</td> <td>M</td> <td>K</td> </tr> <tr> <td>N</td> <td>S</td> <td>H</td> </tr> </table>	P	M	K	N	S	H	<p>↓ 0.15-0.25</p> <p>↔ 0.15-0.40</p>	
P	M	K							
N	S	H							
	<table border="1"> <tr> <td>P</td> <td>M</td> <td>K</td> </tr> <tr> <td>N</td> <td>S</td> <td>H</td> </tr> </table>	P	M	K	N	S	H	<p>↓ 0.10-0.45</p> <p>↔ 0.15-0.60</p>	
P	M	K							
N	S	H							
	<table border="1"> <tr> <td>P</td> <td>M</td> <td>K</td> </tr> <tr> <td>N</td> <td>S</td> <td>H</td> </tr> </table>	P	M	K	N	S	H	<p>↓ 0.02-0.10</p>	
P	M	K							
N	S	H							
	<table border="1"> <tr> <td>P</td> <td>M</td> <td>K</td> </tr> <tr> <td>N</td> <td>S</td> <td>H</td> </tr> </table>	P	M	K	N	S	H	<p>↓ 0.02-0.10</p> <p>↔ 0.02-0.15</p>	
P	M	K							
N	S	H							





R=右手型-如图
R = right hand version shown

L=左手型
L = left hand version

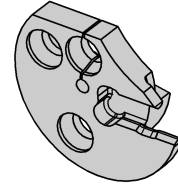
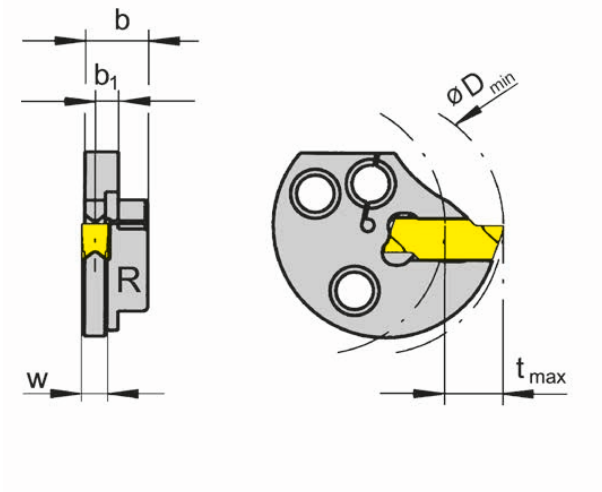
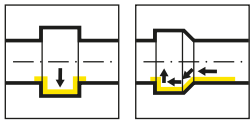
产品型号 Part number	l_1	d	l	l_2	h	f	HWS
RB223.0025.1.K2	$l+b_1+w/2$	25	116.1	30	23	19.5	BK2231
RB223.0025.2.K2	$l+b_1+w/2$	25	146.1	60	23	19.5	BK2231
RB223.0032.1.K2	$l+b_1+w/2$	32	146.1	30	30	23	BK2231
RB223.0032.2.K2	$l+b_1+w/2$	32	176.1	60	30	23	BK2231
LB223.0025.1.K2	$l+b_1+w/2$	25	116.1	30	23	19.5	BK2232
LB223.0025.2.K2	$l+b_1+w/2$	25	146.1	60	23	19.5	BK2232
LB223.0032.1.K2	$l+b_1+w/2$	32	146.1	30	30	23	BK2232
LB223.0032.2.K2	$l+b_1+w/2$	32	176.1	60	30	23	BK2232

w见刀片
w see indexable inserts

Dmin, tmax, w和 b1 尺寸, 见刀夹
Dimensions for Dmin, tmax and b1 see cassettes

配件
Spare Parts

常规刀柄 Basic toolholder	锁紧螺钉 Clamping Screw	TORX PLUS®扳手 TORX PLUS® Wrench
R/LB223...	4.09T15P	T15PL



R=右手型-如图
R = right hand version shown

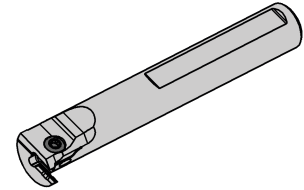
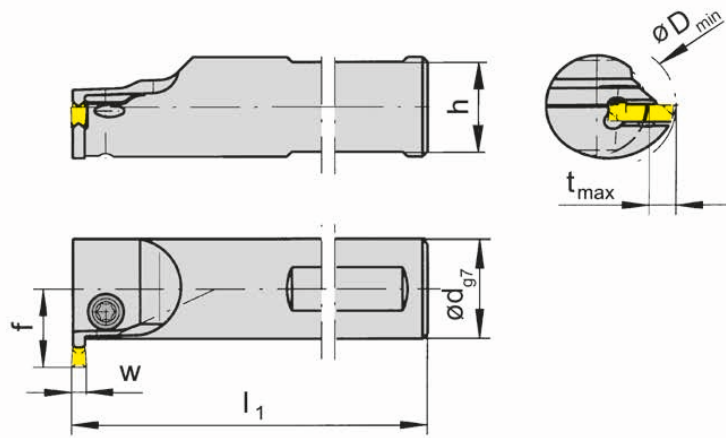
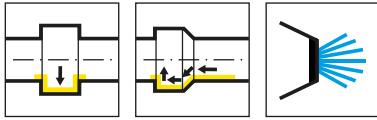
L=左手型
L = left hand version

产品型号 Part number	D_{min}	t_{max}	b	b_1	夹持范围 Clamping range	HWS	HMS
RBK223.0028.01	28	6.3	7.4	3.1	2.0-2.0	22301	BK2231
RBK223.0028.02	28	6.3	7.4	2.95	2.5-2.5	22302	BK2231
RBK223.0028.03	28	6.3	7.4	2.7	3.0-3.0	22303	BK2231
LBK223.0028.01	28	6.3	7.4	3.1	2.0-2.0	22301	BK2232
LBK223.0028.02	28	6.3	7.4	2.95	2.5-2.5	22302	BK2232
LBK223.0028.03	28	6.3	7.4	2.7	3.0-3.0	22303	BK2232

w见刀片
w see indexable inserts

锁紧螺钉包含在刀杆内,不需要单独订购
The fastening screw is combined with the basic toolholder - no separate order required.





R=右手型-如图
R = right hand version shown

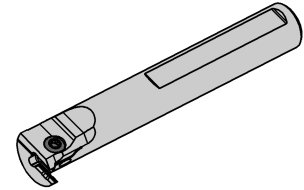
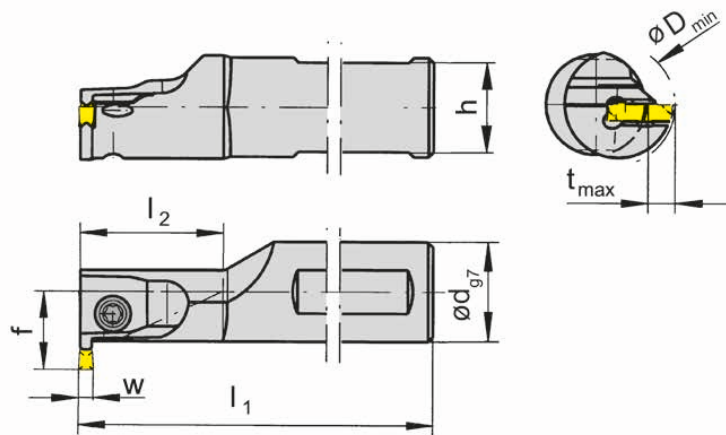
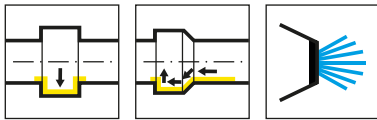
L=左手型
L = left hand version

产品型号 Part number	d	l ₁	h	f	t _{max}	D _{min}	HWS
RB223.0016.0.42	16	110	14	13	4.5	22	22302
RB223.0016.0.43	16	110	14	13	4.5	22	22303
RB223.0020.0.52	20	120	18	15.7	5.3	27	22302
RB223.0020.0.53	20	120	18	15.7	5.3	27	22303
RB223.0025.0.62	25	150	23	19.3	6.3	33	22302
RB223.0025.0.63	25	150	23	19.3	6.3	33	22303
LB223.0016.0.42	16	110	14	13	4.5	22	22302
LB223.0016.0.43	16	110	14	13	4.5	22	22303
LB223.0020.0.52	20	120	18	15.7	5.3	27	22302
LB223.0020.0.53	20	120	18	15.7	5.3	27	22303
LB223.0025.0.62	25	150	23	19.3	6.3	33	22302
LB223.0025.0.63	25	150	23	19.3	6.3	33	22303

w见刀片
w see indexable inserts

配件
Spare Parts

刀杆 Toolholder	锁紧螺钉 Clamping Screw	TORX PLUS®扳手 TORX PLUS® Wrench
R/LB223...	5.11T15P	T15PL



R=右手型-如图
R = right hand version shown

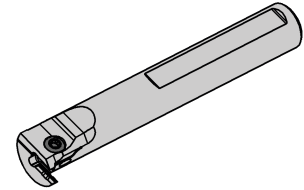
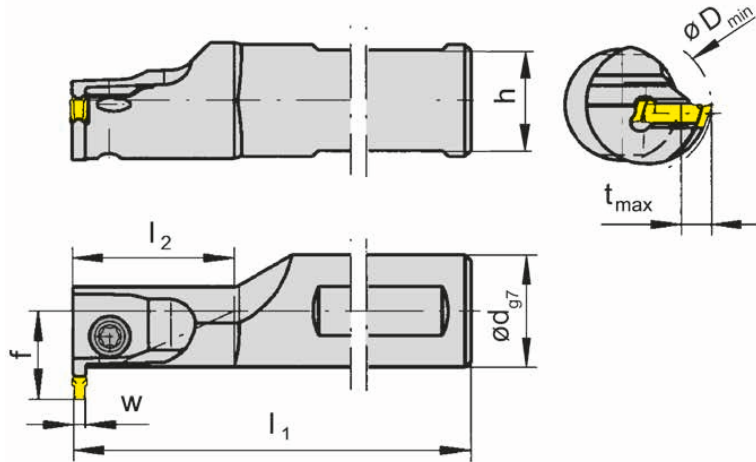
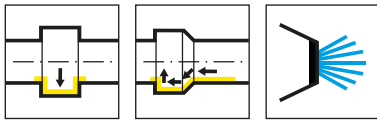
L=左手型
L = left hand version

产品型号 Part number	d	l ₁	l ₂	h	f	t _{max}	D _{min}	HWS
RB223.0016.1.42	16	110	25	14	13	4.5	18	22302
RB223.0016.1.43	16	110	25	14	13	4.5	18	22303
RB223.0020.1.52	20	120	30	18	15.7	5.3	20	22302
RB223.0020.1.53	20	120	30	18	15.7	5.3	20	22303
RB223.0025.1.62	25	150	50	23	18.8	6.3	25	22302
RB223.0025.1.63	25	150	50	23	18.8	6.3	25	22303
LB223.0016.1.42	16	110	25	14	13	4.5	18	22302
LB223.0016.1.43	16	110	25	14	13	4.5	18	22303
LB223.0020.1.52	20	120	30	18	15.7	5.3	20	22302
LB223.0020.1.53	20	120	30	18	15.7	5.3	20	22303
LB223.0025.1.62	25	150	50	23	18.8	6.3	25	22302
LB223.0025.1.63	25	150	50	23	18.8	6.3	25	22303

w见刀片
w see indexable inserts

配件
Spare Parts

刀杆 Toolholder	锁紧螺钉 Clamping Screw	TORX PLUS®扳手 TORX PLUS® Wrench
R/LB223...	5.11T15P	T15PL



R=右手型-如图
R = right hand version shown

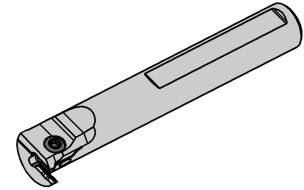
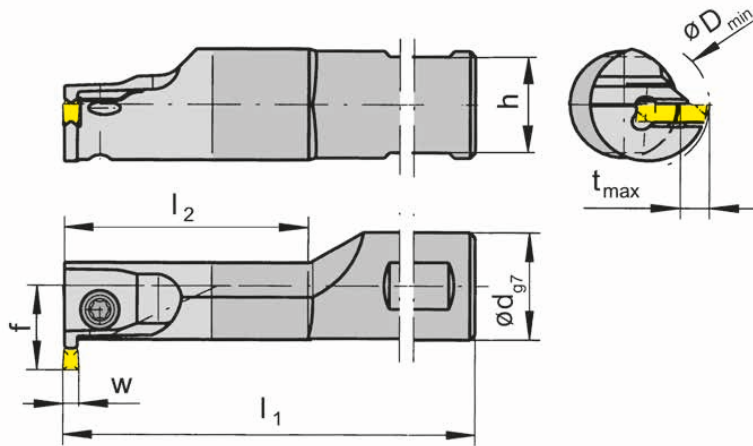
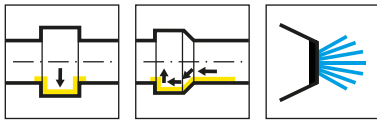
L=左手型
L = left hand version

产品型号 Part number	d	l ₁	l ₂	h	f	t _{max}	D _{min}	HWS
RB223.0016.1.22	16	110	25	14	13	1.65	18	22302
RB223.0020.1.22	20	120	30	18	15.7	1.65	20	22302
LB223.0016.1.22	16	110	25	14	13	1.65	18	22302
LB223.0020.1.22	20	120	30	18	15.7	1.65	20	22302

w见刀片
w see indexable inserts

配件
Spare Parts

刀杆 Toolholder	锁紧螺钉 Clamping Screw	TORX PLUS®扳手 TORX PLUS® Wrench
R/LB223...	5.11T15P	T15PL



R=右手型-如图
R = right hand version shown

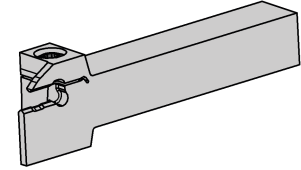
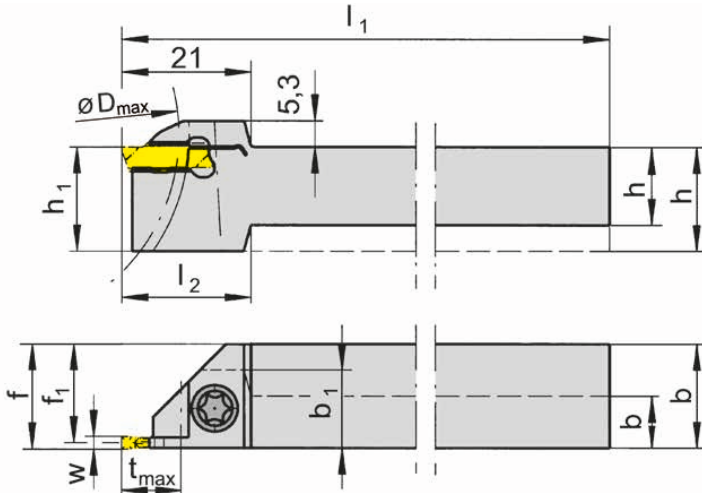
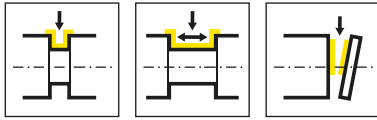
L=左手型
L = left hand version

产品型号 Part number	d	l ₁	l ₂	h	f	t _{max}	D _{min}	HWS
RB223.HM16.2.42	16	130	50	14	13	4.5	18	22302
RB223.HM16.2.43	16	130	50	14	13	4.5	18	22303
RB223.HM20.2.52	20	150	60	18	15.7	5.3	20	22302
RB223.HM20.2.53	20	150	60	18	15.7	5.3	20	22303
RB223.HM25.2.62	25	160	70	23	18.8	6.3	25	22302
RB223.HM25.2.63	25	160	70	23	18.8	6.3	25	22303
LB223.HM16.2.42	16	130	50	14	13	4.5	18	22302
LB223.HM16.2.43	16	130	50	14	13	4.5	18	22303
LB223.HM20.2.52	20	150	60	18	15.7	5.3	20	22302
LB223.HM20.2.53	20	150	60	18	15.7	5.3	20	22303
LB223.HM25.2.62	25	160	70	23	18.8	6.3	25	22302
LB223.HM25.2.63	25	160	70	23	18.8	6.3	25	22303

w见刀片
w see indexable inserts

配件
Spare Parts

刀杆 Toolholder	锁紧螺钉 Clamping Screw	TORX PLUS®扳手 TORX PLUS® Wrench
R/LB223...	5.11T15P	T15PL



R=右手型-如图
R = right hand version shown

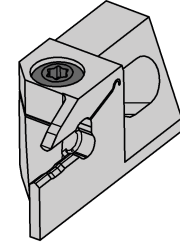
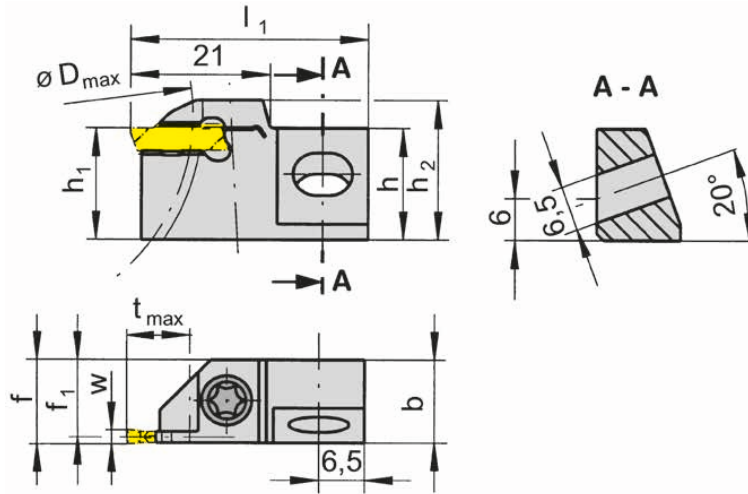
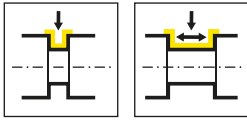
L=左手型
L = left hand version

产品型号 Part number	h	b	l ₁	l ₂	h ₁	b ₁	f ₁	f	t _{max}	D _{max}	夹持范围 Clamping range	HWS
RH223.1010.01	10	10	80	20	12	12	9.2	f ₁ +w/2	8	25	2	22301
RH223.1010.03	10	10	80	20	12	12	8.8	f ₁ +w/2	8	25	3	22303
RH223.1212.01	12	12	100	21	16	-	11.2	f ₁ +w/2	10	50	2	22301
RH223.1212.02	12	12	100	21	16	-	11.05	f ₁ +w/2	10	50	2.5	22302
RH223.1212.03	12	12	100	21	16	-	10.8	f ₁ +w/2	10	50	3	22303
RH223.1616.01	16	16	125	-	16	-	15.2	f ₁ +w/2	10	50	2	22301
RH223.1616.02	16	16	125	-	16	-	15.05	f ₁ +w/2	10	50	2.5	22302
RH223.1616.03	16	16	125	-	16	-	14.8	f ₁ +w/2	10	50	3	22303
RH223.2020.01	20	20	125	-	20	-	19.2	f ₁ +w/2	10	50	2	22301
RH223.2020.02	20	20	125	-	20	-	19.05	f ₁ +w/2	10	50	2.5	22302
RH223.2020.03	20	20	125	-	20	-	18.8	f ₁ +w/2	10	50	3	22303
RH223.2525.01	25	25	150	-	25	-	24.2	f ₁ +w/2	10	50	2	22301
RH223.2525.02	25	25	150	-	25	-	24.05	f ₁ +w/2	10	50	2.5	22302
RH223.2525.03	25	25	150	-	25	-	23.8	f ₁ +w/2	10	50	3	22303
LH223.1010.01	10	10	80	20	12	12	9.2	f ₁ +w/2	8	25	2	22301
LH223.1010.02	10	10	80	20	12	12	9.05	f ₁ +w/2	8	25	2.5	22302
LH223.1010.03	10	10	80	20	12	12	8.8	f ₁ +w/2	8	25	3	22303
LH223.1212.01	12	12	100	21	16	-	11.2	f ₁ +w/2	10	50	2	22301
LH223.1212.02	12	12	100	21	16	-	11.05	f ₁ +w/2	10	50	2.5	22302
LH223.1212.03	12	12	100	21	16	-	10.8	f ₁ +w/2	10	50	3	22303
LH223.1616.01	16	16	125	-	16	-	15.2	f ₁ +w/2	10	50	2	22301
LH223.1616.02	16	16	125	-	16	-	15.05	f ₁ +w/2	10	50	2.5	22302
LH223.1616.03	16	16	125	-	16	-	14.8	f ₁ +w/2	10	50	3	22303
LH223.2020.01	20	20	125	-	20	-	19.2	f ₁ +w/2	10	50	2	22301
LH223.2020.02	20	20	125	-	20	-	19.05	f ₁ +w/2	10	50	2.5	22302
LH223.2020.03	20	20	125	-	20	-	18.8	f ₁ +w/2	10	50	3	22303
LH223.2525.01	25	25	150	-	25	-	24.2	f ₁ +w/2	10	50	2	22301
LH223.2525.02	25	25	150	-	25	-	24.05	f ₁ +w/2	10	50	2.5	22302
LH223.2525.03	25	25	150	-	25	-	23.8	f ₁ +w/2	10	50	3	22303

配件
Spare Parts

w见刀片
w see indexable inserts

刀杆 Toolholder	锁紧螺钉 Clamping Screw	TORX PLUS®扳手 TORX PLUS® Wrench
R/LH223...	5.11T15P	T15PL



R=右手型-如图
R = right hand version shown

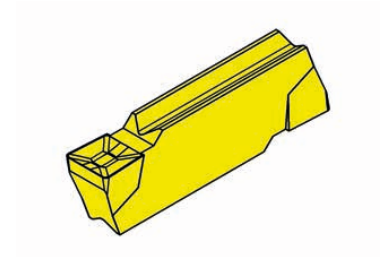
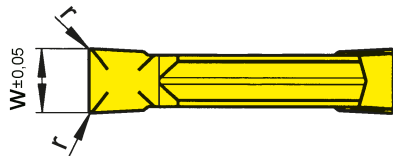
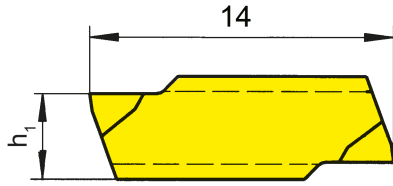
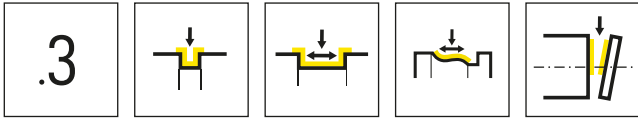
L=左手型
L = left hand version

产品型号 Part number	h	b	l ₁	h ₁	f ₁	f	t _{max}	D _{max}	h ₂
RE223.1212.01	16	12	34	12	11.2	f ₁ +w/2	10	50	17.3
RE223.1212.02	16	12	34	12	11.05	f ₁ +w/2	10	50	17.3
RE223.1212.03	16	12	34	12	10.8	f ₁ +w/2	10	50	17.3
RE223.1616.01	16	12	34	16	11.2	f ₁ +w/2	10	50	21.3
RE223.1616.02	16	12	34	16	11.05	f ₁ +w/2	10	50	21.3
RE223.1616.03	16	12	34	16	10.8	f ₁ +w/2	10	50	21.3
LE223.1212.01	16	12	34	12	11.2	f ₁ +w/2	10	50	17.3
LE223.1212.02	16	12	34	12	11.05	f ₁ +w/2	10	50	17.3
LE223.1212.03	16	12	34	12	10.8	f ₁ +w/2	10	50	17.3
LE223.1616.01	16	12	34	16	11.2	f ₁ +w/2	10	50	21.3
LE223.1616.02	16	12	34	16	11.05	f ₁ +w/2	10	50	21.3
LE223.1616.03	16	12	34	16	10.8	f ₁ +w/2	10	50	21.3

w见刀片
w see indexable inserts

配件
Spare Parts

刀夹 Cartridge	锁紧螺钉 Clamping Screw	螺钉 Screw	TORX PLUS®扳手 TORX PLUS® Wrench
R/LE223...	5.11T15P	6.20.232	T15PL

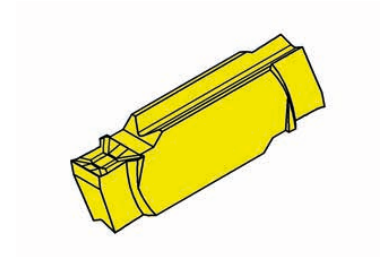
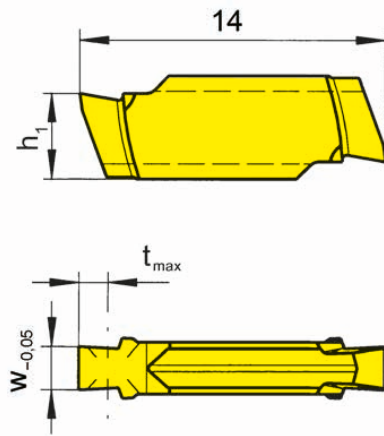
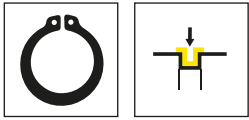


硬质合金牌号
Carbide grades

▲ 库存
on stock

△ 4周
4 weeks

产品型号 Part number	w	r	h ₁	HIS	MG12	H54	TI25	TN35
S223.0200.32	2	0.2	3.65	22301	▲	▲	▲	▲
S223.0250.32	2.5	0.2	3.75	22302	▲	▲	▲	▲
S223.0300.32	3	0.2	3.95	22303	▲	▲	▲	▲
					P	o	•	•
					M	-	•	•
					K	-	-	•
					N	-	-	•
					S	-	-	•
					H	-	-	-

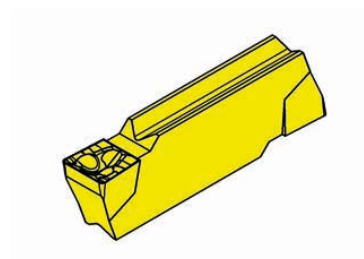
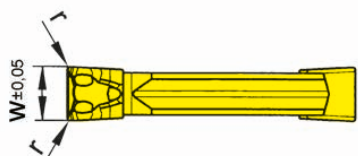
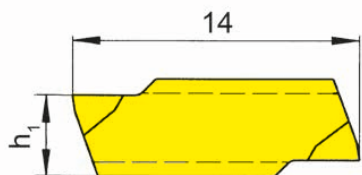
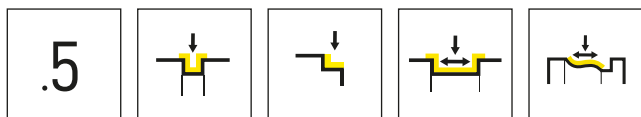


硬质合金牌号
Carbide grades

▲ 库存
on stock

△ 4周
4 weeks

产品型号 Part number	w	Nw	t _{max}	h ₁	HIS	TN35
S223.0110.32	1.24	1.1	0.6	3.75	22302	▲
S223.0130.32	1.44	1.3	1.1	3.75	22302	▲
S223.0160.32	1.74	1.6	1.15	3.75	22302	▲
S223.0215.32	2.29	2.15	1.65	3.75	22302	▲
						P ●
						M ●
						K ●
						N ●
						S ●
						H -

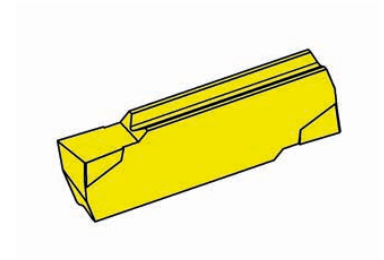
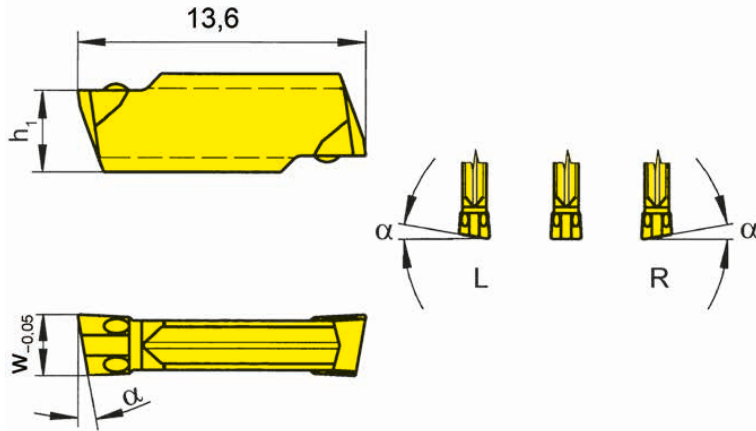
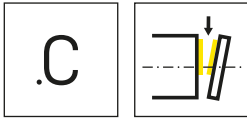


硬质合金牌号
Carbide grades

▲ 库存
on stock

△ 4周
4 weeks

产品型号 Part number	w	r	h ₁	HIS	TH35	T125
S223.0200.52	2	0.2	3.65	22301	▲	
S223.0250.52	2.5	0.2	3.75	22302		▲
S223.0300.52	3	0.2	3.95	22303	▲	△
					P ● ●	
					M ● ●	
					K ● ●	
					N ● ●	
					S ● ●	
					H - -	



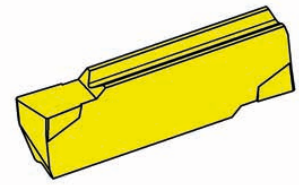
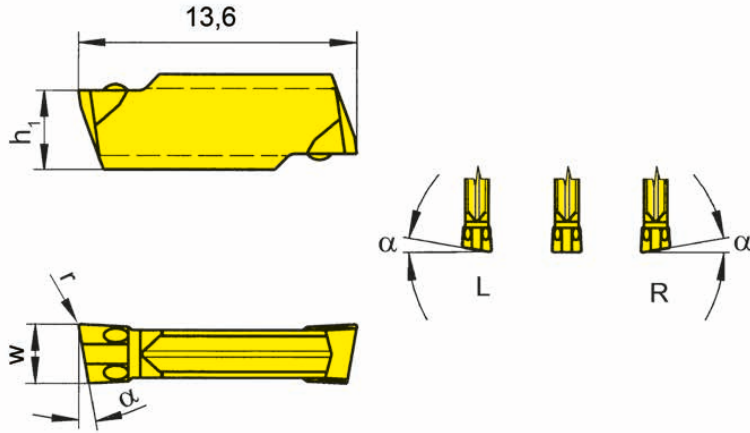
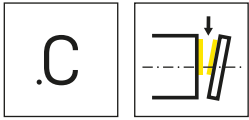
R=右手型-如图
R = right hand version shown

L=左手型
L = left hand version

▲ 库存
on stock

硬质合金牌号
Carbide grades
△ 4周
4 weeks

产品型号 Part number	w	α	h_1	HIS	TF45	TI25	TN35
RS223.0420.C0	2	4°	3.65	22301	△	▲	▲
RS223.0425.C0	2.5	4°	3.75	22302	△	▲	▲
RS223.0430.C0	3	4°	3.95	22303	△	△	△
RS223.0820.C0	2	8°	3.65	22301	▲	▲	▲
RS223.0825.C0	2.5	8°	3.75	22302	▲	▲	▲
RS223.0830.C0	3	8°	3.95	22303	▲	▲	▲
RS223.1520.C0	2	15°	3.65	22301	▲	▲	▲
LS223.0420.C0	2	4°	3.65	22301	△		▲
LS223.0425.C0	2.5	4°	3.75	22302	△	△	△
LS223.0430.C0	3	4°	3.95	22303	△	△	△
LS223.0820.C0	2	8°	3.65	22301		▲	▲
LS223.0825.C0	2.5	8°	3.75	22302	△	△	
LS223.0830.C0	3	8°	3.95	22303	△	△	△
LS223.1520.C0	2	15°	3.65	22301	△	▲	▲
S223.0020.C0	2	0°	3.65	22301	▲	▲	▲
S223.0025.C0	2.5	0°	3.75	22302	△	▲	△
S223.0030.C0	3	0°	3.95	22303	△	▲	▲
P	●	●	●				
M	●	●	●				
K	●	●	●				
N	●	●	●				
S	●	●	●				
H	-	-	-				



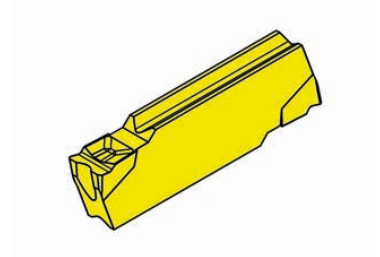
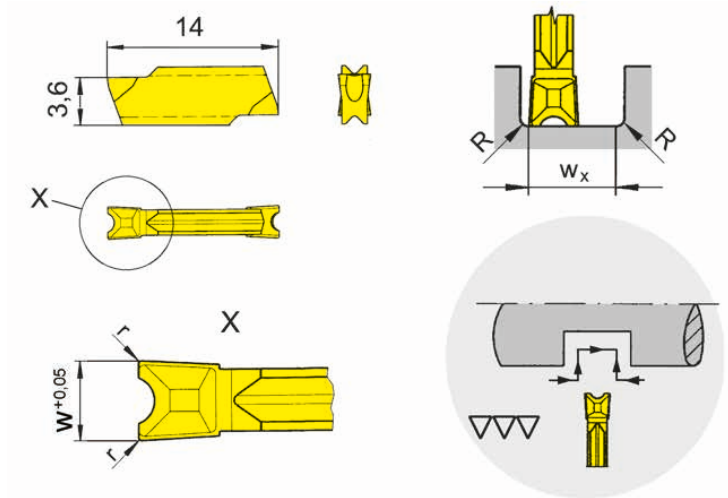
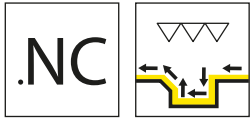
R=右手型-如图
R = right hand version shown

L=左手型
L = left hand version

▲ 库存
on stock

硬质合金牌号
Carbide grades
△ 4周
4 weeks

产品型号 Part number	w	r	α	h_1	HIS	TF45	TI25	TN35
RS223.0420.C1	2	0.15	4°	3.65	22301	△	△	▲
RS223.0425.C1	2.5	0.15	4°	3.75	22302	△	△	△
RS223.0430.C1	3	0.15	4°	3.95	22303	△		△
RS223.0820.C1	2	0.15	8°	3.65	22301	▲	▲	▲
RS223.0825.C1	2.5	0.15	8°	3.75	22302	△	▲	△
RS223.0830.C1	3	0.15	8°	3.95	22303	▲	△	
RS223.1520.C1	2	0.15	15°	3.65	22301	▲	△	▲
LS223.0420.C1	2	0.15	4°	3.65	22301	△	△	▲
LS223.0425.C1	2.5	0.15	4°	3.75	22302	△	△	△
LS223.0430.C1	3	0.15	4°	3.95	22303	△	△	△
LS223.0820.C1	2	0.15	8°	3.65	22301		△	△
LS223.0825.C1	2.5	0.15	8°	3.75	22302		△	△
LS223.0830.C1	3	0.15	8°	3.95	22303	△	△	△
LS223.1520.C1	2	0.15	15°	3.65	22301		△	△
S223.0020.C1	2	0.15	0°	3.65	22301	▲	▲	▲
S223.0025.C1	2.5	0.15	0°	3.75	22302	△	▲	△
S223.0030.C1	3	0.15	0°	3.95	22303	▲	▲	▲
P	●	●	●					
M	●	●	●					
K	●	●	●					
N	●	●	●					
S	●	●	●					
H	-	-	-					



硬质合金牌号
Carbide grades


▲ 库存
on stock

△ 4周
4 weeks

产品型号 Part number	w	r	t _{max}	w _x	HIS	T125
S223.NC20.D2	2	0.2	10	2.7	22301	▲
						P ●
						M ●
						K ●
						N ●
						S ●
						H -

wx = 槽宽 - R(右) - R(左)
wx = width of groove - R(right) - R(left)

C



209



刀杆和刀片

槽宽 2 - 3 mm

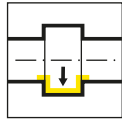
Toolholder and Inserts

Width of groove 2 - 3 mm

槽型及进给
Geometries and feed rates

页/Page
113

刀杆
Toolholder
B209




页/Page
114

可转位刀片
Indexable insert
S209



页/Page
115



页/Page
116



页/Page
117



页/Page
118

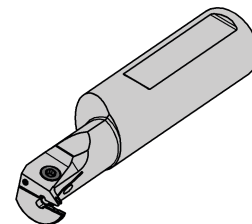
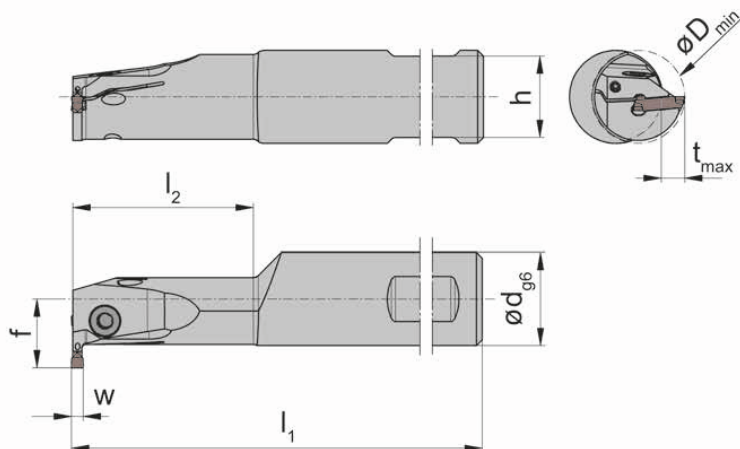
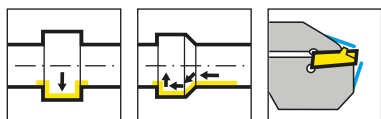
D

槽型及进给

Geometries and feed rates

槽型 Geometry	材料 Material	进给 f [mm/U] Feed rate f [mm/rev]	加工方式 Machining						
	<table border="1"> <tr> <td>P</td> <td>M</td> <td>K</td> </tr> <tr> <td>N</td> <td>S</td> <td>H</td> </tr> </table>	P	M	K	N	S	H	↓ 0.10-0.45 ↔ 0.15-0.60	
P	M	K							
N	S	H							
	<table border="1"> <tr> <td>P</td> <td>M</td> <td>K</td> </tr> <tr> <td>N</td> <td>S</td> <td>H</td> </tr> </table>	P	M	K	N	S	H	↓ 0.03-0.12	
P	M	K							
N	S	H							
	<table border="1"> <tr> <td>P</td> <td>M</td> <td>K</td> </tr> <tr> <td>N</td> <td>S</td> <td>H</td> </tr> </table>	P	M	K	N	S	H	↓ 0.10-0.45 ↔ 0.05-0.25	
P	M	K							
N	S	H							
	<table border="1"> <tr> <td>P</td> <td>M</td> <td>K</td> </tr> <tr> <td>N</td> <td>S</td> <td>H</td> </tr> </table>	P	M	K	N	S	H	↓ 0.02-0.10 ↔ 0.0015-0.07	
P	M	K							
N	S	H							

D



R=右手型-如图
R = right hand version shown

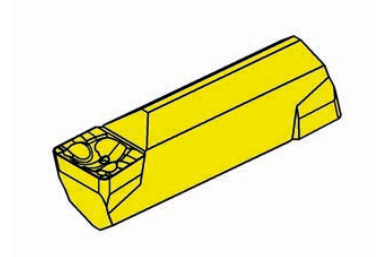
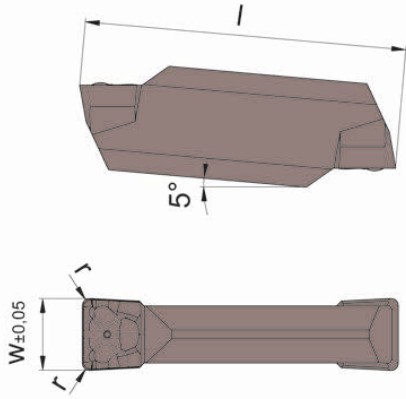
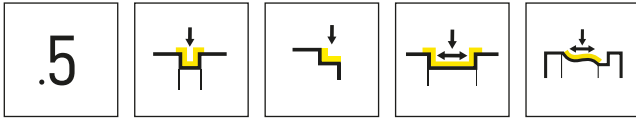
L=左手型
L = left hand version

产品型号 Part number	d	l ₁	l ₂	h	f	t _{max}	D _{min}	HWS
RB209.0016.1.02.IK	16	110	30	14	11.8	3.5	16	20920
RB209.0020.1.12.IK	20	110	30	18	15.3	5	18	20920
RB209.0016.1.025.IK	16	110	30	14	11.8	3.5	16	20925
RB209.0020.1.125.IK	20	110	30	18	15.3	5	18	20925
RB209.0016.1.03.IK	16	110	30	14	11.8	3.5	16	20930
RB209.0020.1.13.IK	20	110	30	18	15.3	5	18	20930
LB209.0016.1.02.IK	16	110	30	14	11.8	3.5	16	20920
LB209.0020.1.12.IK	20	110	30	18	15.3	5	18	20920
LB209.0016.1.025.IK	16	110	30	14	11.8	3.5	16	20925
LB209.0020.1.125.IK	20	110	30	18	15.3	5	18	20925
LB209.0016.1.03.IK	16	110	30	14	11.8	3.5	16	20930
LB209.0020.1.13.IK	20	110	30	18	15.3	5	18	20930

w见刀片
w see indexable inserts

配件
Spare Parts

刀杆 Toolholder	锁紧螺钉 Clamping Screw	TORX PLUS®扳手 TORX PLUS® Wrench
R/LB209...	3.5.12T10EP	T10PL



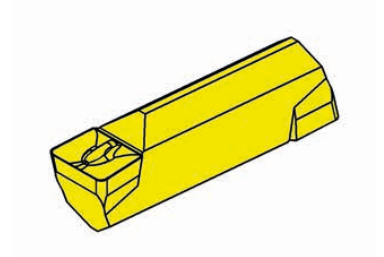
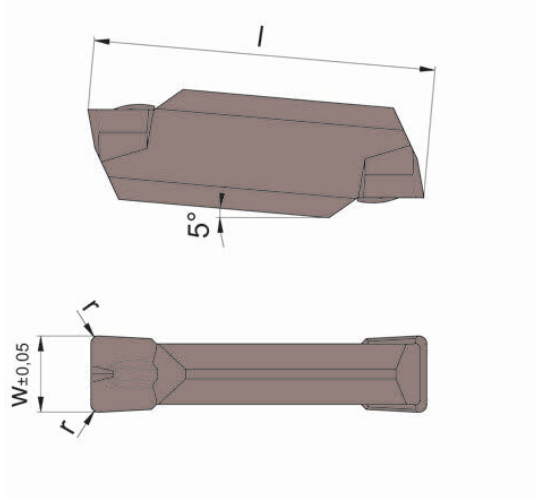
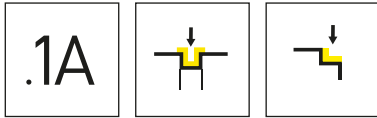
D

硬质合金牌号
Carbide grades

▲ 库存
on stock

△ 4周
4 weeks

产品型号 Part number	w	r	l	HIS	AS45
S209.0200.52	2	0.2	9	20920	▲
S209.0250.52	2.5	0.2	10	20925	▲
S209.0300.52	3	0.2	10	20930	▲
					P ●
					M ●
					K ●
					N ○
					S ●
					H -



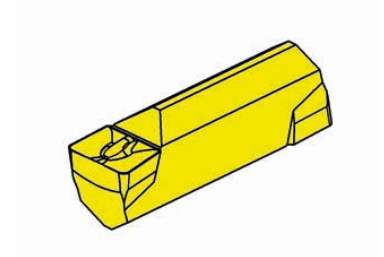
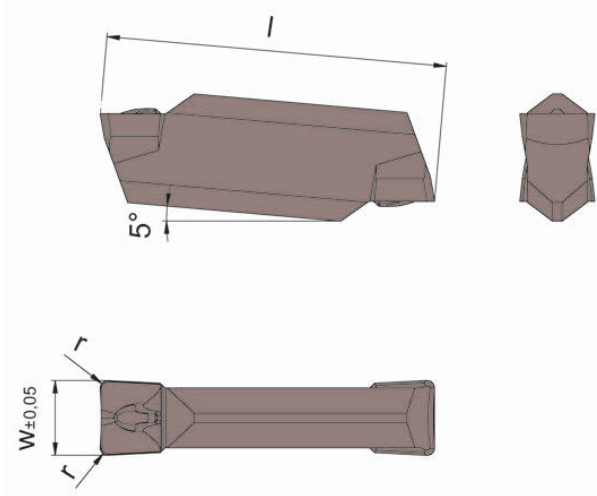
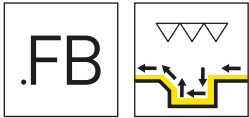
D

硬质合金牌号
Carbide grades

▲ 库存
on stock

△ 4周
4 weeks

产品型号 Part number	w	r	l	HIS	AS45
S209.0200.1A2	2	0.2	9	20920	▲
S209.0250.1A2	2.5	0.2	10	20925	△
S209.0300.1A2	3	0.2	10	20930	▲
					P ●
					M ●
					K ●
					N ○
					S ●
					H -



D

硬质合金牌号
Carbide grades

▲ 库存
on stock

△ 4周
4 weeks

产品型号 Part number	w	r	l	HIS	EG35
S209.FB20.02	2	0.2	9	20920	▲
					P ●
					M ●
					K ○
					N -
					S -
					H -

计算槽的最小可加工宽度 w_x
Calculation of the smallest possible width of groove w_x

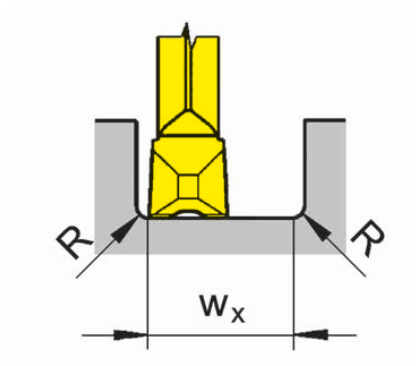
例如 S209.FB20.02
Example

$$w_x = 2 \times \text{槽宽 } w - 2 \times \text{刀尖圆角 } R$$

$$w_x = 2 \times \text{Width of insert } w - 2 \times \text{Corner radius insert } R$$

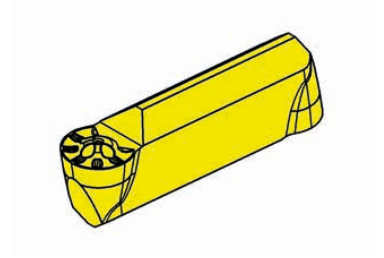
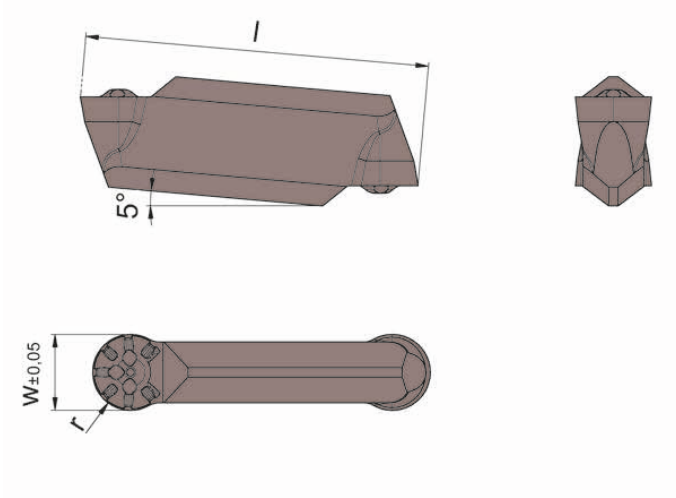
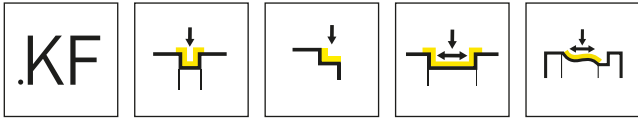
$$w_x = 2 \times 2 \text{ mm} - 2 \times 0.2 \text{ mm}$$

$$w_x = 3.6 \text{ mm}$$



加工路径
Processing flow





D

硬质合金牌号
Carbide grades

▲ 库存
on stock

△ 4周
4 weeks

产品型号 Part number	w	l	r	HIS	AS45
S209.0010.KF2	2	9	1	20920	▲
S209.0015.KF3	3	10	1.5	20930	▲
					P ●
					M ●
					K ●
					N ○
					S ●
					H -

216



刀杆和刀片

槽宽2 - 6 mm

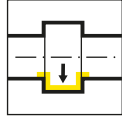
Toolholder and Inserts

Width of groove 2 - 6 mm

槽型及进给
Geometries and feed rates

页/Page
121

刀杆
Toolholder
B216




页/Page
122

可转位刀片
Indexable insert
S216



页/Page
123



页/Page
124



页/Page
126

刀片
Insert
S216



页/Page
125

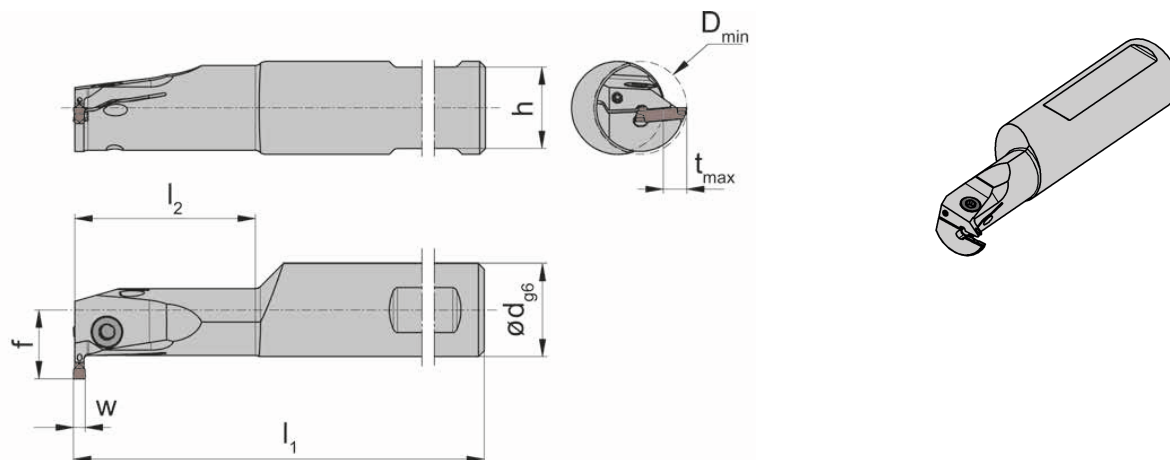
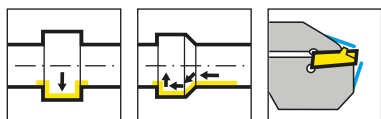
E

槽型及进给

Geometries and feed rates

槽型 Geometry	材料 Material	进给 f [mm/U] Feed rate f [mm/rev]	加工方式 Machining						
	<table border="1"> <tr> <td>P</td> <td>M</td> <td>K</td> </tr> <tr> <td>N</td> <td>S</td> <td>H</td> </tr> </table>	P	M	K	N	S	H	↓ 0.10-0.45 ↔ 0.15-0.60	
P	M	K							
N	S	H							
	<table border="1"> <tr> <td>P</td> <td>M</td> <td>K</td> </tr> <tr> <td>N</td> <td>S</td> <td>H</td> </tr> </table>	P	M	K	N	S	H	↓ 0.03-0.12	
P	M	K							
N	S	H							
	<table border="1"> <tr> <td>P</td> <td>M</td> <td>K</td> </tr> <tr> <td>N</td> <td>S</td> <td>H</td> </tr> </table>	P	M	K	N	S	H	↓ 0.10-0.45 ↔ 0.05-0.25	
P	M	K							
N	S	H							
	<table border="1"> <tr> <td>P</td> <td>M</td> <td>K</td> </tr> <tr> <td>N</td> <td>S</td> <td>H</td> </tr> </table>	P	M	K	N	S	H	↓ 0.02-0.10 ↔ 0.0015-0.07	
P	M	K							
N	S	H							

E



R=右手型-如图
R = right hand version shown

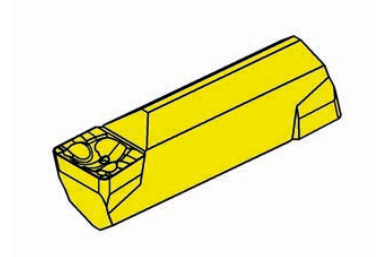
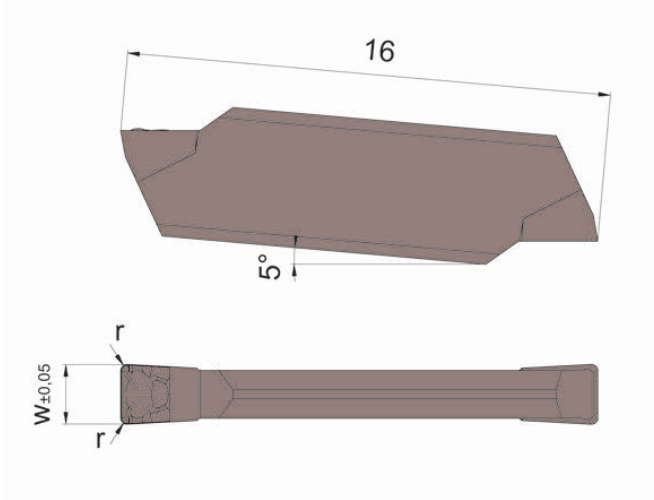
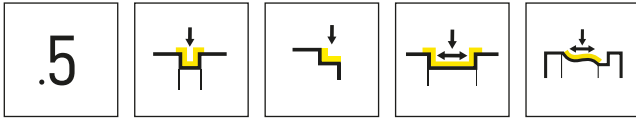
L=左手型
L = left hand version

产品型号 Part number	d	l ₁	l ₂	h	f	t _{max}	D _{min}	HWS
RB216.0020.1.22.IK	20	110	30	18	16.3	6	20	21620
RB216.0020.1.225.IK	20	110	30	18	16.3	6	20	21625
RB216.0020.1.23.IK	20	110	30	18	16.3	6	20	21630
RB216.0020.1.24.IK	20	110	30	18	16.3	6	20	21640
RB216.0025.2.22.IK	25	150	50	23	20.3	7.5	25	21620
RB216.0025.2.225.IK	25	150	50	23	20.3	7.5	25	21625
RB216.0025.2.23.IK	25	150	50	23	20.3	7.5	25	21630
RB216.0025.2.24.IK	25	150	50	23	20.3	7.5	25	21640
RB216.0025.23.1.22.IK	25	150	30	23	19.8	7	23	21620
RB216.0025.23.1.23.IK	25	150	30	23	19.8	7	23	21630
RB216.0025.23.1.24.IK	25	150	30	23	19.8	7	23	21640
RB216.0025.23.1.25.IK	25	150	30	23	19.8	7	23	21650
LB216.0020.1.22.IK	20	110	30	18	16.3	6	20	21620
LB216.0020.1.225.IK	20	110	30	18	16.3	6	20	21625
LB216.0020.1.23.IK	20	110	30	18	16.3	6	20	21630
LB216.0020.1.24.IK	20	110	30	18	16.3	6	20	21640
LB216.0025.2.22.IK	25	150	50	23	20.3	7.5	25	21620
LB216.0025.2.225.IK	25	150	50	23	20.3	7.5	25	21625
LB216.0025.2.23.IK	25	150	50	23	20.3	7.5	25	21630
LB216.0025.2.24.IK	25	150	50	23	20.3	7.5	25	21640
LB216.0025.23.1.22.IK	25	150	30	23	19.8	7	23	21620
LB216.0025.23.1.23.IK	25	150	30	23	19.8	7	23	21630
LB216.0025.23.1.24.IK	25	150	30	23	19.8	7	23	21640
LB216.0025.23.1.25.IK	25	150	30	23	19.8	7	23	21650
LB216.0025.23.1.26.IK	25	150	30	23	19.8	7	23	21660

w见刀片
w see indexable inserts

配件
Spare Parts

刀杆 Toolholder	锁紧螺钉 Clamping Screw	TORX PLUS®扳手 TORX PLUS® Wrench
R/LB216.0020...	3.5.12T10EP	T10PL
R/LB216.0025...	5.13T20EP	T20PQ



硬质合金牌号
Carbide grades

▲ 库存
on stock

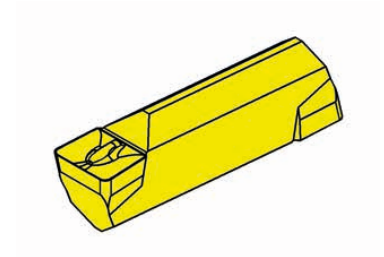
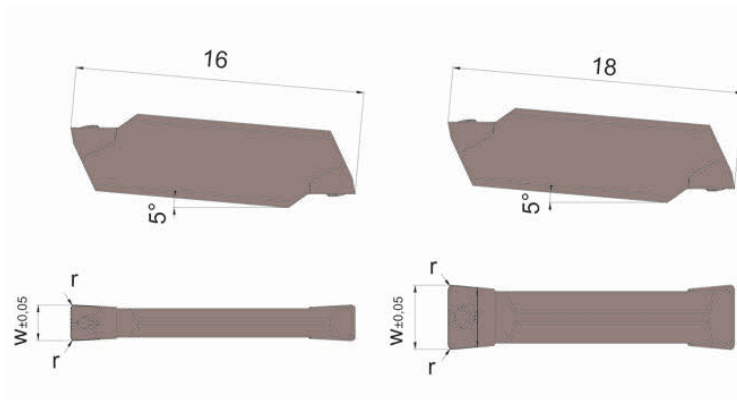
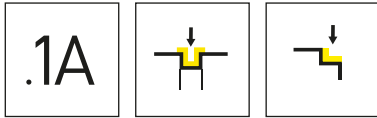
△ 4周
4 weeks

产品型号 Part number	w	r	HIS	AS45
S216.0200.52	2	0.2	21620	▲
S216.0250.52	2.5	0.2	21625	▲
S216.0300.52	3	0.2	21630	▲
S216.0400.52	4	0.2	21640	▲
S216.0500.54	5	0.4	21650	△
S216.0600.54	6	0.4	21660	△
				P ●
				M ●
				K ●
				N ○
				S ●
				H -



可转位刀片 Indexable insert

S216



E

槽宽 2 - 4 mm
Width of groove 2 - 4 mm

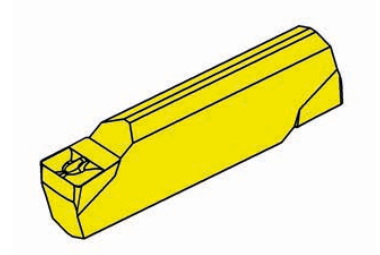
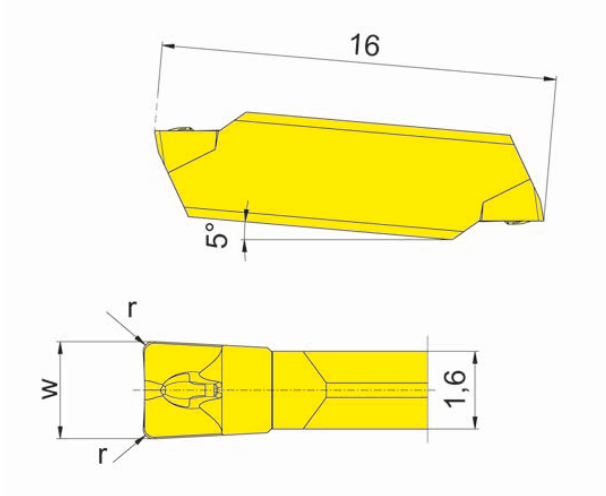
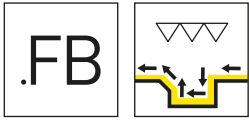
宽度 5 - 6 mm
Width 5 - 6 mm

▲ 库存
on stock

硬质合金牌号
Carbide grades
△ 4周
4 weeks

产品型号 Part number	w	r	HIS	AS45
S216.0200.1A2	2	0.2	21620	▲
S216.0250.1A2	2.5	0.2	21625	△
S216.0300.1A2	3	0.2	21630	▲
S216.0400.1A2	4	0.2	21640	▲
S216.0500.1A4	5	0.4	21650	△

P	●
M	●
K	●
N	○
S	●
H	-



硬质合金牌号
Carbide grades

▲ 库存
on stock

△ 4周
4 weeks

产品型号 Part number	w	r	HIS	EG35
S216.FB20.02	2	0.2	21620	▲
				P ●
				M ●
				K ○
				N -
				S -
				H -

计算槽的最小可加工宽度 w_x
Calculation of the smallest possible width of groove w_x

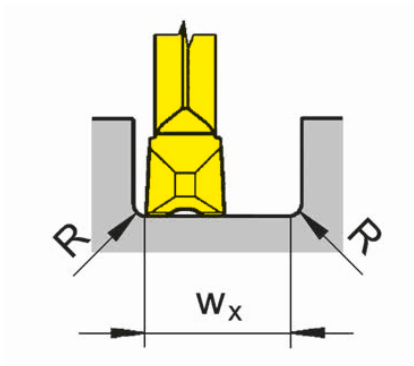
例如 S216.FB20.02
Example

$$w_x = 2 \times \text{槽宽 } w - 2 \times \text{刀尖圆角 } R$$


$$w_x = 2 \times \text{Width of insert } w - 2 \times \text{Corner radius insert } R$$

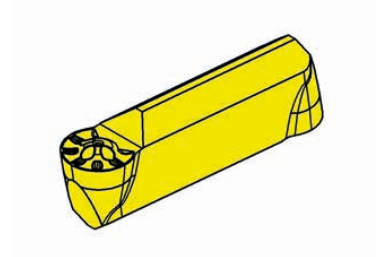
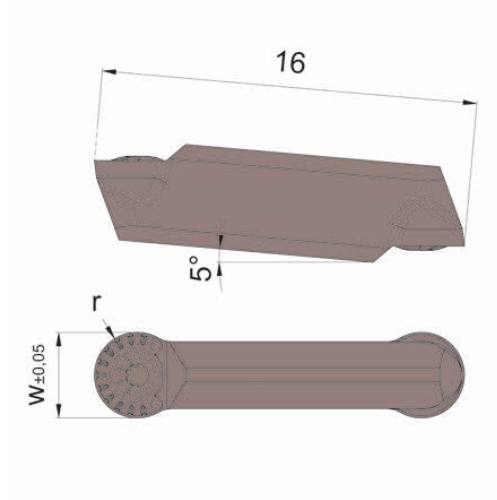
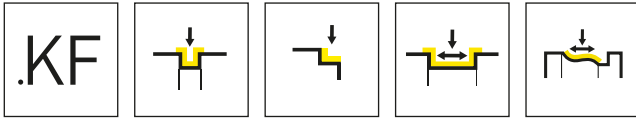
$$w_x = 2 \times 2 \text{ mm} - 2 \times 0.2 \text{ mm}$$

$$w_x = 3.6 \text{ mm}$$



加工路径
Processing flow





硬质合金牌号
Carbide grades

▲ 库存
on stock

△ 4周
4 weeks

产品型号 Part number	w	r	HIS	AS45
S216.0010.KF2	2	1	21620	▲
S216.0015.KF3	3	1.5	21630	▲
S216.0020.KF4	4	2	21640	▲
				P ●
				M ●
				K ●
				N ○
				S ●
				H -

217



刀杆和刀片

槽宽0.5 - 5.3 mm

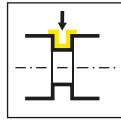
Toolholder and Inserts

Width of groove 0.5 - 5.3 mm

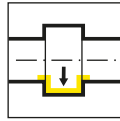
槽型及进给
Geometries and feed rates

页/Page
129

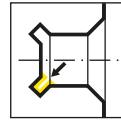
刀杆
Toolholder
240/248/230/250
233/253/234/254/235
255/245



页/Page
130-132



页/Page
133-136

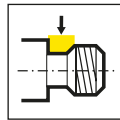


页/Page
137

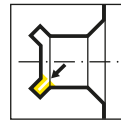
可转位刀片
Indexable insert
217



页/Page
138-139



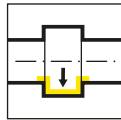
页/Page
140



页/Page
141-142

F

刀夹
Cartridge
232



页/Page
143

安装尺寸
Seating Dimensions
144

页/Page
144

槽型及进给

Geometries and feed rates

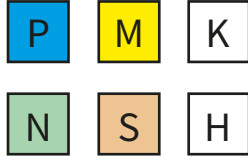


槽型
Geometry

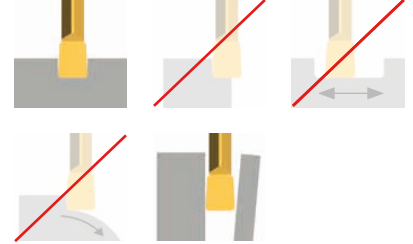
材料
Material

进给 f [mm/U]
Feed rate f [mm/rev]

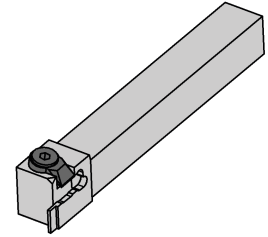
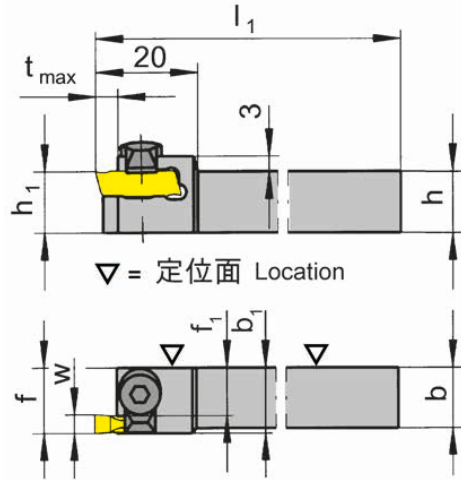
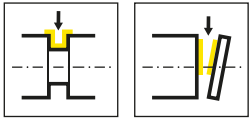
加工方式
Machining



0.02-0.12



F



R=右手型-如图
R = right hand version shown

L=左手型
L = left hand version

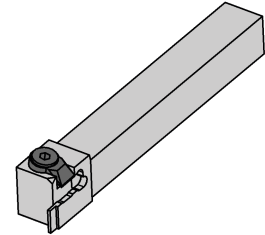
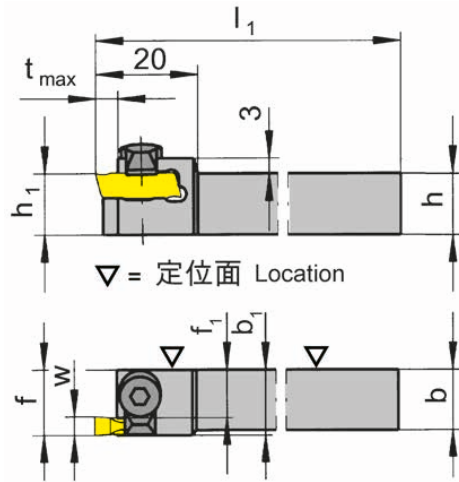
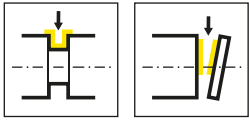
F

产品型号 Part number	h	b	l ₁	h ₁	b ₁	f ₁	f	t _{max}	夹持范围 Clamping range	HWS
R240.1010.01	10	10	80	10	13	11.5	f ₁ +w-a ₁	4	0.5-1.7	21701
R240.1212.01	12	12	100	12	13	11.5	f ₁ +w-a ₁	4	0.5-1.7	21701
R240.1414.01	14	14	100	14	14	12.5	f ₁ +w-a ₁	4	0.5-1.7	21701
R240.1616.01	16	16	125	16	16	14.5	f ₁ +w-a ₁	4	0.5-1.7	21701
R240.2020.01	20	20	125	20	20	18.5	f ₁ +w-a ₁	4	0.5-1.7	21701
R240.1010.02	10	10	80	10	13	10.5	f ₁ +w-a ₁	4	1.7-2.7	21702
R240.1212.02	12	12	100	12	13	10.5	f ₁ +w-a ₁	4	1.7-2.7	21702
R240.1414.02	14	14	100	14	14	11.5	f ₁ +w-a ₁	4	1.7-2.7	21702
R240.1616.02	16	16	125	16	16	13.5	f ₁ +w-a ₁	4	1.7-2.7	21702
R240.2020.02	20	20	125	20	20	17.5	f ₁ +w-a ₁	4	1.7-2.7	21702
L240.1010.01	10	10	80	10	13	11.5	f ₁ +w-a ₁	4	0.5-1.7	21701
L240.1212.01	12	12	100	12	13	11.5	f ₁ +w-a ₁	4	0.5-1.7	21701
L240.1414.01	14	14	100	14	14	12.5	f ₁ +w-a ₁	4	0.5-1.7	21701
L240.1616.01	16	16	125	16	16	14.5	f ₁ +w-a ₁	4	0.5-1.7	21701
L240.2020.01	20	20	125	20	20	18.5	f ₁ +w-a ₁	4	0.5-1.7	21701
L240.1010.02	10	10	80	10	13	10.5	f ₁ +w-a ₁	4	1.7-2.7	21702
L240.1212.02	12	12	100	12	13	10.5	f ₁ +w-a ₁	4	1.7-2.7	21702
L240.1414.02	14	14	100	14	14	11.5	f ₁ +w-a ₁	4	1.7-2.7	21702
L240.1616.02	16	16	125	16	16	13.5	f ₁ +w-a ₁	4	1.7-2.7	21702
L240.2020.02	20	20	125	20	20	17.5	f ₁ +w-a ₁	4	1.7-2.7	21702

w,a1见刀片
w, a1 see indexable inserts

配件
Spare Parts

刀杆 Toolholder	压板 Clamping element
R/L240...	8.3



R=右手型-如图
R = right hand version shown

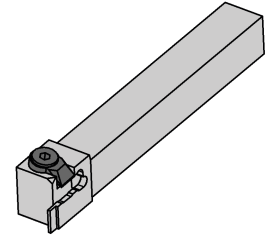
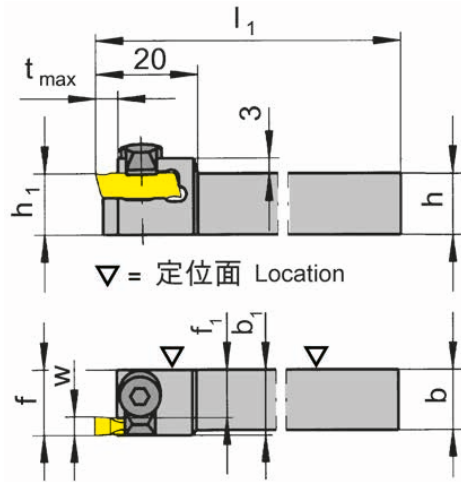
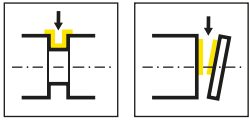
L=左手型
L = left hand version

产品型号 Part number	h	b	l ₁	h ₁	b ₁	f ₁	f	t _{max}	夹持范围 Clamping range	HWS
R240.1010.03	10	10	80	10	13	9.5	f ₁ +w-a ₁	4	2.7-3.7	21703
R240.1212.03	12	12	100	12	13	9.5	f ₁ +w-a ₁	4	2.7-3.7	21703
R240.1414.03	14	14	100	14	14	10.5	f ₁ +w-a ₁	4	2.7-3.7	21703
R240.1616.03	16	16	125	16	16	12.5	f ₁ +w-a ₁	4	2.7-3.7	21703
R240.2020.03	20	20	125	20	20	16.5	f ₁ +w-a ₁	4	2.7-3.7	21703
R240.1010.04	10	10	80	10	15	9.8	f ₁ +w-a ₁	4	3.7-5.3	21704
R240.1212.04	12	12	100	12	15	9.8	f ₁ +w-a ₁	4	3.7-5.3	21704
R240.1414.04	14	14	100	14	15	9.8	f ₁ +w-a ₁	4	3.7-5.3	21704
R240.1616.04	16	16	125	16	16	10.8	f ₁ +w-a ₁	4	3.7-5.3	21704
R240.2020.04	20	20	125	20	20	14.8	f ₁ +w-a ₁	4	3.7-5.3	21704
L240.1010.03	10	10	80	10	13	9.5	f ₁ +w-a ₁	4	2.7-3.7	21703
L240.1212.03	12	12	100	12	13	9.5	f ₁ +w-a ₁	4	2.7-3.7	21703
L240.1414.03	14	14	100	14	14	10.5	f ₁ +w-a ₁	4	2.7-3.7	21703
L240.1616.03	16	16	125	16	16	12.5	f ₁ +w-a ₁	4	2.7-3.7	21703
L240.2020.03	20	20	125	20	20	16.5	f ₁ +w-a ₁	4	2.7-3.7	21703
L240.1010.04	10	10	80	10	15	9.8	f ₁ +w-a ₁	4	3.7-5.3	21704
L240.1212.04	12	12	100	12	15	9.8	f ₁ +w-a ₁	4	3.7-5.3	21704
L240.1414.04	14	14	100	14	15	9.8	f ₁ +w-a ₁	4	3.7-5.3	21704
L240.2020.04	20	20	125	20	20	14.8	f ₁ +w-a ₁	4	3.7-5.3	21704

w,a1见刀片
w,a1 see indexable inserts

配件
Spare Parts

刀杆 Toolholder	压板 Clamping element
R/L240...03	8.3
R/L240...04	8.4



R=右手型-如图
R = right hand version shown

L=左手型
L = left hand version

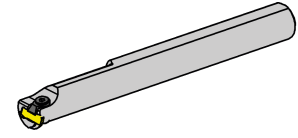
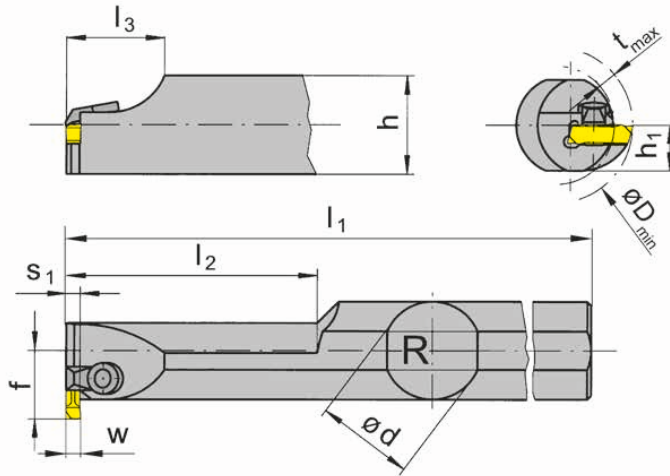
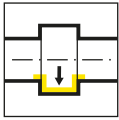
F

产品型号 Part number	h	b	l ₁	h ₁	b ₁	f ₁	f	t _{max}	夹持范围 Clamping range	HWS
R248.1212.01	12	12	95	12	13	1.5	f ₁ +a ₁	4	0.5-1.7	21701
R248.1212.02	12	12	95	12	13	2.5	-	4	1.7-2.7	21702
L248.1212.01	12	12	95	12	13	1.5	f ₁ +a ₁	4	0.5-1.7	21701
L248.1212.02	12	12	95	12	13	2.5	f ₁ +a ₁	4	1.7-2.7	21702

w,a1见刀片
w, a1 see indexable inserts

配件
Spare Parts

刀杆 Toolholder	压板 Clamping element
R/L248...	8.3



R=右手型-如图
R = right hand version shown

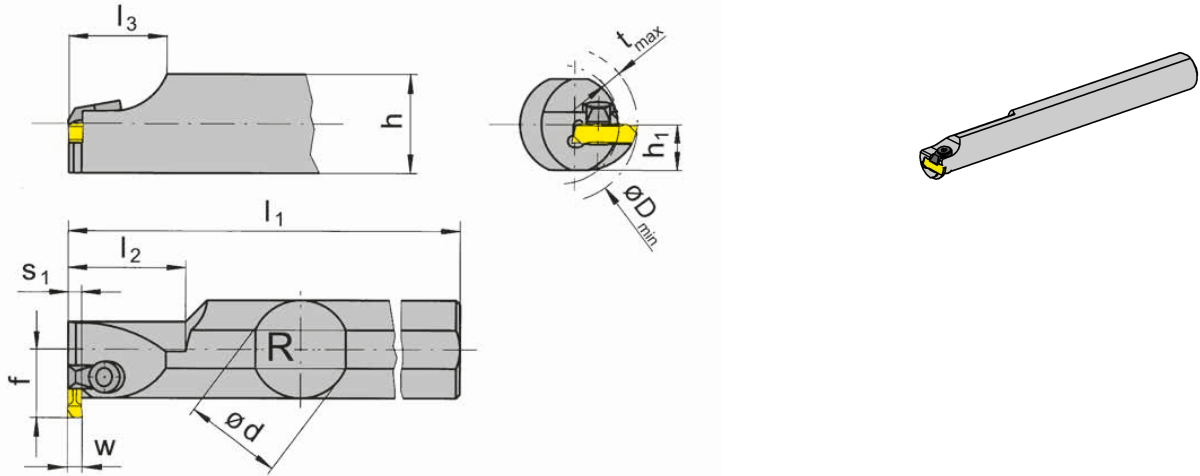
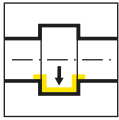
L=左手型
L = left hand version

产品型号 Part number	d	l ₁	l ₂	l ₃	h	s ₁	h ₁	f	t _{max}	D _{min}	HWS
R230.0020.01	20	180	60	18	18	1.5	9	13.3	2	20	21701
R250.0025.01	25	250	80	25	23	1.5	11.5	17.5	4.7	25	21701
R250.0032.01	32	250	80	25	30	1.5	15	21	4.7	32	21701
R230.0020.02	20	180	60	18	18	2.5	9	13.3	2	20	21702
R250.0025.02	25	250	80	25	23	2.5	11.5	17.5	4.7	25	21702
R250.0032.02	32	250	80	25	30	2.5	15	21	4.7	32	21702
R230.0020.03	20	180	60	18	18	3.5	9	13.3	2	20	21703
R250.0025.03	25	250	80	25	23	3.5	11.5	17.5	4.7	25	21703
R250.0032.03	32	250	80	25	30	3.5	15	21	4.7	32	21703
R230.0020.04	20	180	60	18	18	5.2	9	13.3	3	20	21704
R250.0025.04	25	250	80	25	23	5.2	11.5	17.5	4.7	25	21704
L230.0020.01	20	180	60	18	18	1.5	9	13.3	2	20	21701
L250.0025.01	25	250	80	25	23	1.5	11.5	17.5	4.7	25	21701
L250.0032.01	32	250	80	25	30	1.5	15	21	4.7	32	21701
L230.0020.02	20	180	60	18	18	2.5	9	13.3	2	20	21702
L250.0025.02	25	250	80	25	23	2.5	11.5	17.5	4.7	25	21702
L250.0032.02	32	250	80	25	30	2.5	15	21	4.7	32	21702
L230.0020.03	20	180	60	18	18	3.5	9	13.3	2	20	21703
L250.0025.03	25	250	80	25	23	3.5	11.5	17.5	4.7	25	21703
L250.0032.03	32	250	80	25	30	3.5	15	21	4.7	32	21703
L230.0020.04	20	180	60	18	18	5.2	9	13.3	3	20	21704
L250.0025.04	25	250	80	25	23	5.2	11.5	17.5	4.7	25	21704
L250.0032.04	32	250	80	25	30	5.2	15	21	4.7	32	21704

w见刀片
w see indexable inserts

配件
Spare Parts

刀杆 Toolholder	压板 Clamping element
R/L2...01/02/03	8.3
R/L2...04	8.4



R=右手型-如图
R = right hand version shown

L=左手型
L = left hand version

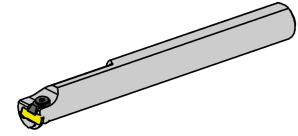
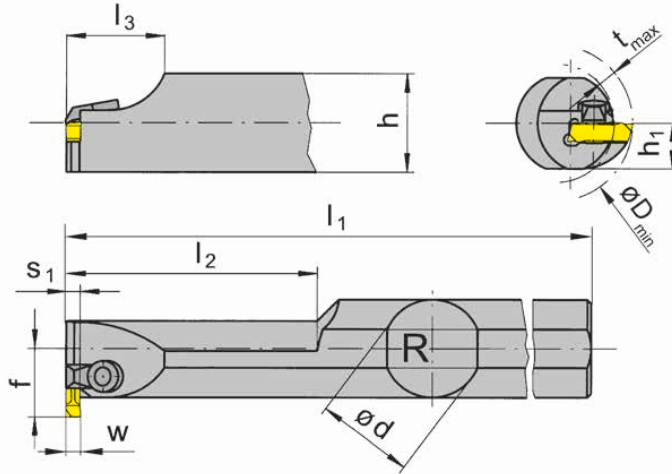
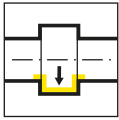
F

产品型号 Part number	d	l ₁	l ₂	l ₃	h	s ₁	h ₁	f	t _{max}	D _{min}	HWS
R233.0020.01	20	130	25	18	18	1.5	9	13.3	2	20	21701
R253.0025.01	25	150	30	25	23	1.5	11.5	17.5	4.7	25	21701
R253.0032.01	32	150	30	25	30	1.5	15	21	4.7	32	21701
R233.0020.02	20	130	25	18	18	2.5	9	13.3	2	20	21702
R253.0025.02	25	150	30	25	23	2.5	11.5	17.5	4.7	25	21702
R253.0032.02	32	150	30	25	30	2.5	15	21	4.7	32	21702
R233.0020.03	20	130	25	18	18	3.5	9	13.3	2	20	21703
R253.0025.03	25	150	30	25	23	3.5	11.5	17.5	4.7	25	21703
R253.0032.03	32	150	30	25	30	3.5	15	21	4.7	32	21703
R233.0020.04	20	130	25	18	18	5.2	9	13.3	3	20	21704
R253.0025.04	25	150	30	25	23	5.2	11.5	17.5	4.7	25	21704
R253.0032.04	32	150	30	25	30	5.2	15	21	4.7	32	21704
L233.0020.01	20	130	25	18	18	1.5	9	13.3	2	20	21701
L253.0025.01	25	150	30	25	23	1.5	11.5	17.5	4.7	25	21701
L253.0032.01	32	150	30	25	30	1.5	15	21	4.7	32	21701
L233.0020.02	20	130	25	18	18	2.5	9	13.3	2	20	21702
L253.0025.02	25	150	30	25	23	2.5	11.5	17.5	4.7	25	21702
L253.0032.02	32	150	30	25	30	2.5	15	21	4.7	32	21702
L233.0020.03	20	130	25	18	18	3.5	9	13.3	2	20	21703
L253.0025.03	25	150	30	25	23	3.5	11.5	17.5	4.7	25	21703
L253.0032.03	32	150	30	25	30	3.5	15	21	4.7	32	21703
L233.0020.04	20	130	25	18	18	5.2	9	13.3	3	20	21704
L253.0025.04	25	150	30	25	23	5.2	11.5	17.5	4.7	25	21704
L253.0032.04	32	150	30	25	30	5.2	15	21	4.7	32	21704

w见刀片
w see indexable inserts

配件
Spare Parts

刀杆 Toolholder	压板 Clamping element
R/L2...01/02/03	8.3
R/L2...04	8.4



R=右手型-如图
R = right hand version shown

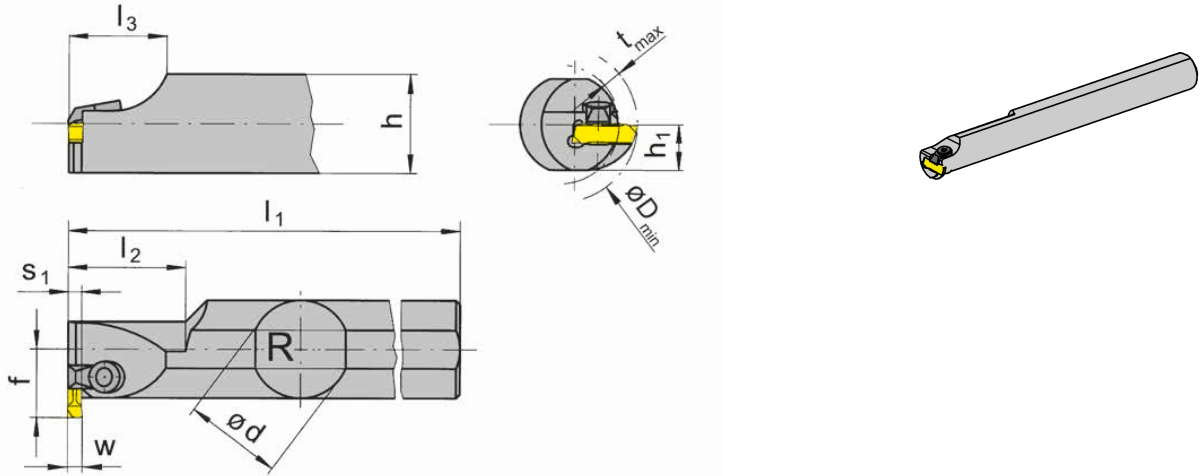
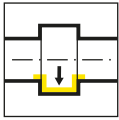
L=左手型
L = left hand version

产品型号 Part number	d	l ₁	l ₂	l ₃	h	s ₁	h ₁	f	t _{max}	D _{min}	HWS
R234.0020.01	20	180	60	18	18	1.5	9	13.3	2	20	21701
R254.0025.01	25	250	80	25	23	1.5	11.5	17.5	4.7	25	21701
R254.0032.01	32	250	80	25	30	1.5	15	21	4.7	32	21701
R234.0020.02	20	180	60	18	18	2.5	9	13.3	2	20	21702
R254.0025.02	25	250	80	25	23	2.5	11.5	17.5	4.7	25	21702
R254.0032.02	32	250	80	25	30	2.5	15	21	4.7	32	21702
R234.0020.03	20	180	60	18	18	3.5	9	13.3	2	20	21703
R254.0032.03	32	250	80	25	30	3.5	15	21	4.7	32	21703
R234.0020.04	20	180	60	18	18	5.2	9	13.3	3	20	21704
R254.0025.04	25	250	80	25	23	5.2	11.5	17.5	4.7	25	21704
R254.0032.04	32	250	80	25	30	5.2	15	21	4.7	32	21704
L234.0020.01	20	180	60	18	18	1.5	9	13.3	2	20	21701
L254.0025.01	25	250	80	25	23	1.5	11.5	17.5	4.7	25	21701
L254.0032.01	32	250	80	25	30	1.5	15	21	4.7	32	21701
L234.0020.02	20	180	60	18	18	2.5	9	13.3	2	20	21702
L254.0025.02	25	250	80	25	23	2.5	11.5	17.5	4.7	25	21702
L254.0032.02	32	250	80	25	30	2.5	15	21	4.7	32	21702
L234.0020.03	20	180	60	18	18	3.5	9	13.3	2	20	21703
L254.0025.03	25	250	80	25	23	3.5	11.5	17.5	4.7	25	21703
L254.0032.03	32	250	80	25	30	3.5	15	21	4.7	32	21703
L234.0020.04	20	180	60	18	18	5.2	9	13.3	3	20	21704
L254.0025.04	25	250	80	25	23	5.2	11.5	17.5	4.7	25	21704
L254.0032.04	32	250	80	25	30	5.2	15	21	4.7	32	21704

w见刀片
w see indexable inserts

配件
Spare Parts

刀杆 Toolholder	压板 Clamping element
R/L2...01/02/03	8.3
R/L2...04	8.4



R=右手型-如图
R = right hand version shown

L=左手型
L = left hand version

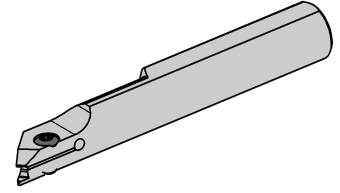
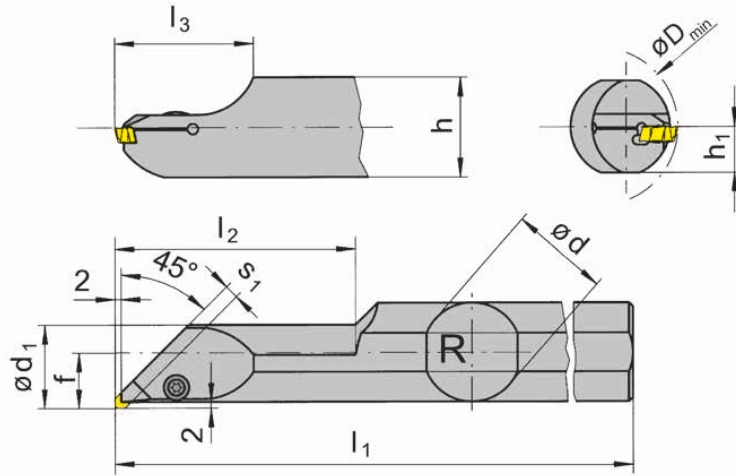
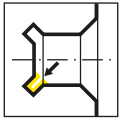
F

产品型号 Part number	d	l ₁	l ₂	l ₃	h	s ₁	h ₁	f	t _{max}	D _{min}	HWS
R235.0020.01	20	130	25	18	18	1.5	9	13.3	2	20	21701
R255.0025.01	25	150	30	25	23	1.5	11.5	17.5	4.7	25	21701
R255.0032.01	32	150	30	25	30	1.5	15	21	4.7	32	21701
R235.0020.02	20	130	25	18	18	2.5	9	13.3	2	20	21702
R255.0025.02	25	150	30	25	23	2.5	11.5	17.5	4.7	25	21702
R255.0032.02	32	150	30	25	30	2.5	15	21	4.7	32	21702
R235.0020.03	20	130	25	18	18	3.5	9	13.3	2	20	21703
R255.0025.03	25	150	30	25	23	3.5	11.5	17.5	4.7	25	21703
R255.0032.03	32	150	30	25	30	3.5	15	21	4.7	32	21703
R235.0020.04	20	130	25	18	18	5.2	9	13.3	3	20	21704
R255.0025.04	25	150	30	25	23	5.2	11.5	17.5	4.7	25	21704
R255.0032.04	32	150	30	25	30	5.2	15	21	4.7	32	21704
L235.0020.01	20	130	25	18	18	1.5	9	13.3	2	20	21701
L255.0025.01	25	150	30	25	23	1.5	11.5	17.5	4.7	25	21701
L255.0032.01	32	150	30	25	30	1.5	15	21	4.7	32	21701
L235.0020.02	20	130	25	18	18	2.5	9	13.3	2	20	21702
L255.0025.02	25	150	30	25	23	2.5	11.5	17.5	4.7	25	21702
L255.0032.02	32	150	30	25	30	2.5	15	21	4.7	32	21702
L235.0020.03	20	130	25	18	18	3.5	9	13.3	2	20	21703
L255.0025.03	25	150	30	25	23	3.5	11.5	17.5	4.7	25	21703
L255.0032.03	32	150	30	25	30	3.5	15	21	4.7	32	21703
L235.0020.04	20	130	25	18	18	5.2	9	13.3	3	20	21704
L255.0025.04	25	150	30	25	23	5.2	11.5	17.5	4.7	25	21704
L255.0032.04	32	150	30	25	30	5.2	15	21	4.7	32	21704

w见刀片
w see indexable inserts

配件
Spare Parts

刀杆 Toolholder	压板 Clamping element
R/L2...01/02/03	8.3
R/L2...04	8.4



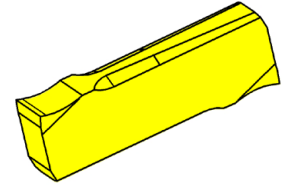
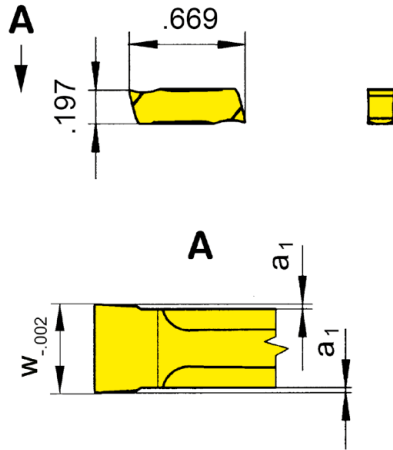
R=右手型-如图
R = right hand version shown

L=左手型
L = left hand version

产品型号 Part number	d	l ₂	h	l ₁	h ₁	f	D _{min}	d ₁	s ₁	l ₃	HWS
R245.0020.02	20	60.43	18	180	9	12	20	17.2	2.5	35.6	21702
R245.0032.02	32	80	30	250	15	18	31	28.2	2.5	41.6	21702
R245.0020.03	20	60	18	180	9	12	20	17.2	3.5	35	21703
R245.0032.03	32	80.64	30	250	15	18	31	28.2	3.5	41.82	21703
R245.0020.04	20	60.99	18	180	9	12	20	17.2	5.2	36.17	21704
R245.0032.04	32	80.99	30	250	15	18	31	28.2	5.2	42.17	21704
L245.0020.02	20	60.43	18	180	9	12	20	17.2	2.5	35.6	21702
L245.0032.02	32	80	30	250	15	18	31	28.2	2.5	41.6	21702
L245.0020.03	20	60	18	180	9	12	20	17.2	3.5	35	21703
L245.0032.03	32	80.64	30	250	15	18	31	28.2	3.5	41.82	21703
L245.0020.04	20	60.99	18	180	9	12	20	17.2	5.2	36.17	21704
L245.0032.04	32	80.99	30	250	15	18	31	28.2	5.2	42.17	21704

配件
Spare Parts

刀杆 Toolholder	锁紧螺钉 Clamping Screw	TORX PLUS®扳手 TORX PLUS® Wrench
R/L245...	51.27.984P	T15PQ



硬质合金牌号
Carbide grades

▲ 库存
on stock

△ 4周
4 weeks

F

产品型号 Part number	w	Nw	a ₁	HIS	K10	MG12	P20	TC92	TN32	TN35	H20
217.0050.00	0.57	0.5	0.06	21701	▲		▲		▲		
217.0060.00	0.67	0.6	0.06	21701	▲		▲		▲		
217.0070.00	0.77	0.7	0.06	21701	▲		▲		▲		
217.0080.00	0.87	0.8	0.06	21701	▲		▲		▲		
217.0090.00	0.97	0.9	0.06	21701	▲		▲		▲		
217.0100.00	1.07	1	0.06	21701	▲		▲		▲		
217.0110.00	1.24	1.1	0.1	21701	▲		▲		▲		
217.0130.00	1.44	1.3	0.1	21701	▲		▲		▲		
217.0160.00	1.74	1.6	0.1	21701	▲		▲	▲	▲	▲	
217.0185.00	1.99	1.85	0.1	21702	▲	△	▲	▲	▲	▲	▲
217.0215.00	2.29	2.15	0.1	21702	▲		▲	▲	▲		
217.0265.00	2.79	2.65	0.1	21702	▲		▲	▲	▲		
217.0315.00	3.29	3.15	0.1	21703	▲		▲	▲	▲		
217.0415.00	4.29	4.15	0.1	21704	▲		▲	▲	▲		
217.0515.00	5.29	5.15	0.1	21704	▲		▲	▲	▲		

只有在切宽≥为1.1mm时才能达到最大切深

较小宽度刀片的最大切深t_{max}=1 mm, 而且取决于工件的直径Ø。

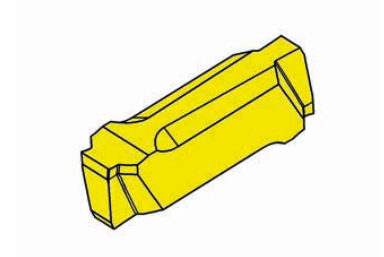
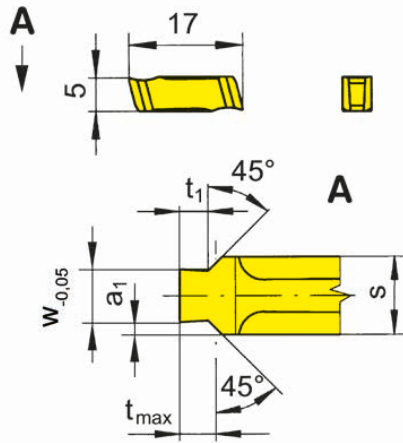
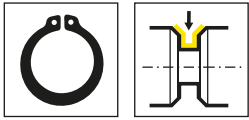
Max. depth of groove can be reached only with width of cut ≥ 1,1 mm

Smaller inserts have a limited depth of groove t_{max}=1 mm and deeper depths are depending on Ø of workpiece.

镗杆可装w大于1.1mm的刀片。

w > 1,1 mm for Boring bar

P	●	○	●	●	●	●	●	●	●	●	●
M	○	-	-	-	-	-	-	-	●	○	○
K	●	-	-	-	-	-	-	-	-	-	-
N	●	-	-	-	-	-	-	-	●	-	-
S	○	-	-	-	-	-	-	-	-	●	-
H	-	-	-	-	-	-	-	-	-	-	-



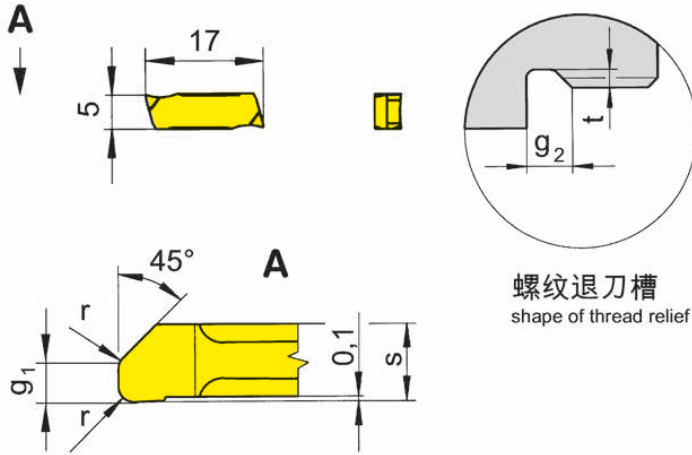
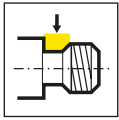
硬质合金牌号
Carbide grades

▲ 库存
on stock

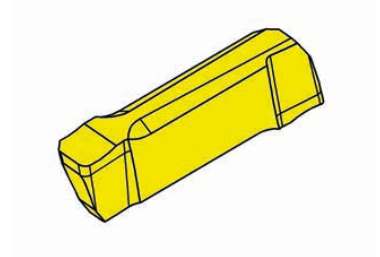
△ 4周
4 weeks

产品型号 Part number	w	Nw	t _{max}	a ₁	s	t ₁	HIS	MG12	P20	TN32
217.1101.25	1.24	1.1	0.2	0.64	2.5	0.19	21702	△	△	
217.1102.25	1.24	1.1	0.25	0.64	2.5	0.24	21702	△	△	
217.1103.25	1.24	1.1	0.3	0.64	2.5	0.29	21702	△	△	
217.1104.25	1.24	1.1	0.35	0.64	2.5	0.33	21702	△	△	
217.1105.25	1.24	1.1	0.4	0.64	2.5	0.36	21702	△	△	
217.1306.25	1.44	1.3	0.55	0.54	2.5	0.45	21702		△	▲
217.1607.33	1.74	1.6	0.7	0.79	3.3	0.6	21703		△	▲
217.1608.33	1.74	1.6	0.85	0.79	3.3	0.75	21703	△	△	
217.1609.33	1.74	1.6	1	0.79	3.3	0.85	21703			▲
217.1810.33	1.99	1.85	1	0.67	3.3	0.85	21703	△	△	
217.1812.33	1.99	1.85	1.25	0.67	3.3	1.1	21703		△	▲
217.2115.43	2.29	2.15	1.5	1.02	4.3	1.35	21704			▲
217.2616.43	2.79	2.65	1.5	0.77	4.3	1.35	21704			△
217.2617.43	2.79	2.65	1.75	0.77	4.3	1.6	21704			▲
217.3118.53	3.29	3.15	1.75	1.02	5.3	1.6	21704			▲
217.4120.53	4.29	4.15	2	0.52	5.3	1.85	21704			▲
217.4125.53	4.29	4.15	2.5	0.52	5.3	2.35	21704	△	△	
								P	o	●
								M	-	-
								K	-	-
								N	-	-
								S	-	-
								H	-	-

F



螺纹退刀槽
shape of thread relief



硬质合金牌号
Carbide grades

▲ 库存
on stock

△ 4周
4 weeks

R=右手型-如图
R = right hand version shown

L=左手型
L = left hand version

F

产品型号 Part number	P	r	t ₁	s	g ₁	g ₂	HIS	P20
R217.1050.17	0.5	0.2	0.5	1.7	1.25	1.75	21701	△
R217.1060.27	0.6	0.4	0.55	2.7	1.5	2.05	21702	△
R217.1070.27	0.7	0.4	0.6	2.7	1.75	2.35	21702	△
R217.1080.27	0.8	0.4	0.7	2.7	2	2.7	21702	△
R217.1100.37	1	0.6	0.9	3.7	2.5	3.4	21703	▲
R217.1150.53	1.5	0.8	1.2	5.3	3.8	5	21704	△
L217.1050.17	0.5	0.2	0.5	1.7	1.25	1.75	21701	△
L217.1060.27	0.6	0.4	0.55	2.7	1.5	2.05	21702	△
L217.1070.27	0.7	0.4	0.6	2.7	1.75	2.35	21702	△
L217.1080.27	0.8	0.4	0.7	2.7	2	2.7	21702	△
L217.1150.53	1.5	0.8	1.2	5.3	3.8	5	21704	△

外圆加工:

右手刀片配右手刀杆,左手刀片配左手刀杆.

External machining:

Use right hand inserts in right hand toolholders and left hand inserts in left hand toolholders

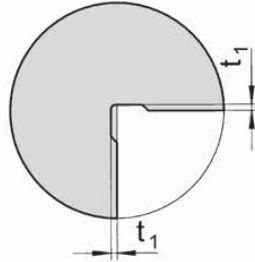
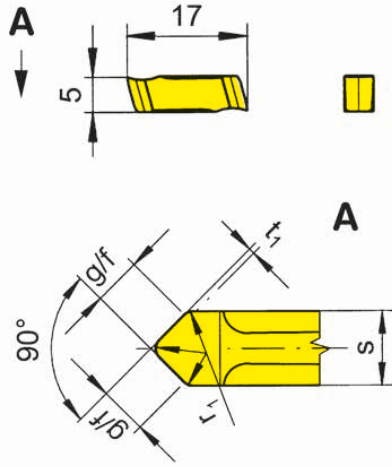
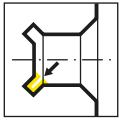
内圆加工:

右手型刀片配合左手型刀杆,左手型刀片配合右手型刀杆

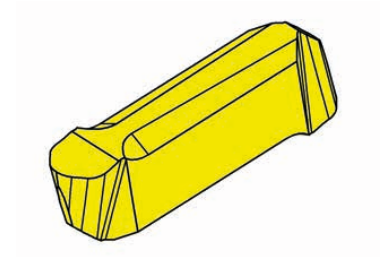
Internal machining:

Use right hand inserts in left hand toolholders and left hand inserts in right hand toolholders

P	●
M	-
K	-
N	-
S	-
H	-



螺纹退刀槽
shape of thread relief




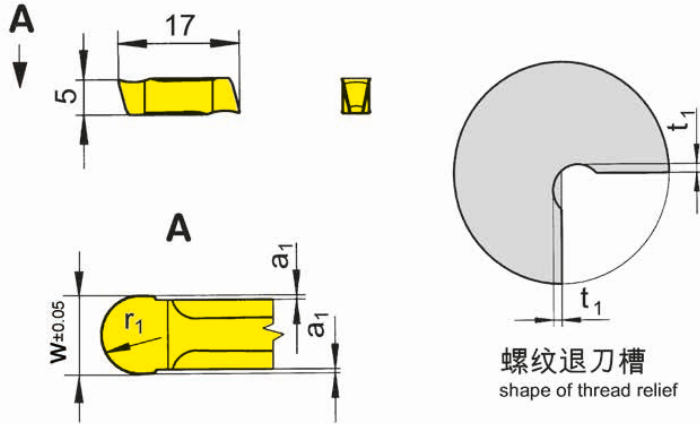
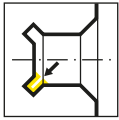
硬质合金牌号
Carbide grades

▲ 库存
on stock

△ 4周
4 weeks

产品型号 Part number	r_1	D_{min}	t_1	s	g/f	HIS		P20	TN32
217.0602.24	0.6	20	0.2	2.4	1.7	21702	▲	▲	
217.0603.33	0.6	23	0.3	3.3	2.3	21703	▲		
217.1002.30	1	22	0.2	3	2.1	21703	△		
217.1004.50	1	27	0.4	5	3.6	21704	△		
217.1603.50	1.6	27	0.3	5	3.6	21704	△		
							P	●	●
							M	-	-
							K	-	-
							N	-	-
							S	-	-
							H	-	-

F



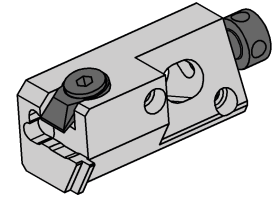
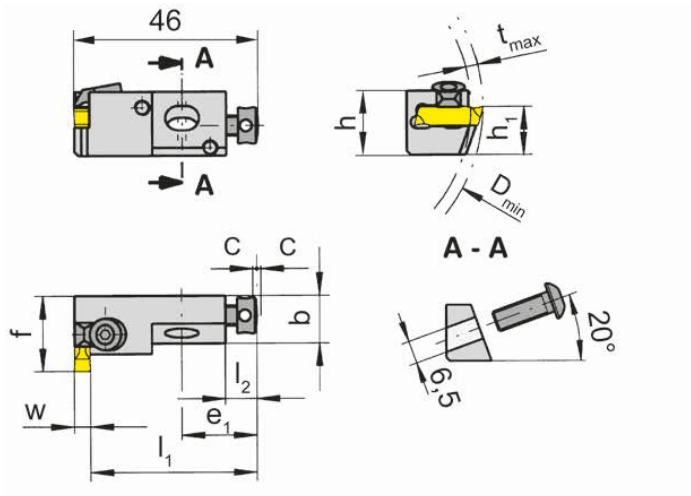
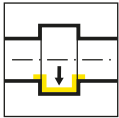
硬质合金牌号
Carbide grades

▲ 库存
on stock

△ 4周
4 weeks

F

产品型号 Part number	w	a ₁	D _{min}	t ₁	r ₁	HIS	K10	P20	TC92	TF45	TI25	TN32	TN35
217.0010.20	2	0.1	20	0.75	1	21702	▲	▲	△	△	△	▲	▲
217.0015.30	3	0.1	20	1	1.5	21703	△	▲				▲	▲
217.0020.40	4	0.1	20	1.25	2	21704		▲					▲
217.0025.50	5	0.1	20	1.5	2.5	21704	▲	▲					
P	●	●	●	●	●	●	●	●	●	●	●	●	●
M	○	-	-	●	●	-	●	●	●	●	-	●	●
K	●	-	-	●	●	-	●	●	●	●	-	●	●
N	●	-	-	●	●	-	●	●	●	●	-	●	●
S	○	-	-	●	●	-	●	●	●	●	-	●	●
H	-	-	-	-	-	-	-	-	-	-	-	-	-



R=右手型-如图
R = right hand version shown

L=左手型
L = left hand version

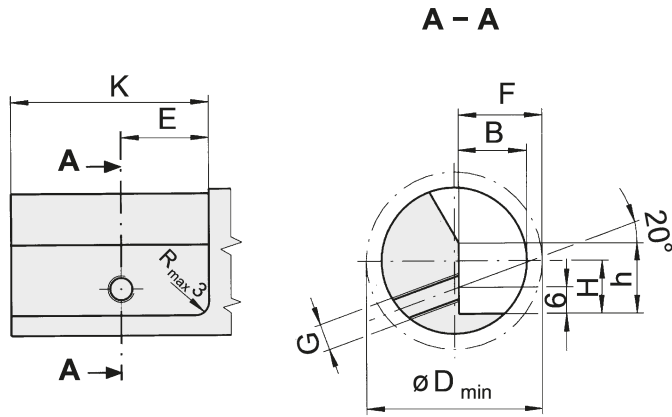
产品型号 Part number	h	b	h ₁	f	l ₁	E ₁	l ₂	C	D _{min}	t _{max}	HWS
R232.1212.01	16	12	12	19	44.4	19	8	1	40	3	21701
R232.1212.03	16	12	12	19	42.4	19	8	1	40	3	21703
R232.1212.04	16	12	12	19	40.7	19	8	1	40	3	21704

底座尺寸见下一页
Dimensions of seating see following page

配件
Spare Parts

刀夹 Cartridge	锁紧螺钉 Clamping Screw	螺钉 Screw	压板 Clamping element
R232.1212....	4.08.913	6.20.232	8.3
R232.1212.04	4.08.913	6.20.232	8.4

F



F

刀夹 Cartridge	F	G	H	K	E	B	h	D _{min}	紧固螺钉 Fastening screw
232.1212...	19	M6	12	45	20	15.5	16	40	6.20.232

224



G

刀杆和刀片

槽宽2 - 6 mm

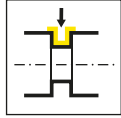
Toolholder and Inserts

Width of groove 2 - 6 mm

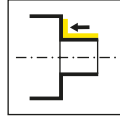
槽型及进给
Geometries and feed rates

页/Page
148-152

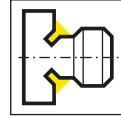
刀杆
Toolholder
H224/B224



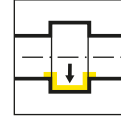
页/Page
153-162,
164-171



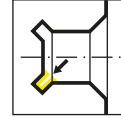
页/Page
163



页/Page
172

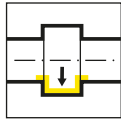


页/Page
173-177



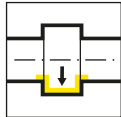
页/Page
182-183

常规刀柄
Basic toolholder
B224



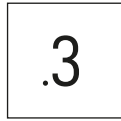
页/Page
178-179

刀夹
Cassette
BK224



页/Page
180-181


可转位刀片
Indexable insert
S224



页/Page
184



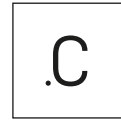
页/Page
185



页/Page
186



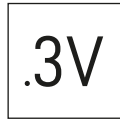
页/Page
187



页/Page
188



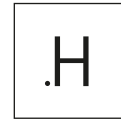
页/Page
189



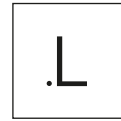
页/Page
190, 206



页/Page
191



页/Page
192



页/Page
193



页/Page
195



页/Page
196




页/Page
197



页/Page
198



页/Page
199



页/Page
200



页/Page
201



页/Page
202



页/Page
203

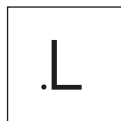


页/Page
204



页/Page
205

刀片
Insert
S124



页/Page
194



槽型 Geometry	材料 Material	进给 f [mm/U] Feed rate f [mm/rev]	加工方式 Machining
	<div style="display: flex; gap: 10px;"> <div style="border: 1px solid black; padding: 2px;">N</div> <div style="border: 1px solid black; padding: 2px;">S</div> <div style="border: 1px solid black; padding: 2px;">H</div> </div>	<p style="text-align: center;">↓</p> <p style="text-align: center;">↔ 0.15-0.40</p>	
	<div style="display: flex; gap: 10px;"> <div style="border: 1px solid black; padding: 2px;">P</div> <div style="border: 1px solid black; padding: 2px;">M</div> <div style="border: 1px solid black; padding: 2px;">K</div> </div> <div style="display: flex; gap: 10px; margin-top: 5px;"> <div style="border: 1px solid black; padding: 2px;">N</div> <div style="border: 1px solid black; padding: 2px;">S</div> <div style="border: 1px solid black; padding: 2px;">H</div> </div>	<p style="text-align: center;">↓ 0.10-0.45</p> <p style="text-align: center;">↔ 0.15-0.60</p>	
	<div style="display: flex; gap: 10px;"> <div style="border: 1px solid black; padding: 2px;">P</div> <div style="border: 1px solid black; padding: 2px;">M</div> <div style="border: 1px solid black; padding: 2px;">K</div> </div> <div style="display: flex; gap: 10px; margin-top: 5px;"> <div style="border: 1px solid black; padding: 2px;">N</div> <div style="border: 1px solid black; padding: 2px;">S</div> <div style="border: 1px solid black; padding: 2px;">H</div> </div>	<p style="text-align: center;">↓ 0.05-0.30</p> <p style="text-align: center;">↔ 0.10-0.30</p>	
	<div style="display: flex; gap: 10px;"> <div style="border: 1px solid black; padding: 2px;">P</div> <div style="border: 1px solid black; padding: 2px;">M</div> <div style="border: 1px solid black; padding: 2px;">K</div> </div> <div style="display: flex; gap: 10px; margin-top: 5px;"> <div style="border: 1px solid black; padding: 2px;">N</div> <div style="border: 1px solid black; padding: 2px;">S</div> <div style="border: 1px solid black; padding: 2px;">H</div> </div>	<p style="text-align: center;">↓ 0.02-0.10</p>	
	<div style="display: flex; gap: 10px;"> <div style="border: 1px solid black; padding: 2px;">P</div> <div style="border: 1px solid black; padding: 2px;">M</div> <div style="border: 1px solid black; padding: 2px;">K</div> </div> <div style="display: flex; gap: 10px; margin-top: 5px;"> <div style="border: 1px solid black; padding: 2px;">N</div> <div style="border: 1px solid black; padding: 2px;">S</div> <div style="border: 1px solid black; padding: 2px;">H</div> </div>	<p style="text-align: center;">↓ 0.03-0.15</p> <p style="text-align: center;">↔ 0.05-0.20</p>	

G

槽型及进给

Geometries and feed rates

槽型 Geometry	材料 Material	进给 f [mm/U] Feed rate f [mm/rev]	加工方式 Machining
.ZG	N S H	↓ ↔ 0.05-0.20	
.3V	P M K N S H	↓ 0.05-0.20	
.EN	P M K N S H	↓ 0.10-0.45	
.H	P M K N S H	↓ 0.15-0.25 ↔ 0.10-0.25	
.L	P M K N S H	↓ 0.10-0.22 ↔ 0.05-0.20	



槽型及进给

Geometries and feed rates



槽型 Geometry	材料 Material	进给 f [mm/U] Feed rate f [mm/rev]	加工方式 Machining						
	<table border="1"> <tr> <td>P</td> <td>M</td> <td>K</td> </tr> <tr> <td>N</td> <td>S</td> <td>H</td> </tr> </table>	P	M	K	N	S	H	↓ 0.15-0.25 ↔ 0.15-0.40	
P	M	K							
N	S	H							
	<table border="1"> <tr> <td>P</td> <td>M</td> <td>K</td> </tr> <tr> <td>N</td> <td>S</td> <td>H</td> </tr> </table>	P	M	K	N	S	H	↓ 0.10-0.45 ↔ 0.15-0.60	
P	M	K							
N	S	H							
	<table border="1"> <tr> <td>P</td> <td>M</td> <td>K</td> </tr> <tr> <td>N</td> <td>S</td> <td>H</td> </tr> </table>	P	M	K	N	S	H	↓ 0.05-0.30 ↔ 0.10-0.30	
P	M	K							
N	S	H							
	<table border="1"> <tr> <td>P</td> <td>M</td> <td>K</td> </tr> <tr> <td>N</td> <td>S</td> <td>H</td> </tr> </table>	P	M	K	N	S	H	↓ 0.02-0.10	
P	M	K							
N	S	H							
	<table border="1"> <tr> <td>P</td> <td>M</td> <td>K</td> </tr> <tr> <td>N</td> <td>S</td> <td>H</td> </tr> </table>	P	M	K	N	S	H	↓ 0.03-0.15 ↔ 0.05-0.20	
P	M	K							
N	S	H							

G

槽型及进给

Geometries and feed rates

槽型 Geometry	材料 Material	进给 f [mm/U] Feed rate f [mm/rev]	加工方式 Machining						
	<table border="1"> <tr> <td>P</td> <td>M</td> <td>K</td> </tr> <tr> <td>N</td> <td>S</td> <td>H</td> </tr> </table>	P	M	K	N	S	H	↓ 0.10-0.22 ↔ 0.05-0.20	
P	M	K							
N	S	H							
	<table border="1"> <tr> <td>P</td> <td>M</td> <td>K</td> </tr> <tr> <td>N</td> <td>S</td> <td>H</td> </tr> </table>	P	M	K	N	S	H	↓ 0.05-0.20	
P	M	K							
N	S	H							
	<table border="1"> <tr> <td>P</td> <td>M</td> <td>K</td> </tr> <tr> <td>N</td> <td>S</td> <td>H</td> </tr> </table>	P	M	K	N	S	H	↓ 0.10-0.45	
P	M	K							
N	S	H							
	<table border="1"> <tr> <td>P</td> <td>M</td> <td>K</td> </tr> <tr> <td>N</td> <td>S</td> <td>H</td> </tr> </table>	P	M	K	N	S	H	↓ 0.15-0.25 ↔ 0.10-0.25	
P	M	K							
N	S	H							
	<table border="1"> <tr> <td>P</td> <td>M</td> <td>K</td> </tr> <tr> <td>N</td> <td>S</td> <td>H</td> </tr> </table>	P	M	K	N	S	H	↓ 0.10-0.22 ↔ 0.05-0.20	
P	M	K							
N	S	H							

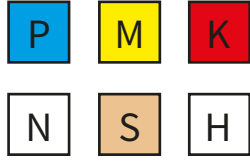


槽型及进给


Geometries and feed rates

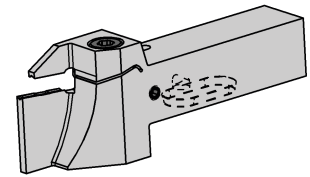
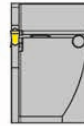
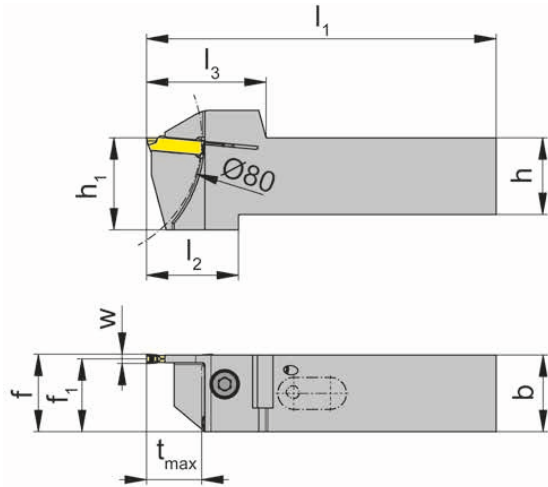
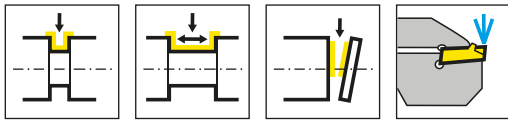


槽型 Geometry	材料 Material	进给 f [mm/U] Feed rate f [mm/rev]	加工方式 Machining
----------------	----------------	-------------------------------------	-------------------



↔ 0.05-0.2





L=左手型-如图
L = left hand version shown

R=右手型
R = right hand version

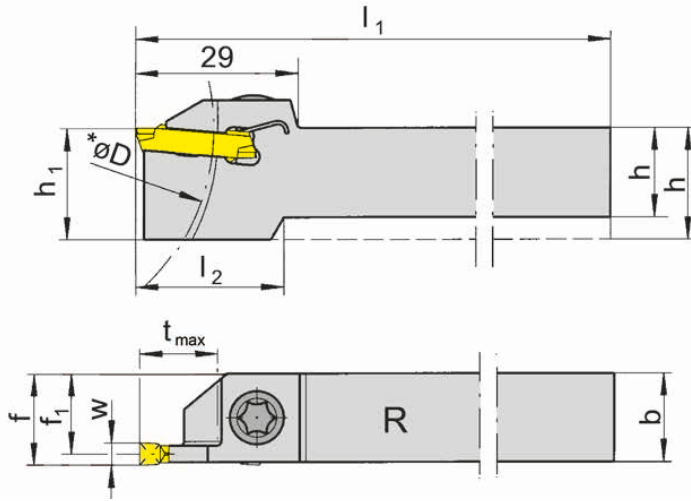
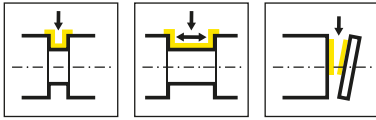
产品型号 Part number	h	b	l ₁	l ₂	l ₃	h ₁	f ₁	f	t _{max}	HWS
RH224.1616.3.23.IK	16	16	87	33	39	25	14.75	f ₁ +w/2	18	224039
RH224.2020.3.23.IK	20	20	99	30	39	25	18.75	f ₁ +w/2	18	224039
RH224.2525.3.23.IK	25	25	114	30	39	30	23.75	f ₁ +w/2	18	224039
LH224.1616.3.23.IK	16	16	87	33	39	25	14.75	f ₁ +w/2	18	224039
LH224.2020.3.23.IK	20	20	99	30	39	25	18.75	f ₁ +w/2	18	224039
LH224.2525.3.23.IK	25	25	114	30	39	30	23.75	f ₁ +w/2	18	224039

w见刀片
w see indexable inserts

配件
Spare Parts

刀杆 Toolholder	锁紧螺钉 Clamping Screw	TORX PLUS®扳手 TORX PLUS® Wrench
R/LH224...	6.23T25P	T25PQ





R=右手型-如图
R = right hand version shown

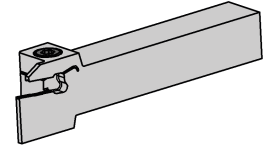
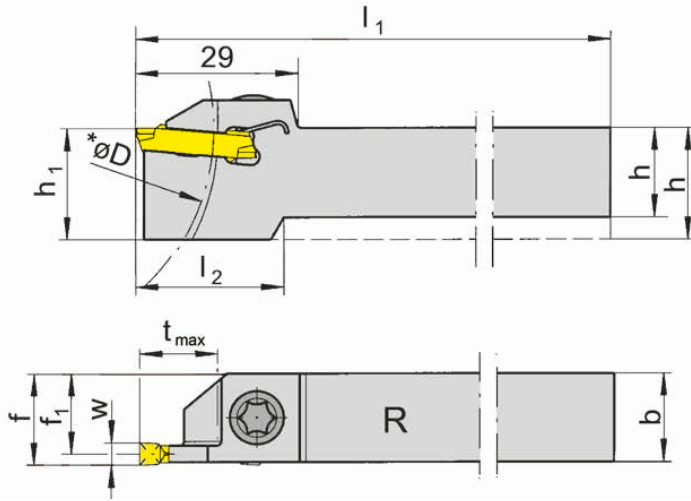
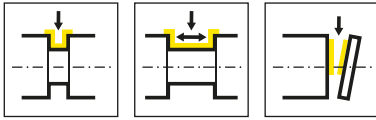
L=左手型
L = left hand version

产品型号 Part number	h	b	l ₁	l ₂	h ₁	f ₁	f	t _{max}	D _{max}	夹持范围 Clamping range	HWS
RH224.1616.01	16	16	125	25	20	15.3	f ₁ +w/2	14	80	2.0-2.4	224018
RH224.2020.01	20	20	125	-	20	19.3	f ₁ +w/2	14	80	2.0-2.4	224018
RH224.2525.01	25	25	150	-	25	24.3	f ₁ +w/2	14	80	2.0-2.4	224018
RH224.1616.02	16	16	125	25	20	15.1	f ₁ +w/2	14	80	2.4-2.8	224028
RH224.2020.02	20	20	125	-	20	19.1	f ₁ +w/2	14	80	2.4-2.8	224028
RH224.2525.02	25	25	150	-	25	24.1	f ₁ +w/2	14	80	2.4-2.8	224028
RH224.1616.03	16	16	125	25	20	14.9	f ₁ +w/2	14	80	2.8-3.7	224038
RH224.2020.03	20	20	125	-	20	18.9	f ₁ +w/2	14	80	2.8-3.7	224038
RH224.2525.03	25	25	150	-	25	23.9	f ₁ +w/2	14	80	2.8-3.7	224038
LH224.1616.01	16	16	125	25	20	15.3	f ₁ +w/2	14	80	2.0-2.4	224018
LH224.2020.01	20	20	125	-	20	19.3	f ₁ +w/2	14	80	2.0-2.4	224018
LH224.2525.01	25	25	150	-	25	24.3	f ₁ +w/2	14	80	2.0-2.4	224018
LH224.1616.02	16	16	125	25	20	15.1	f ₁ +w/2	14	80	2.4-2.8	224028
LH224.2020.02	20	20	125	-	20	19.1	f ₁ +w/2	14	80	2.4-2.8	224028
LH224.2525.02	25	25	150	-	25	24.1	f ₁ +w/2	14	80	2.4-2.8	224028
LH224.1616.03	16	16	125	25	20	14.9	f ₁ +w/2	14	80	2.8-3.7	224038
LH224.2020.03	20	20	125	-	20	18.9	f ₁ +w/2	14	80	2.8-3.7	224038
LH224.2525.03	25	25	150	-	25	23.9	f ₁ +w/2	14	80	2.8-3.7	224038

w见刀片
w see indexable inserts

配件
Spare Parts

刀杆 Toolholder	锁紧螺钉 Clamping Screw	TORX PLUS®扳手 TORX PLUS® Wrench
R/LH224...	6.23T25P	T25PQ



R=右手型-如图
R = right hand version shown

L=左手型
L = left hand version

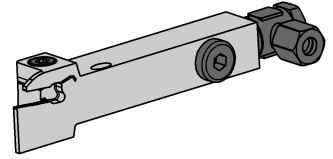
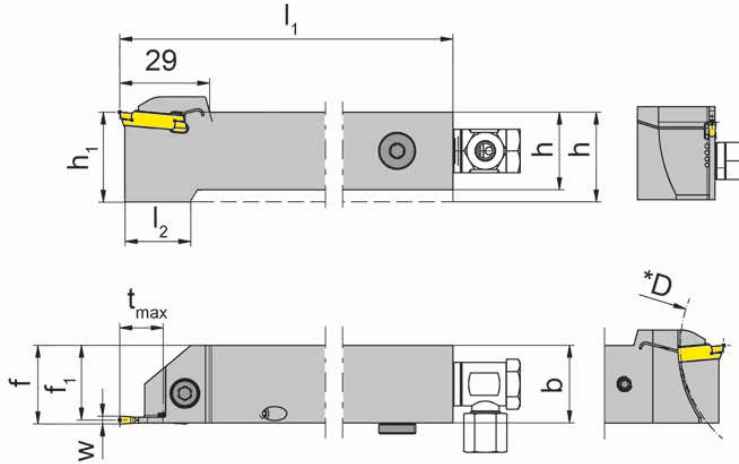
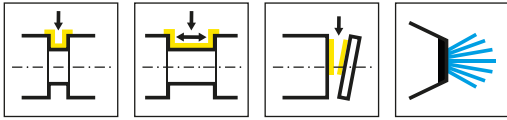
产品型号 Part number	h	b	l ₁	l ₂	h ₁	f ₁	f	t _{max}	D _{max}	夹持范围 Clamping range	HWS
RH224.1616.04	16	16	125	25	20	14.55	f ₁ +w/2	14	80	3.7-4.4	224048
RH224.2020.04	20	20	125	-	20	18.55	f ₁ +w/2	14	80	3.7-4.4	224048
RH224.2525.04	25	25	150	-	25	23.55	f ₁ +w/2	14	80	3.7-4.4	224048
RH224.1616.05	16	16	125	-	20	18.15	f ₁ +w/2	14	80	4.4-5.1	224058
RH224.2020.05	20	20	125	-	20	18.15	f ₁ +w/2	14	80	4.4-5.1	224058
RH224.2525.05	25	25	150	-	25	23.15	f ₁ +w/2	14	80	4.4-5.1	224058
RH224.2020.06	20	20	125	-	20	17.75	f ₁ +w/2	14	80	5.1-6.1	224068
RH224.2525.06	25	25	150	-	25	22.75	f ₁ +w/2	14	80	5.1-6.1	224068
LH224.1616.04	16	16	125	25	20	14.55	f ₁ +w/2	14	80	3.7-4.4	224048
LH224.2020.04	20	20	125	-	20	18.55	f ₁ +w/2	14	80	3.7-4.4	224048
LH224.2525.04	25	25	150	-	25	23.55	f ₁ +w/2	14	80	3.7-4.4	224048
LH224.1616.05	16	16	125	-	20	18.15	f ₁ +w/2	14	80	4.4-5.1	224058
LH224.2020.05	20	20	125	-	20	18.15	f ₁ +w/2	14	80	4.4-5.1	224058
LH224.2525.05	25	25	150	-	25	23.15	f ₁ +w/2	14	80	4.4-5.1	224058
LH224.2020.06	20	20	125	-	20	17.75	f ₁ +w/2	14	80	5.1-6.1	224068
LH224.2525.06	25	25	150	-	25	22.75	f ₁ +w/2	14	80	5.1-6.1	224068

w见刀片
w see indexable inserts

配件
Spare Parts

刀杆 Toolholder	锁紧螺钉 Clamping Screw	TORX PLUS®扳手 TORX PLUS® Wrench
R/LH224...	6.23T25P	T25PQ





R=右手型-如图
R = right hand version shown

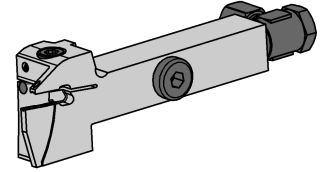
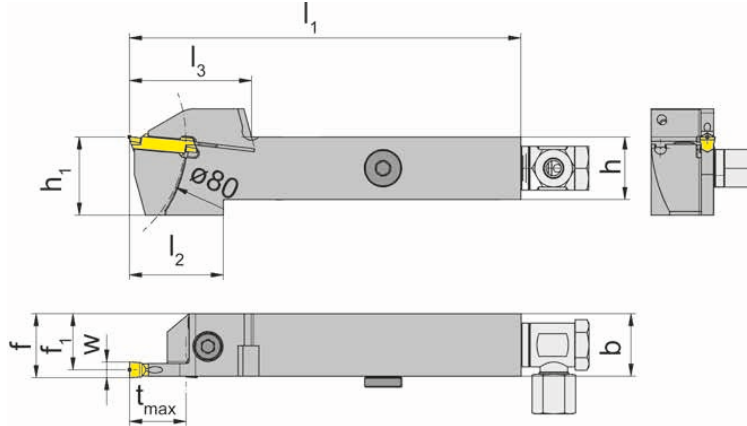
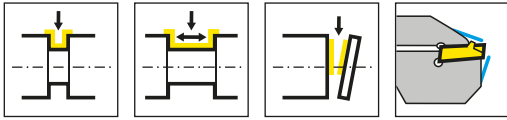
L=左手型
L = left hand version

产品型号 Part number	h	b	l ₁	l ₂	h ₁	f ₁	f	t _{max}	D _{max}	夹持范围 Clamping range	HWS
RH224.1616.01.IK	16	16	125	25	20	15.3	f ₁ +w/2	14	80	2.0-2.4	224018
RH224.2020.01.IK	20	20	125	-	20	19.3	f ₁ +w/2	14	80	2.0-2.4	224018
RH224.2525.01.IK	25	25	150	-	25	24.3	f ₁ +w/2	14	80	2.0-2.4	224018
RH224.1616.02.IK	16	16	125	25	20	15.1	f ₁ +w/2	14	80	2.4-2.8	224028
RH224.2020.02.IK	20	20	125	-	20	19.1	f ₁ +w/2	14	80	2.4-2.8	224028
RH224.1616.03.IK	16	16	125	25	20	14.9	f ₁ +w/2	14	80	2.8-3.7	224038
RH224.2020.03.IK	20	20	125	-	20	18.9	f ₁ +w/2	14	80	2.8-3.7	224038
RH224.2525.03.IK	25	25	150	-	25	23.9	f ₁ +w/2	14	80	2.8-3.7	224038
LH224.1616.01.IK	16	16	125	25	20	15.3	f ₁ +w/2	14	80	2.0-2.4	224018
LH224.2020.01.IK	20	20	125	-	20	19.3	f ₁ +w/2	14	80	2.0-2.4	224018
LH224.2525.01.IK	25	25	150	-	25	24.3	f ₁ +w/2	14	80	2.0-2.4	224018
LH224.1616.02.IK	16	16	125	25	20	15.1	f ₁ +w/2	14	80	2.4-2.8	224028
LH224.2020.02.IK	20	20	125	-	20	19.1	f ₁ +w/2	14	80	2.4-2.8	224028
LH224.2525.02.IK	25	25	150	-	25	24.1	f ₁ +w/2	14	80	2.4-2.8	224028
LH224.1616.03.IK	16	16	125	25	20	14.9	f ₁ +w/2	14	80	2.8-3.7	224038
LH224.2020.03.IK	20	20	125	-	20	18.9	f ₁ +w/2	14	80	2.8-3.7	224038
LH224.2525.03.IK	25	25	150	-	25	23.9	f ₁ +w/2	14	80	2.8-3.7	224038

w见刀片
w see indexable inserts

配件
Spare Parts

刀杆 Toolholder	冷却液供应 Coolant supply	锁紧螺钉 Clamping Screw	TORX PLUS®扳手 TORX PLUS® Wrench	螺钉 Screw Plug
R/LH224...	004.00.16	6.23T25P	T25PQ	004.00.26
LH224.2525.02.IK	004.00.16	6.23T25P	T25PQ	004.00.26



R=右手型-如图
R = right hand version shown

L=左手型
L = left hand version

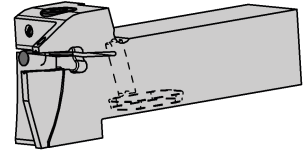
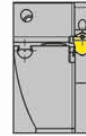
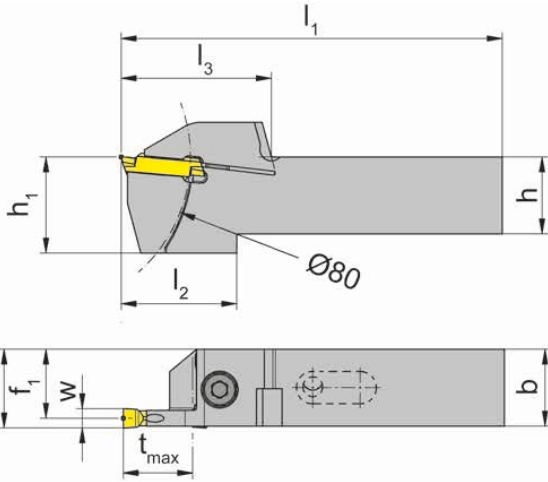
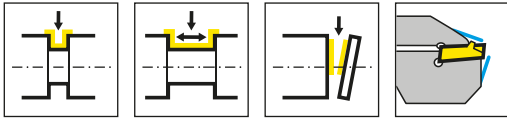
产品型号 Part number	h	b	l ₁	l ₂	l ₃	h ₁	f ₁	f	t _{max}	HWS
RH224.1616.0.03.IK	16	16	125	29	35	25	14.75	f ₁ +w/2	14	224038
RH224.2020.0.03.IK	20	20	125	26	35	25	18.75	f ₁ +w/2	14	224038
RH224.2525.0.03.IK	25	25	150	26	35	30	23.75	f ₁ +w/2	14	224038
RH224.1616.0.04.IK	16	16	125	29	35	25	14.3	f ₁ +w/2	14	224048
RH224.2020.0.04.IK	20	20	125	26	35	25	18.3	f ₁ +w/2	14	224048
RH224.1616.0.05.IK	16	16	125	29	35	25	13.95	f ₁ +w/2	14	224058
RH224.2020.0.05.IK	20	20	125	26	35	25	17.95	f ₁ +w/2	14	224058
RH224.2525.0.05.IK	25	25	150	26	35	30	22.95	f ₁ +w/2	14	224058
LH224.1616.0.03.IK	16	16	125	29	35	25	14.75	f ₁ +w/2	14	224038
LH224.2020.0.03.IK	20	20	125	26	35	25	18.75	f ₁ +w/2	14	224038
LH224.2525.0.03.IK	25	25	150	26	35	30	23.75	f ₁ +w/2	14	224038
LH224.1616.0.04.IK	16	16	125	29	35	25	14.3	f ₁ +w/2	14	224048
LH224.2020.0.04.IK	20	20	125	26	35	25	18.3	f ₁ +w/2	14	224048
LH224.1616.0.05.IK	16	16	125	29	35	25	13.95	f ₁ +w/2	14	224058
LH224.2525.0.05.IK	25	25	150	26	35	30	22.95	f ₁ +w/2	14	224058

w见刀片
w see indexable inserts

配件
Spare Parts

刀杆 Toolholder	冷却液供应 Coolant supply	锁紧螺钉 Clamping Screw	TORX PLUS®扳手 TORX PLUS® Wrench	螺钉 Screw Plug
R/LH224...	004.00.16	6.23T25P	T25PQ	004.00.26





R=右手型-如图
R = right hand version shown

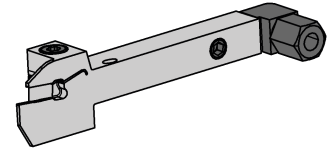
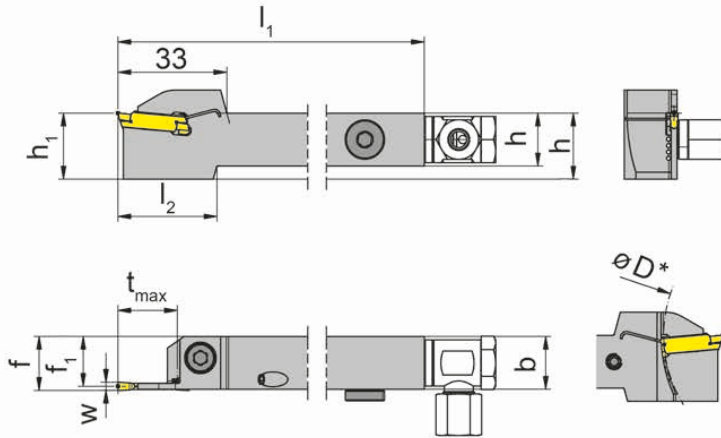
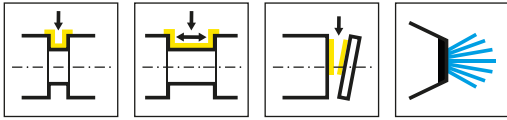
L=左手型
L = left hand version

产品型号 Part number	h	b	l ₁	l ₂	l ₃	h ₁	f ₁	f	t _{max}	HWS
RH224.1616.2.03.IK	16	16	83	29	35	25	14.75	f ₁ +w/2	14	224038
RH224.1616.2.04.IK	16	16	83	29	35	25	14.3	f ₁ +w/2	14	224048
RH224.2020.2.03.IK	20	20	95	26	35	25	18.75	f ₁ +w/2	14	224038
RH224.2020.2.04.IK	20	20	95	26	35	25	18.3	f ₁ +w/2	14	224048
RH224.2020.2.05.IK	20	20	95	26	35	25	17.95	f ₁ +w/2	14	224058
RH224.2525.2.03.IK	25	25	110	26	35	30	23.75	f ₁ +w/2	14	224038
RH224.2525.2.04.IK	25	25	110	26	35	30	23.3	f ₁ +w/2	14	224048
RH224.2525.2.05.IK	25	25	110	26	35	30	22.95	f ₁ +w/2	14	224058
LH224.1616.2.03.IK	16	16	83	29	35	25	14.75	f ₁ +w/2	14	224038
LH224.1616.2.04.IK	16	16	83	29	35	25	14.3	f ₁ +w/2	14	224048
LH224.1616.2.05.IK	16	16	83	29	35	25	13.95	f ₁ +w/2	14	224058
LH224.2020.2.03.IK	20	20	95	26	35	25	18.75	f ₁ +w/2	14	224038
LH224.2020.2.04.IK	20	20	95	26	35	25	18.3	f ₁ +w/2	14	224048
LH224.2020.2.05.IK	20	20	95	26	35	25	17.95	f ₁ +w/2	14	224058
LH224.2525.2.03.IK	25	25	110	26	35	30	23.75	f ₁ +w/2	14	224038
LH224.2525.2.04.IK	25	25	110	26	35	30	23.3	f ₁ +w/2	14	224048
LH224.2525.2.05.IK	25	25	110	26	35	30	22.95	f ₁ +w/2	14	224058

w见刀片
w see indexable inserts

配件
Spare Parts

刀杆 Toolholder	锁紧螺钉 Clamping Screw	TORX PLUS®扳手 TORX PLUS® Wrench
R/LH224...	6.23T25P	T25PQ
LH224.1616.2.05.IK	6.23T25P	T25PQ



R=右手型-如图
R = right hand version shown

L=左手型
L = left hand version

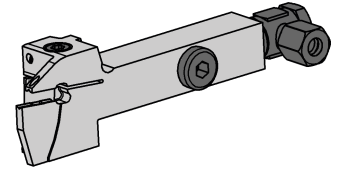
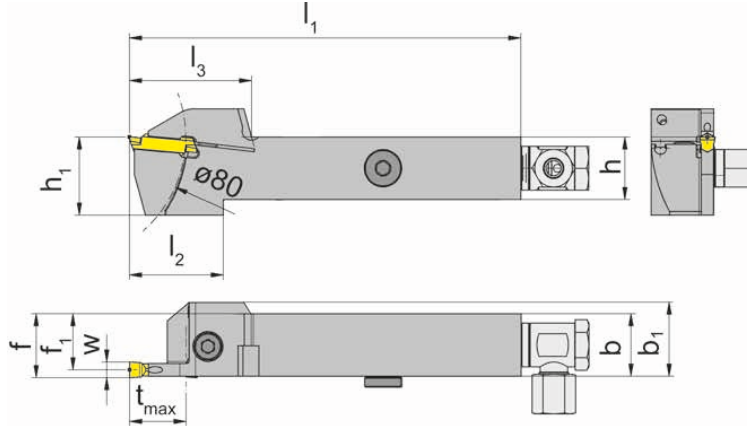
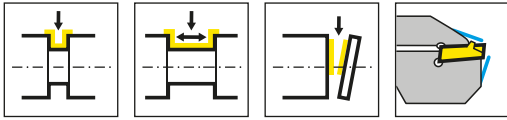
产品型号 Part number	h	b	l ₁	l ₂	h ₁	f ₁	f	t _{max}	D _{max}	夹持范围 Clamping range	HWS
RH224.1212.21.IK	12	12	125	33	20	11.3	f ₁ +w/2	18	80	2.0-2.4	224018
RH224.1616.21.IK	16	16	125	30	20	15.3	f ₁ +w/2	18	80	2.0-2.4	224018
RH224.2020.21.IK	20	20	125	-	20	19.3	f ₁ +w/2	18	80	2.0-2.4	224018
RH224.2525.21.IK	25	25	150	-	25	24.3	f ₁ +w/2	18	80	2.0-2.4	224018
RH224.1616.22.IK	16	16	125	30	20	15.1	f ₁ +w/2	18	80	2.4-2.8	224028
RH224.2020.22.IK	20	20	125	-	20	19.1	f ₁ +w/2	18	80	2.4-2.8	224028
RH224.2525.22.IK	25	25	150	-	25	24.1	f ₁ +w/2	18	80	2.4-2.8	224028
RH224.1212.23.IK	12	12	125	33	20	10.9	f ₁ +w/2	18	80	2.8-3.7	224038
RH224.1616.23.IK	16	16	125	30	20	14.9	f ₁ +w/2	18	80	2.8-3.7	224038
RH224.2020.23.IK	20	20	125	-	20	18.9	f ₁ +w/2	18	80	2.8-3.7	224038
RH224.2525.23.IK	25	25	150	-	25	23.9	f ₁ +w/2	18	80	2.8-3.7	224038
LH224.1212.21.IK	12	12	125	33	20	11.3	f ₁ +w/2	18	80	2.0-2.4	224018
LH224.1616.21.IK	16	16	125	30	20	15.3	f ₁ +w/2	18	80	2.0-2.4	224018
LH224.2020.21.IK	20	20	125	-	20	19.3	f ₁ +w/2	18	80	2.0-2.4	224018
LH224.2525.21.IK	25	25	150	-	25	24.3	f ₁ +w/2	18	80	2.0-2.4	224018
LH224.1212.22.IK	12	12	125	33	20	11.1	f ₁ +w/2	18	80	2.4-2.8	224028
LH224.1616.22.IK	16	16	125	30	20	15.1	f ₁ +w/2	18	80	2.4-2.8	224028
LH224.2020.22.IK	20	20	125	-	20	19.1	f ₁ +w/2	18	80	2.4-2.8	224028
LH224.2525.22.IK	25	25	150	-	25	24.1	f ₁ +w/2	18	80	2.4-2.8	224028
LH224.1212.23.IK	12	12	125	33	20	10.9	f ₁ +w/2	18	80	2.8-3.7	224038
LH224.1616.23.IK	16	16	125	30	20	14.9	f ₁ +w/2	18	80	2.8-3.7	224038
LH224.2020.23.IK	20	20	125	-	20	18.9	f ₁ +w/2	18	80	2.8-3.7	224038
LH224.2525.23.IK	25	25	150	-	25	23.9	f ₁ +w/2	18	80	2.8-3.7	224038

w见刀片
w see indexable inserts

配件
Spare Parts

刀杆 Toolholder	冷却液供应 Coolant supply	锁紧螺钉 Clamping Screw	TORX PLUS®扳手 TORX PLUS® Wrench	螺钉 Screw Plug
R/LH224.12....	004.00.22	6.23T25P	T25PQ	
R/LH224.16.../20.../25...	004.00.16	6.23T25P	T25PQ	004.00.26
LH224.2525.23.IK	004.00.61	6.23T25P	T25PQ	





R=右手型-如图
R = right hand version shown

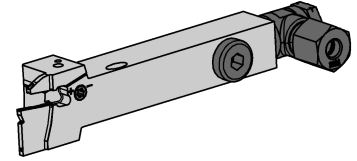
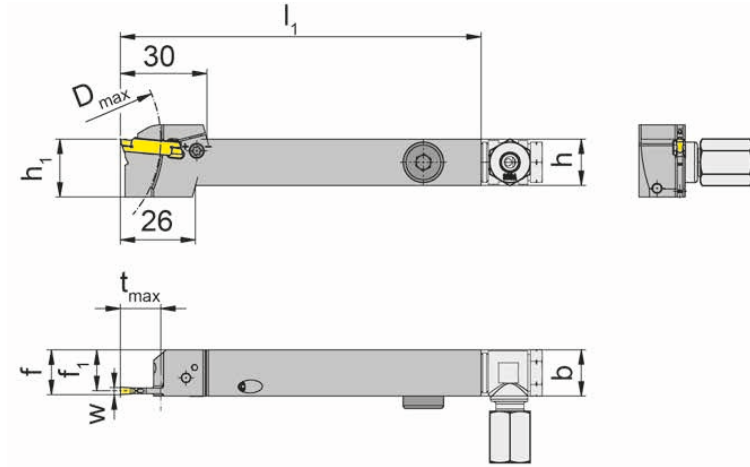
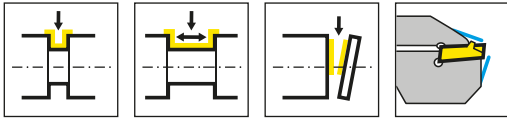
L=左手型
L = left hand version

产品型号 Part number	h	b	l ₁	l ₂	l ₃	h ₁	b ₁	f ₁	f	t _{max}	HWS
RH224.1616.0.23.IK	16	16	125	33	39	25	20	14.75	f ₁ +w/2	18	224038
RH224.2020.0.23.IK	20	20	125	30	39	25	-	18.75	f ₁ +w/2	18	224038
RH224.2525.0.23.IK	25	25	150	30	39	30	-	23.75	f ₁ +w/2	18	224038
RH224.1616.0.24.IK	16	16	125	33	39	25	20	14.3	f ₁ +w/2	18	224048
RH224.2020.0.24.IK	20	20	125	30	39	25	-	18.3	f ₁ +w/2	18	224048
RH224.2525.0.24.IK	25	25	150	30	39	30	-	23.3	f ₁ +w/2	18	224048
RH224.1616.0.25.IK	16	16	125	33	39	25	20	13.95	f ₁ +w/2	18	224058
RH224.2020.0.25.IK	20	20	125	30	39	25	-	17.95	f ₁ +w/2	18	224058
RH224.2525.0.25.IK	25	25	150	30	39	30	-	23.95	f ₁ +w/2	18	224058
LH224.1616.0.23.IK	16	16	125	33	39	25	20	14.75	f ₁ +w/2	18	224038
LH224.2020.0.23.IK	20	20	125	30	39	25	-	18.75	f ₁ +w/2	18	224038
LH224.2525.0.23.IK	25	25	150	30	39	30	-	23.75	f ₁ +w/2	18	224038
LH224.1616.0.24.IK	16	16	125	33	39	25	20	14.3	f ₁ +w/2	18	224048
LH224.2020.0.24.IK	20	20	125	30	39	25	-	18.3	f ₁ +w/2	18	224048
LH224.2525.0.24.IK	25	25	150	30	39	30	-	23.3	f ₁ +w/2	18	224048
LH224.1616.0.25.IK	16	16	125	33	39	25	20	13.95	f ₁ +w/2	18	224058
LH224.2020.0.25.IK	20	20	125	30	39	25	-	17.95	f ₁ +w/2	18	224058
LH224.2525.0.25.IK	25	25	150	30	39	30	-	23.95	f ₁ +w/2	18	224058

w见刀片
w see indexable inserts

配件
Spare Parts

刀杆 Toolholder	冷却液供应 Coolant supply	锁紧螺钉 Clamping Screw	TORX PLUS®扳手 TORX PLUS® Wrench	螺钉 Screw Plug
R/LH224...	004.00.16	6.23T25P	T25PQ	004.00.26




R=右手型-如图
R = right hand version shown

L=左手型
L = left hand version

产品型号 Part number	h	b	l_1	h_1	f_1	f	D_{max}	t_{max}	HWS
RH224.1616.05.62.IK	16	16	125	16	14.2	$f_1+w/2$	80	14	224028
RH224.1616.05.63.IK	16	16	125	16	14.2	$f_1+w/2$	80	14	224038
LH224.1616.05.62.IK	16	16	125	16	14.2	$f_1+w/2$	80	14	224028
LH224.1616.05.63.IK	16	16	125	16	14.2	$f_1+w/2$	80	14	224038

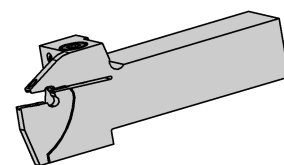
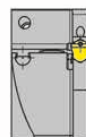
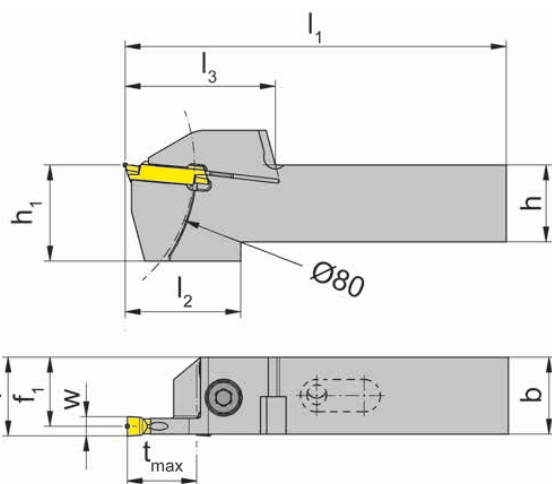
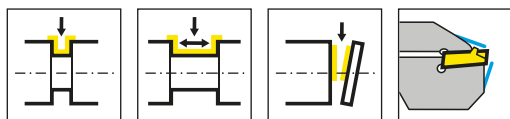
w见刀片
w see indexable inserts



配件
Spare Parts

刀杆 Toolholder	冷却液供应 Coolant supply	螺钉 Screw Plug
R/LH224...	004.00.16	004.00.26





R=右手型-如图
R = right hand version shown

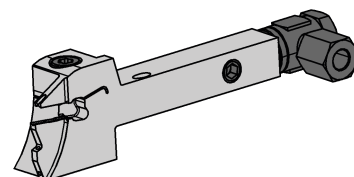
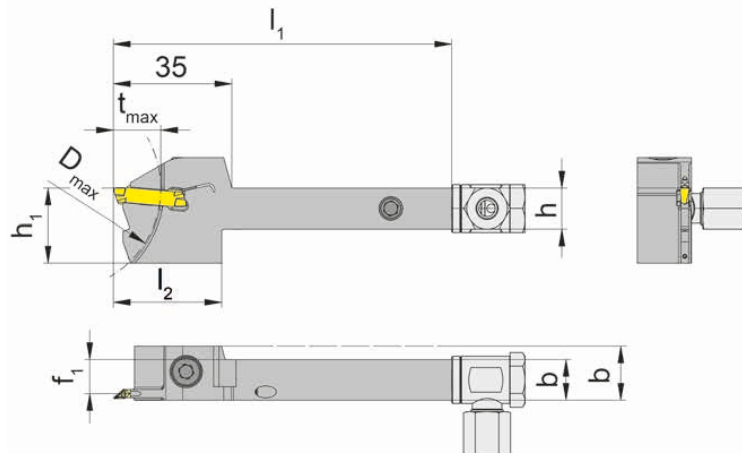
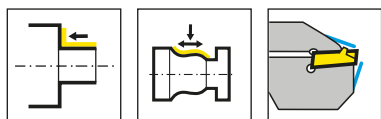
L=左手型
L = left hand version

产品型号 Part number	h	b	l ₁	l ₂	l ₃	h ₁	f ₁	f	t _{max}	HWS
RH224.1616.2.23.IK	16	16	87	33	39	25	14.75	f ₁ +w/2	18	224038
RH224.1616.2.24.IK	16	16	87	33	39	25	14.3	f ₁ +w/2	18	224048
RH224.1616.2.25.IK	16	16	87	33	39	25	13.95	f ₁ +w/2	18	224058
RH224.2020.2.23.IK	20	20	99	30	39	25	18.75	f ₁ +w/2	18	224038
RH224.2020.2.24.IK	20	20	99	30	39	25	18.3	f ₁ +w/2	18	224048
RH224.2020.2.25.IK	20	20	99	30	39	25	17.95	f ₁ +w/2	18	224058
RH224.2525.2.23.IK	25	25	114	30	39	30	23.75	f ₁ +w/2	18	224038
RH224.2525.2.24.IK	25	25	114	30	39	30	23.3	f ₁ +w/2	18	224048
RH224.2525.2.25.IK	25	25	114	30	39	30	22.95	f ₁ +w/2	18	224058
LH224.1616.2.23.IK	16	16	87	33	39	25	14.75	f ₁ +w/2	18	224038
LH224.1616.2.24.IK	16	16	87	33	39	25	14.3	f ₁ +w/2	18	224048
LH224.1616.2.25.IK	16	16	87	33	39	25	13.95	f ₁ +w/2	18	224058
LH224.2020.2.23.IK	20	20	99	30	39	25	18.75	f ₁ +w/2	18	224038
LH224.2020.2.24.IK	20	20	99	30	39	25	18.3	f ₁ +w/2	18	224048
LH224.2020.2.25.IK	20	20	99	30	39	25	17.95	f ₁ +w/2	18	224058
LH224.2525.2.23.IK	25	25	114	30	39	30	23.75	f ₁ +w/2	18	224038
LH224.2525.2.24.IK	25	25	114	30	39	30	23.3	f ₁ +w/2	18	224048
LH224.2525.2.25.IK	25	25	114	30	39	30	22.95	f ₁ +w/2	18	224058

w见刀片
w see indexable inserts

配件
Spare Parts

刀杆 Toolholder	锁紧螺钉 Clamping Screw	TORX PLUS®扳手 TORX PLUS® Wrench
R/LH224...	6.23T25P	T25PQ



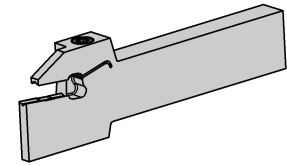
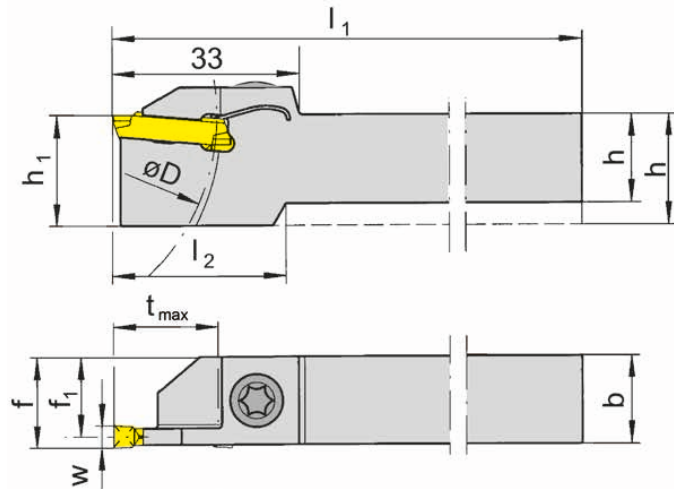
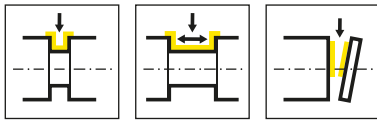
R=右手型-如图
R = right hand version shown

L=左手型-如图
L = left hand version shown

产品型号 Part number	h	b	l ₁	l ₂	h ₁	b ₁	f ₁	D _{max}	t _{max}	HWS
RH224.1212.S.6.03.IK	12	12	100	32	22	16	10.05	60	14	224038
RH224.1616.S.6.03.IK	16	16	125	29	25	16	14.05	60	14	224038
LH224.1212.S.6.03.IK	12	12	100	32	22	16	10.05	60	14	224038
LH224.1616.S.6.03.IK	16	16	125	29	25	16	14.05	60	14	224038

配件
Spare Parts

刀杆 Toolholder	冷却液供应 Coolant supply	锁紧螺钉 Clamping Screw	TORX PLUS®扳手 TORX PLUS® Wrench	螺钉 Screw Plug
R/LH224.1212.S.6.03.IK	004.00.22	6.23T25P	T25PQ	
R/LH224.1616.S.6.03.IK	004.00.16	6.23T25P	T25PQ	004.00.26



R=右手型-如图
R = right hand version shown

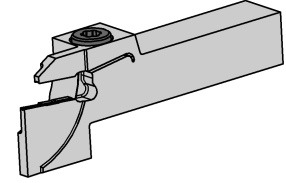
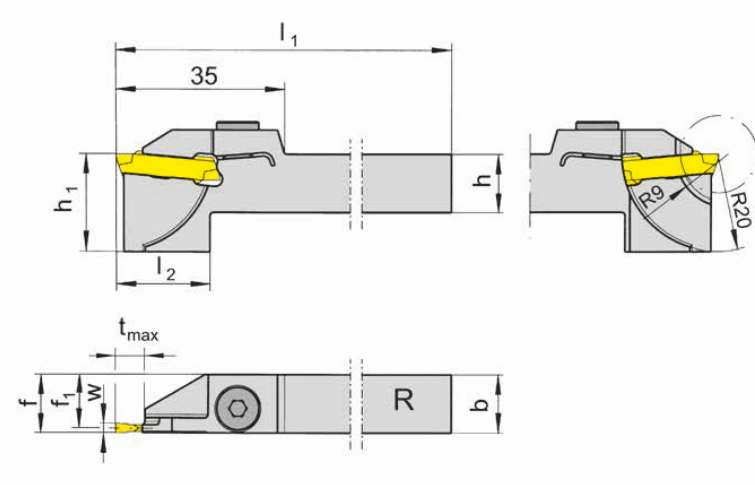
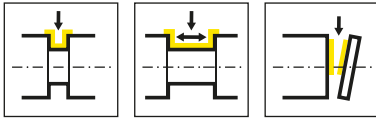
L=左手型
L = left hand version

产品型号 Part number	h	b	l ₁	l ₂	h ₁	f ₁	f	t _{max}	D _{max}	夹持范围 Clamping range	HWS
RH224.1616.21	16	16	125	30	20	15.3	f ₁ +w/2	18	80	2.0-2.4	224018
RH224.1212.21	12	12	125	33	20	11.3	f ₁ +w/2	18	80	2.0-2.4	224018
RH224.2020.21	20	20	125	-	20	19.3	f ₁ +w/2	18	80	2.0-2.4	224018
RH224.2525.21	25	25	150	-	25	24.3	f ₁ +w/2	18	80	2.0-2.4	224018
RH224.1608.02	16	8	100	30	20	7.1	f ₁ +w/2	14	80	2.4-2.8	224028
RH224.1616.22	16	16	125	30	20	15.1	f ₁ +w/2	18	80	2.4-2.8	224028
RH224.2020.22	20	20	125	-	20	19.1	f ₁ +w/2	18	80	2.4-2.8	224028
RH224.2525.22	25	25	150	-	25	24.1	f ₁ +w/2	18	80	2.4-2.8	224028
RH224.1212.22	12	12	125	33	20	11.1	f ₁ +w/2	18	80	2.4-2.8	224028
RH224.1608.23	16	8	100	30	20	6.9	f ₁ +w/2	18	80	2.8-3.7	224038
RH224.1616.23	16	16	125	30	20	14.9	f ₁ +w/2	18	80	2.8-3.7	224038
RH224.2020.23	20	20	125	-	20	18.9	f ₁ +w/2	18	80	2.8-3.7	224038
RH224.2525.23	25	25	150	-	25	23.9	f ₁ +w/2	18	80	2.8-3.7	224038
RH224.1212.23	12	12	125	33	20	10.9	f ₁ +w/2	18	80	2.8-3.7	224038
LH224.1212.21	12	12	125	33	20	11.3	f ₁ +w/2	18	80	2.0-2.4	224018
LH224.1616.21	16	16	125	30	20	15.3	f ₁ +w/2	18	80	2.0-2.4	224018
LH224.2020.21	20	20	125	-	20	19.3	f ₁ +w/2	18	80	2.0-2.4	224018
LH224.2525.21	25	25	150	-	25	24.3	f ₁ +w/2	18	80	2.0-2.4	224018
LH224.1616.22	16	16	125	30	20	15.1	f ₁ +w/2	18	80	2.4-2.8	224028
LH224.2020.22	20	20	125	-	20	19.1	f ₁ +w/2	18	80	2.4-2.8	224028
LH224.1212.22	12	12	125	33	20	11.1	f ₁ +w/2	18	80	2.4-2.8	224028
LH224.2525.22	25	25	150	-	25	24.1	f ₁ +w/2	18	80	2.4-2.8	224028
LH224.1608.23	16	8	100	30	20	6.9	f ₁ +w/2	18	80	2.8-3.7	224038
LH224.1616.23	16	16	125	30	20	14.9	f ₁ +w/2	18	80	2.8-3.7	224038
LH224.2020.23	20	20	125	-	20	18.9	f ₁ +w/2	18	80	2.8-3.7	224038
LH224.2525.23	25	25	150	-	25	23.9	f ₁ +w/2	18	80	2.8-3.7	224038
LH224.1212.23	12	12	125	33	20	10.9	f ₁ +w/2	18	80	2.8-3.7	224038

配件
Spare Parts

w见刀片
w see indexable inserts

刀杆 Toolholder	锁紧螺钉 Clamping Screw	TORX PLUS®扳手 TORX PLUS® Wrench
R/LH224...	6.23T25P	T25PQ
RH224.1608.02	4.15T15P	T15PL
R/LH224.1608.23	4.15T15P	T15PQ



R=右手型-如图
R = right hand version shown

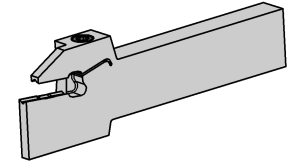
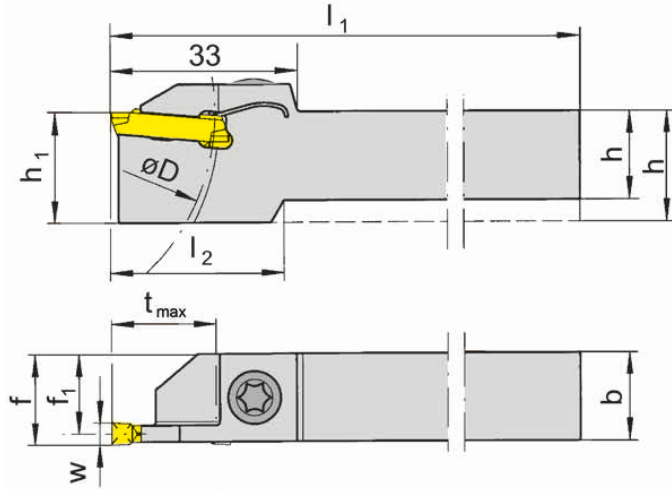
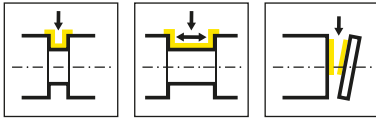
产品型号 Part number	h	b	l ₁	l ₂	h ₁	f ₁	f	t _{max}	夹持范围 Clamping range	HWS
RH224.1212.81	12	12	95	19.5	20	11.1	f ₁ +w/2	8.2	2.0-2.4	224018

w见刀片
w see indexable inserts

配件
Spare Parts

刀杆 Toolholder	锁紧螺钉 Clamping Screw	TORX PLUS®扳手 TORX PLUS® Wrench
RH224.1212.81	6.17T25P	T25PQ





R=右手型-如图
R = right hand version shown

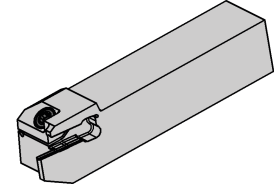
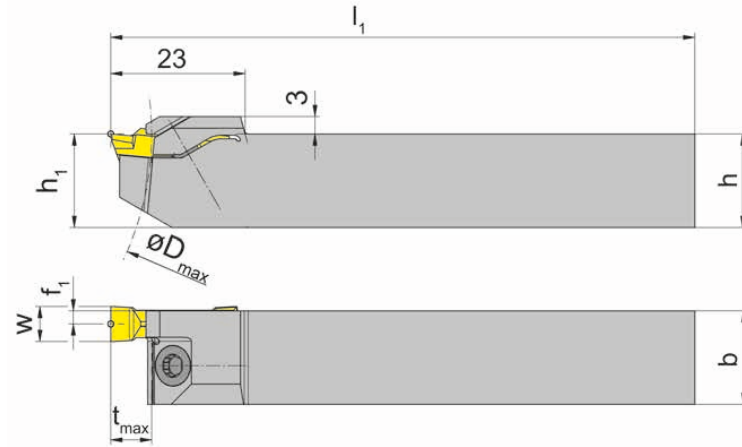
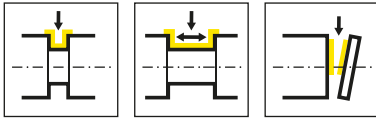
L=左手型
L = left hand version

产品型号 Part number	h	b	l ₁	h ₁	f ₁	f	t _{max}	D _{max}	夹持范围 Clamping range	HWS
RH224.1616.24	16	16	125	20	14.55	f ₁ +w/2	18	80	3.7-4.4	224048
RH224.2020.24	20	20	125	20	18.55	f ₁ +w/2	18	80	3.7-4.4	224048
RH224.2525.24	25	25	150	25	23.5	f ₁ +w/2	18	80	3.7-4.4	224048
RH224.1616.25	16	16	125	20	14.15	f ₁ +w/2	18	80	4.4-5.1	224058
RH224.2020.25	20	20	125	20	18.15	f ₁ +w/2	18	80	4.4-5.1	224058
RH224.2525.25	25	25	150	25	23.15	f ₁ +w/2	18	80	4.4-5.1	224058
RH224.1616.26	16	16	125	20	13.75	f ₁ +w/2	18	80	NaN-NaN	224068
RH224.2020.26	20	20	125	20	17.75	f ₁ +w/2	18	80	NaN-NaN	224068
RH224.2525.26	25	25	150	25	22.75	f ₁ +w/2	18	80	NaN-NaN	224068
LH224.1608.24	16	8	100	16	6.55	f ₁ +w/2	18	80	3.7-4.4	224048
LH224.1616.24	16	16	125	20	14.55	f ₁ +w/2	18	80	3.7-4.4	224048
LH224.2020.24	20	20	125	20	18.55	f ₁ +w/2	18	80	3.7-4.4	224048
LH224.2525.24	25	25	150	25	23.55	f ₁ +w/2	18	80	3.7-4.4	224048
LH224.1616.25	16	16	125	20	14.15	f ₁ +w/2	18	80	4.4-5.1	224058
LH224.2020.25	20	20	125	20	18.15	f ₁ +w/2	18	80	4.4-5.1	224058
LH224.2525.25	25	25	150	25	23.15	f ₁ +w/2	18	80	4.4-5.1	224058
LH224.1616.26	16	16	125	20	13.75	f ₁ +w/2	18	80	5.1-6.1	224068
LH224.2020.26	20	20	125	20	17.75	f ₁ +w/2	18	80	5.1-6.1	224068
LH224.2525.26	25	25	150	25	22.75	f ₁ +w/2	18	80	5.1-6.1	224068

w见刀片
w see indexable inserts

配件
Spare Parts

刀杆 Toolholder	锁紧螺钉 Clamping Screw	TORX PLUS®扳手 TORX PLUS® Wrench
LH224.1608.24	4.15T15P	T15PQ
R/LH224...	6.23T25P	T25PQ



L=左手型-如图
L = left hand version shown

R=右手型
R = right hand version

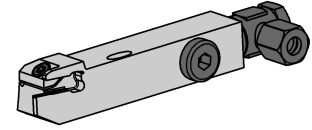
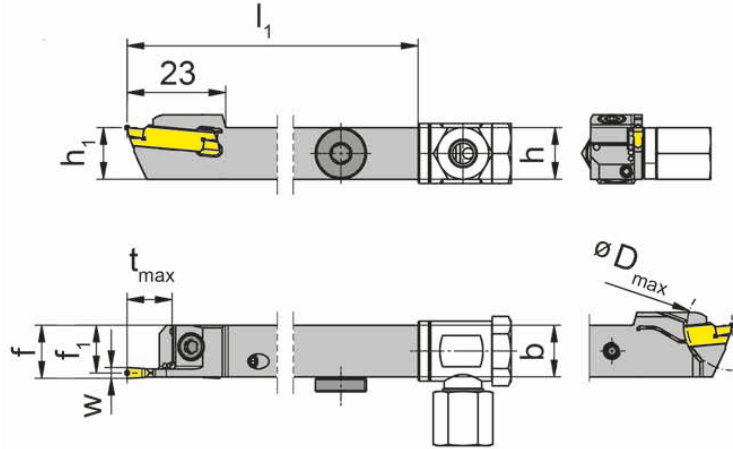
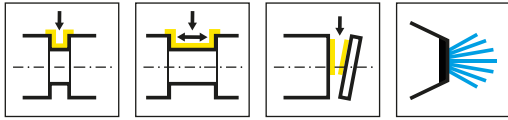
产品型号 Part number	h	b	l ₁	h ₁	f ₁	t _{max}	D _{max}	夹持范围 Clamping range	HWS
RH224.1212.61	12	12	100	12	0.7	7	100	2.0-2.4	224018
RH224.1616.61	16	16	100	16	0.7	7	100	2.0-2.4	224018
RH224.2020.61	20	20	100	20	0.7	7	100	2.0-2.4	224018
RH224.1212.62	12	12	100	12	0.9	7	100	2.4-2.8	224028
RH224.1616.62	16	16	100	16	0.9	7	100	2.4-2.8	224028
RH224.1212.63	12	12	100	12	1.1	7	100	2.8-3.7	224038
RH224.1616.63	16	16	100	16	1.1	7	100	2.8-3.7	224038
RH224.2020.62	20	20	100	20	0.9	7	100	2.4-2.8	224028
RH224.1212.64	12	12	100	12	1.45	7	100	3.7-4.4	224048
RH224.1616.64	16	16	100	16	1.45	7	100	3.7-4.4	224048
RH224.2020.63	20	20	100	20	1.1	7	100	2.8-3.7	224038
RH224.2020.64	20	20	100	20	1.45	7	100	3.7-4.4	224048
LH224.1212.61	12	12	100	12	0.7	7	100	2.0-2.4	224018
LH224.1616.61	16	16	100	16	0.7	7	100	2.0-2.4	224018
LH224.2020.61	20	20	100	20	0.7	7	100	2.0-2.4	224018
LH224.1212.62	12	12	100	12	0.9	7	100	2.4-2.8	224028
LH224.1212.63	12	12	100	12	1.1	7	100	2.8-3.7	224038
LH224.2020.62	20	20	100	20	0.9	7	100	2.4-2.8	224028
LH224.1616.63	16	16	100	16	1.1	7	100	2.8-3.7	224038
LH224.1212.64	12	12	100	12	1.45	7	100	3.7-4.4	224048
LH224.1616.64	16	16	100	16	1.45	7	100	3.7-4.4	224048
LH224.2020.63	20	20	100	20	1.1	7	100	2.8-3.7	224038
LH224.2020.64	20	20	100	20	1.45	7	100	3.7-4.4	224048

w见刀片
w see indexable inserts

配件
Spare Parts

刀杆 Toolholder	锁紧螺钉 Clamping Screw	TORX PLUS®扳手 TORX PLUS® Wrench
R/LH224...	4.12T15EP	T15PL





R=右手型-如图
R = right hand version shown

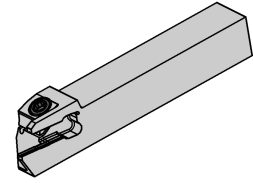
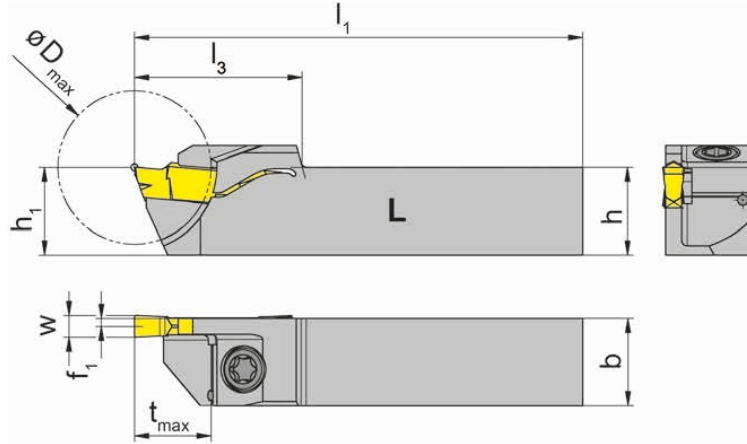
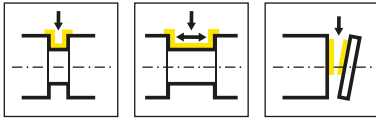
L=左手型
L = left hand version

产品型号 Part number	h	b	l ₁	h ₁	f ₁	f	t _{max}	D _{max}	夹持范围 Clamping range	HWS
RH224.1212.61.IK	12	12	100	12	0.7	f ₁ +w/2	7	100	2.0-2.4	224018
RH224.1616.61.IK	16	16	100	16	0.7	f ₁ +w/2	7	100	2.0-2.4	224018
RH224.2020.61.IK	20	20	100	20	0.7	f ₁ +w/2	7	100	2.0-2.4	224018
RH224.1212.62.IK	12	12	100	12	0.9	f ₁ +w/2	7	100	2.4-2.8	224028
RH224.1616.62.IK	16	16	100	16	0.9	f ₁ +w/2	7	100	2.4-2.8	224028
RH224.1212.63.IK	12	12	100	12	1.1	f ₁ +w/2	7	100	2.8-3.7	224038
RH224.1616.63.IK	16	16	100	16	1.1	f ₁ +w/2	7	100	2.8-3.7	224038
RH224.2020.63.IK	20	20	100	20	1.1	f ₁ +w/2	7	100	2.8-3.7	224038
LH224.1212.61.IK	12	12	100	12	0.7	f ₁ +w/2	7	100	2.0-2.4	224018
LH224.1616.61.IK	16	16	100	16	0.7	f ₁ +w/2	7	100	2.0-2.4	224018
LH224.2020.61.IK	20	20	100	20	0.7	f ₁ +w/2	7	100	2.0-2.4	224018
LH224.1616.62.IK	16	16	100	16	0.9	f ₁ +w/2	7	100	2.4-2.8	224028
LH224.1212.63.IK	12	12	100	12	1.1	f ₁ +w/2	7	100	2.8-3.7	224038
LH224.1616.63.IK	16	16	100	16	1.1	f ₁ +w/2	7	100	2.8-3.7	224038
LH224.2020.63.IK	20	20	100	20	1.1	f ₁ +w/2	7	100	2.8-3.7	224038

w见刀片
w see indexable inserts

配件
Spare Parts

刀杆 Toolholder	锁紧螺钉 Clamping Screw	冷却液供应 Coolant supply	TORX PLUS®扳手 TORX PLUS® Wrench	螺钉 Screw Plug
R/LH224.1212.61.	4.12T15EP	004.00.22	T15PQ	
R/LH224...	4.12T15EP	004.00.16	T15PQ	004.00.26



L=左手型-如图
L = left hand version shown

R=右手型
R = right hand version

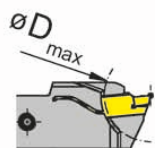
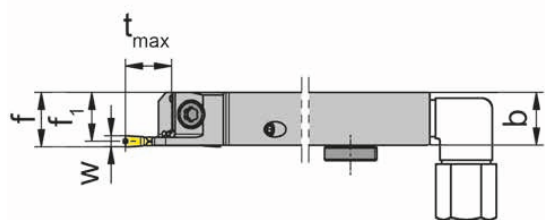
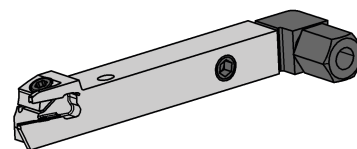
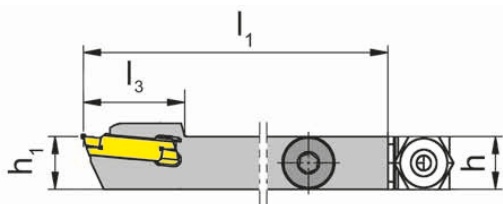
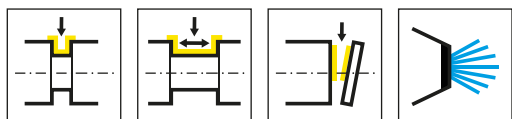
产品型号 Part number	h	b	l ₁	l ₃	h ₁	f ₁	t _{max}	D _{max}	夹持范围 Clamping range	HWS
RH224.1212.20.61	12	12	100	23	12	0.7	10.5	21	2.0-2.4	224018
RH224.1212.20.62	12	12	100	23	12	0.9	10.5	21	2.4-2.8	224028
RH224.1212.20.63	12	12	100	23	12	1.1	10.5	21	2.8-3.7	224038
LH224.1212.20.61	12	12	100	23	12	0.7	10.5	21	2.0-2.4	224018
LH224.1212.20.62	12	12	100	23	12	0.9	10.5	21	2.4-2.8	224028
LH224.1212.20.63	12	12	100	23	12	1.1	10.5	21	2.8-3.7	224038

w见刀片
w see indexable inserts

配件
Spare Parts

刀杆 Toolholder	锁紧螺钉 Clamping Screw	TORX PLUS®扳手 TORX PLUS® Wrench
R/LH224...	4.12T15EP	T15PQ





R=右手型-如图

R = right hand version shown

L=左手型

L = left hand version

产品型号 Part number	h	b	l_1	l_3	h_1	f_1	f	t_{max}	D_{max}	夹持范围 Clamping range	HWS
RH224.1212.20.61.IK	12	12	100	23	12	0.7	$f_1+w/2$	10.5	21	2.0-2.4	224018
RH224.1212.20.62.IK	12	12	100	23	12	0.9	$f_1+w/2$	10.5	21	2.4-2.8	224028
RH224.1212.20.63.IK	12	12	100	23	12	1.1	$f_1+w/2$	10.5	21	2.8-3.7	224038
LH224.1212.20.61.IK	12	12	100	23	12	0.7	$f_1+w/2$	10.5	21	2.0-2.4	224018
LH224.1212.20.63.IK	12	12	100	23	12	1.1	$f_1+w/2$	10.5	21	2.8-3.7	224038

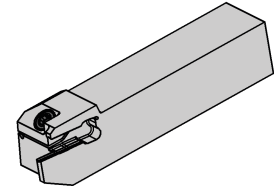
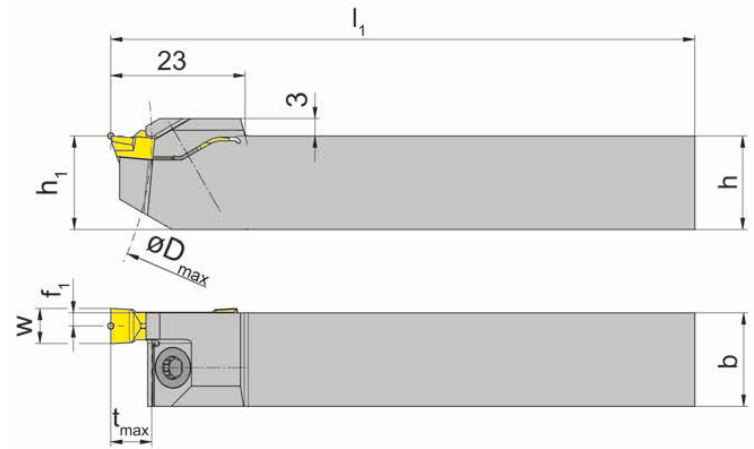
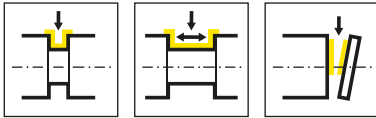
w见刀片

w see indexable inserts

配件

Spare Parts

刀杆 Toolholder	锁紧螺钉 Clamping Screw	冷却液供应 Coolant supply	TORX PLUS®扳手 TORX PLUS® Wrench
R/LH224...	4.12T15EP	004.00.22	T15PL



L=左手型-如图
L = left hand version shown

R=右手型
R = right hand version

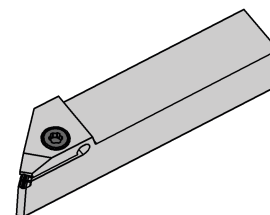
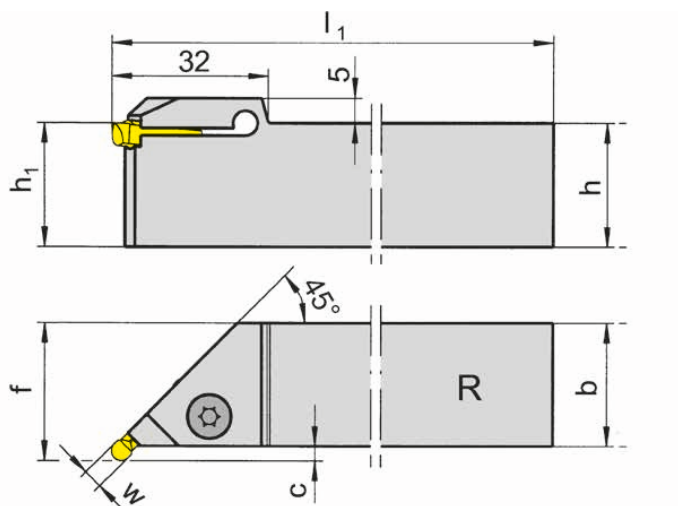
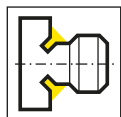
产品型号 Part number	h	b	l ₁	h ₁	f ₁	t _{max}	D _{max}	夹持范围 Clamping range	HWS
RH224.2020.65	20	20	100	20	1.85	7	100	4.4-5.1	224058
RH224.1616.65	16	16	100	16	1.85	7	100	4.4-5.1	224058
RH224.2020.66	20	20	100	20	2.25	7	100	5.1-6.1	224068
RH224.1616.66	16	20	125	20	2.25	7	100	5.1-6.1	224068
LH224.2020.65	20	20	100	20	1.85	7	100	4.4-5.1	224058
LH224.1616.65	16	16	100	16	1.85	7	100	4.4-5.1	224058
LH224.2020.66	20	20	100	20	2.25	7	100	5.1-6.1	224068
LH224.1616.66	16	16	100	16	2.25	7	100	5.1-6.1	224068

w见刀片
w see indexable inserts

配件
Spare Parts

刀杆 Toolholder	锁紧螺钉 Clamping Screw	TORX PLUS®扳手 TORX PLUS® Wrench
R/LH224...	5.13T20EP	T20PQ





R=右手型-如图
R = right hand version shown

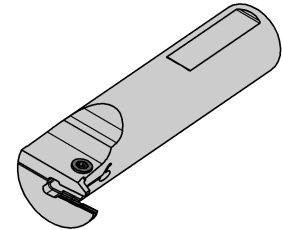
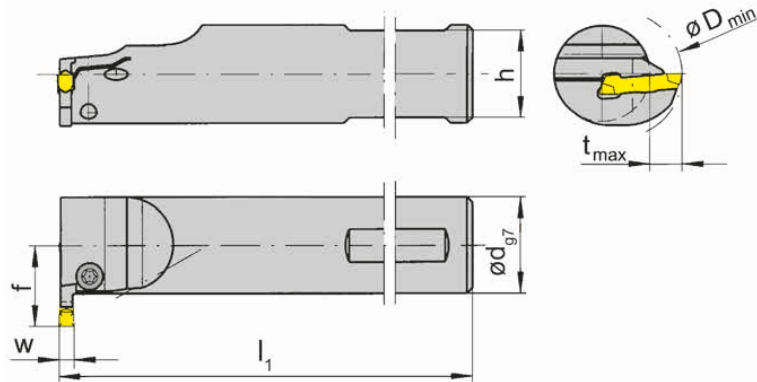
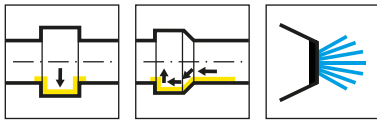
L=左手型
L = left hand version

产品型号 Part number	h	b	l ₁	h ₁	f	C	槽宽 Width of groove	HWS
RH224.4520.02	20	20	125	20	23	2.5	2.0-2.8	224028
RH224.4525.02	25	25	150	25	28	2.5	2.0-2.8	224028
RH224.4520.04	20	20	125	20	23	2.5	2.8-4.4	224048
RH224.4525.04	25	25	150	25	28	2.5	2.8-4.4	224048
RH224.4520.06	20	20	125	20	23.5	3	4.4-6.1	224068
RH224.4525.06	25	25	150	25	28.5	3	4.4-6.1	224068
LH224.4520.02	20	20	125	20	23	2.5	2.0-2.8	224028
LH224.4525.02	25	25	150	25	28	2.5	2.0-2.8	224028
LH224.4520.04	20	20	125	20	23	2.5	2.8-4.4	224048
LH224.4525.04	25	25	150	25	28	2.5	2.8-4.4	224048
LH224.4520.06	20	20	125	20	23.5	3	4.4-6.1	224068
LH224.4525.06	25	25	150	25	28.5	3	4.4-6.1	224068

w和Dmin见可转位刀片
w and Dmin see indexable inserts

配件
Spare Parts

刀杆 Toolholder	锁紧螺钉 Clamping Screw	TORX PLUS®扳手 TORX PLUS® Wrench
R/LH224...	6.23T25P	T25PQ



R=右手型-如图
R = right hand version shown

L=左手型
L = left hand version

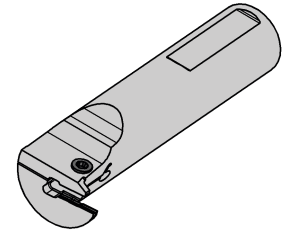
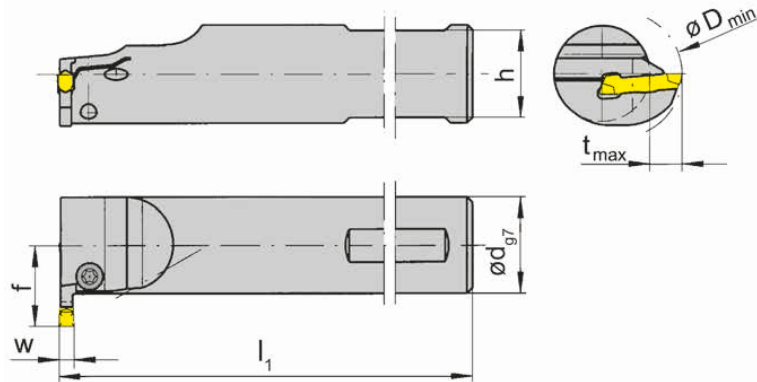
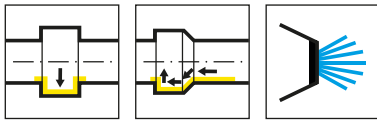
产品型号 Part number	d	l ₁	h	f	t _{max}	D _{min}	HWS
RB224.0020.0.01	20	130	18	18.5	8	30	224018
RB224.0020.0.02	20	130	18	18.5	8	30	224028
RB224.0020.0.03	20	130	18	18.5	8	30	224038
RB224.0020.0.04	20	130	18	18.5	8	30	224048
RB224.0025.0.01	25	130	23	21	8	35	224018
RB224.0025.0.02	25	130	23	21	8	35	224028
RB224.0025.0.03	25	130	23	21	8	35	224038
RB224.0025.0.04	25	130	23	21	8	35	224048
RB224.0032.0.03	32	150	30	24.5	8	42	224038
RB224.0032.0.04	32	150	30	24.5	8	42	224048
LB224.0020.0.01	20	130	18	18.5	8	30	224018
LB224.0020.0.02	20	130	18	18.5	8	30	224028
LB224.0020.0.03	20	130	18	18.5	8	30	224038
LB224.0020.0.04	20	130	18	18.5	8	30	224048
LB224.0025.0.01	25	130	23	21	8	35	224018
LB224.0025.0.02	25	130	23	21	8	35	224028
LB224.0025.0.03	25	130	23	21	8	35	224038
LB224.0025.0.04	25	130	23	21	8	35	224048
LB224.0032.0.03	32	150	30	24.5	8	42	224038
LB224.0032.0.04	32	150	30	24.5	8	42	224048

w见刀片
w see indexable inserts

配件
Spare Parts

刀杆 Toolholder	锁紧螺钉 Clamping Screw	TORX PLUS®扳手 TORX PLUS® Wrench
R/LB224...	5.13T20EP	T20PQ





R=右手型-如图
R = right hand version shown

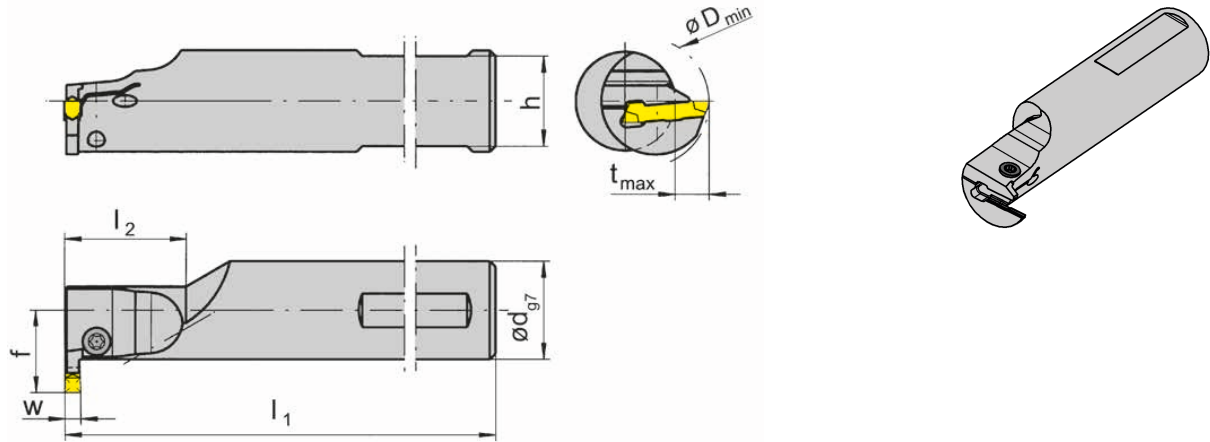
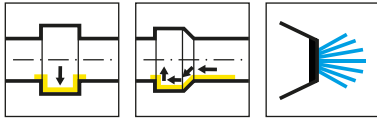
L=左手型
L = left hand version

产品型号 Part number	d	l_1	h	f	t_{max}	D_{min}	HWS
RB224.0020.0.05	20	130	18	18.5	8	30	224058
RB224.0025.0.05	25	130	23	21	8	35	224058
RB224.0025.0.06	25	130	23	21	8	35	224068
RB224.0032.0.05	32	150	30	24.5	8	42	224058
RB224.0032.0.06	32	150	30	24.5	8	42	224068
LB224.0020.0.05	20	130	18	18.5	8	30	224058
LB224.0025.0.05	25	130	23	21	8	35	224058
LB224.0025.0.06	25	130	23	21	8	35	224068
LB224.0032.0.05	32	150	30	24.5	8	42	224058
LB224.0032.0.06	32	150	30	24.5	8	42	224068

w见刀片
w see indexable inserts

配件
Spare Parts

刀杆 Toolholder	锁紧螺钉 Clamping Screw	TORX PLUS®扳手 TORX PLUS® Wrench
R/LB224...	5.13T20EP	T20PQ



R=右手型-如图
R = right hand version shown

L=左手型
L = left hand version

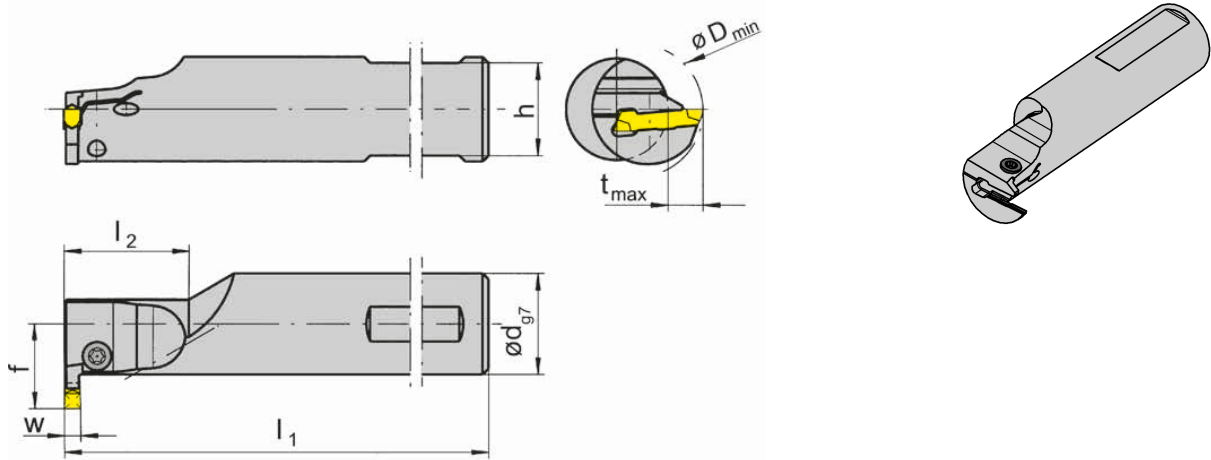
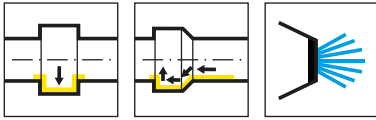
产品型号 Part number	d	l ₁	l ₂	h	f	t _{max}	D _{min}	HWS
RB224.0020.1.01	20	130	30	18	18.5	8	28	224018
RB224.0025.1.01	25	130	30	23	21	8	28	224018
RB224.0020.1.02	20	130	30	18	18.5	8	28	224028
RB224.0025.1.02	25	130	30	23	21	8	28	224028
RB224.0020.1.03	20	130	30	18	18.5	8	28	224038
RB224.0025.1.03	25	130	30	23	21	8	28	224038
RB224.0032.1.03	32	150	30	30	24.5	8	28	224038
RB224.0020.1.04	20	130	30	18	18.5	8	28	224048
RB224.0025.1.04	25	130	30	23	21	8	28	224048
RB224.0032.1.04	32	150	30	30	24.5	8	28	224048
RB224.0025.1.05	25	130	30	23	21	8	28	224058
RB224.0032.1.05	32	150	30	30	24.5	8	28	224058
RB224.0025.1.06	25	130	30	23	21	8	28	224068
RB224.0032.1.06	32	150	30	30	24.5	8	28	224068
LB224.0020.1.01	20	130	30	18	18.5	8	28	224018
LB224.0025.1.01	25	130	30	23	21	8	28	224018
LB224.0020.1.02	20	130	30	18	18.5	8	28	224028
LB224.0025.1.02	25	130	30	23	21	8	28	224028
LB224.0020.1.03	20	130	30	18	18.5	8	28	224038
LB224.0025.1.03	25	130	30	23	21	8	28	224038
LB224.0032.1.03	32	150	30	30	24.5	8	28	224038
LB224.0020.1.04	20	130	30	18	18.5	8	28	224048
LB224.0025.1.04	25	130	30	23	21	8	28	224048
LB224.0032.1.04	32	150	30	30	24.5	8	28	224048
LB224.0025.1.05	25	130	30	23	21	8	28	224058
LB224.0032.1.05	32	150	30	30	24.5	8	28	224058
LB224.0025.1.06	25	130	30	23	21	8	28	224068
LB224.0032.1.06	32	150	30	30	24.5	8	28	224068

配件
Spare Parts

w见刀片
w see indexable inserts

刀杆 Toolholder	锁紧螺钉 Clamping Screw	TORX PLUS®扳手 TORX PLUS® Wrench
R/LB224...	5.13T20EP	T20PQ





R=右手型-如图
R = right hand version shown

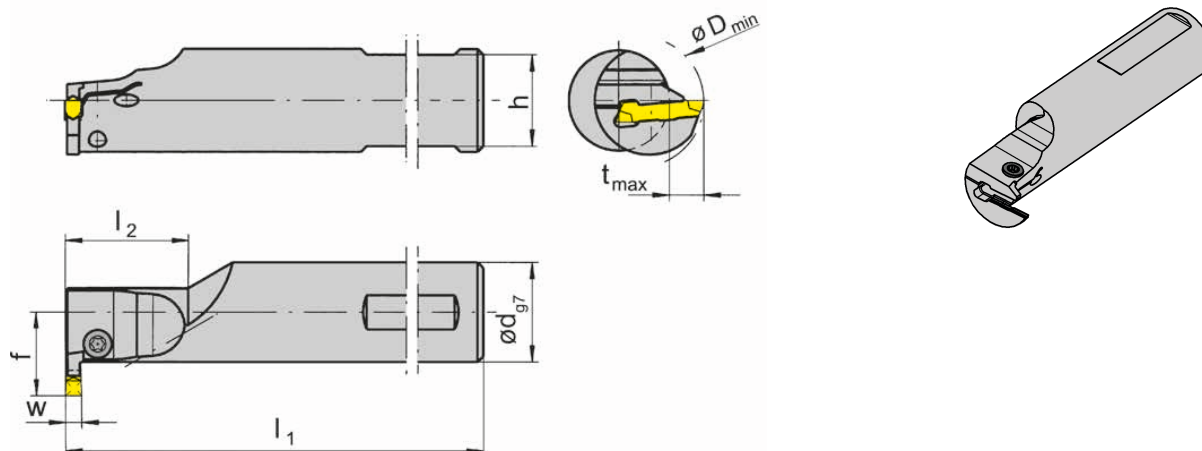
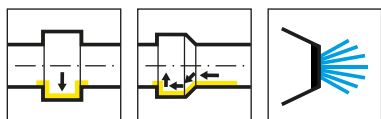
L=左手型
L = left hand version

产品型号 Part number	d	l ₁	l ₂	h	f	t _{max}	D _{min}	HWS
RB224.0025.1.13	25	130	30	23	23.5	10	32	224038
RB224.0032.1.13	32	150	30	30	28	11	32	224038
RB224.0025.1.14	25	130	30	23	23.5	10	32	224048
RB224.0032.1.14	32	150	30	30	28	11	32	224048
RB224.0032.1.15	32	150	30	30	28	11	32	224058
RB224.0040.1.25	40	180	30	38	34	13	38	224058
RB224.0032.1.16	32	150	30	30	28	11	32	224068
RB224.0040.1.26	40	180	30	38	34	13	38	224068
LB224.0025.1.13	25	130	30	23	23.5	10	32	224038
LB224.0032.1.13	32	150	30	30	28	11	32	224038
LB224.0025.1.14	25	130	30	23	23.5	10	32	224048
LB224.0032.1.14	32	150	30	30	28	11	32	224048
LB224.0032.1.15	32	150	30	30	28	11	32	224058
LB224.0040.1.25	40	180	30	38	34	13	38	224058
LB224.0032.1.16	32	150	30	30	28	11	32	224068
LB224.0040.1.26	40	180	30	38	34	13	38	224068

w见刀片
w see indexable inserts

配件
Spare Parts

刀杆 Toolholder	锁紧螺钉 Clamping Screw	TORX PLUS®扳手 TORX PLUS® Wrench
R/LB224...	5.13T20EP	T20PQ



R=右手型-如图
R = right hand version shown

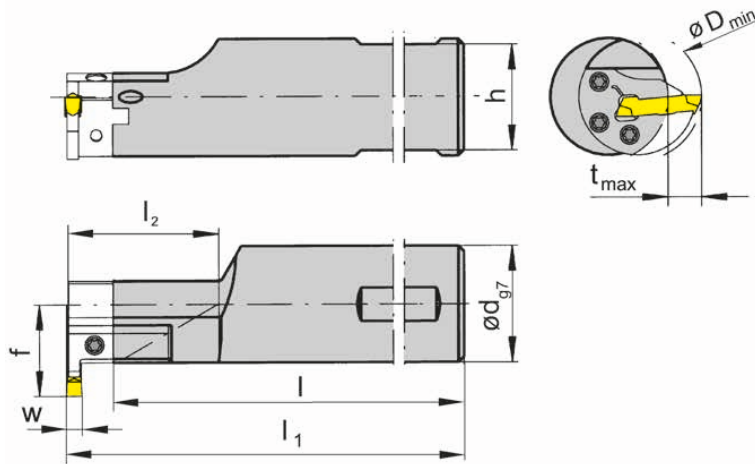
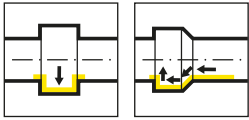
L=左手型
L = left hand version

产品型号 Part number	d	l ₁	l ₂	h	f	t _{max}	D _{min}	HWS
RB224.0020.2.01	20	130	45	18	18.5	8	28	224018
RB224.0025.2.01	25	150	50	23	21	8	28	224018
RB224.0020.2.02	20	130	45	18	18.5	8	28	224028
RB224.0025.2.02	25	150	50	23	21	8	28	224028
RB224.0025.2.03	25	150	50	23	21	8	28	224038
RB224.0032.2.03	32	180	50	30	24.5	8	28	224038
RB224.0032.2.13	32	180	50	30	28	11	32	224038
RB224.0025.2.04	25	150	50	23	21	8	28	224048
RB224.0032.2.04	32	180	50	30	24.5	8	28	224048
RB224.0032.2.14	32	180	50	30	28	11	32	224048
LB224.0020.2.01	20	130	45	18	18.5	8	28	224018
LB224.0025.2.01	25	150	50	23	21	8	28	224018
LB224.0020.2.02	20	130	45	18	18.5	8	28	224028
LB224.0025.2.02	25	150	50	23	21	8	28	224028
LB224.0025.2.03	25	150	50	23	21	8	28	224038
LB224.0032.2.03	32	180	50	30	24.5	8	28	224038
LB224.0032.2.13	32	180	50	30	28	11	32	224038
LB224.0025.2.04	25	150	50	23	21	8	28	224048
LB224.0032.2.04	32	180	50	30	24.5	8	28	224048
LB224.0032.2.14	32	180	50	30	28	11	32	224048

w见刀片
w see indexable inserts

配件
Spare Parts

刀杆 Toolholder	锁紧螺钉 Clamping Screw	TORX PLUS®扳手 TORX PLUS® Wrench
R/LB224...	5.13T20EP	T20PQ



R=右手型-如图
R = right hand version shown

L=左手型
L = left hand version

产品型号 Part number	l_1	d	l	l_2	h	f	HWS
RB224.0032.1.K2	$l+b_1+w/2$	32	136.6	30	30	28	BK2241
RB224.0032.2.K2	$l+b_1+w/2$	32	166.3	60	30	28	BK2241
RB224.0040.1.K2	$l+b_1+w/2$	40	166.3	30	38	32	BK2241
RB224.0040.2.K2	$l+b_1+w/2$	40	186.3	60	38	32	BK2241
LB224.0032.1.K2	$l+b_1+w/2$	32	136.3	30	30	28	BK2242
LB224.0032.2.K2	$l+b_1+w/2$	32	166.3	60	30	28	BK2242
LB224.0040.1.K2	$l+b_1+w/2$	40	166.3	30	38	32	BK2242
LB224.0040.2.K2	$l+b_1+w/2$	40	186.3	60	38	32	BK2242

w见刀片
w see indexable inserts

Dmin, tmax, w和 b1 尺寸, 见刀夹
Dimensions for Dmin, tmax and b1 see cassettes

注意事项:

用于刀夹BK224 不提供内冷

Note:

For cassettes BK224 without coolant supply

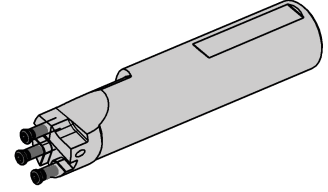
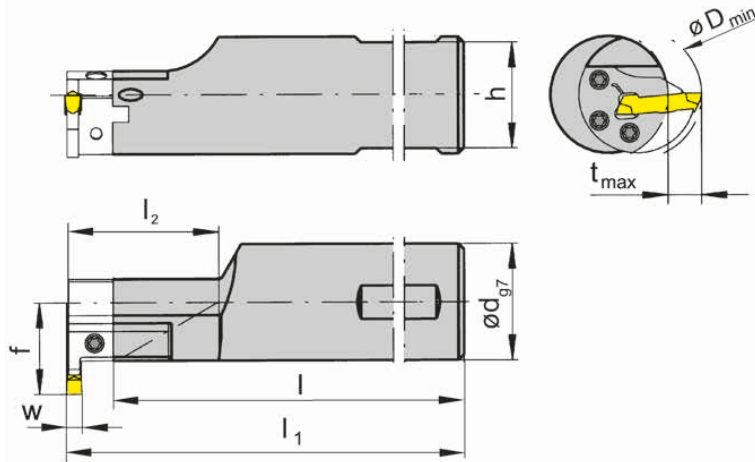
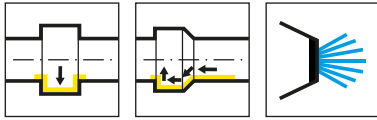
配件

Spare Parts

常规刀柄 Basic toolholder	锁紧螺钉 Clamping Screw	TORX PLUS®扳手 TORX PLUS® Wrench
R/LB224...	030.0518.T20P	T20PQ

常规刀柄 Basic toolholder

B224



R=右手型-如图
R = right hand version shown

L=左手型
L = left hand version

产品型号 Part number	l_1	d	l	l_2	h	f	HWS
RB224.0032.1.K2.IK	$l+b_1+w/2$	32	136.6	30	30	28	BK2241
RB224.0032.2.K2.IK	$l+b_1+w/2$	32	166.3	60	30	28	BK2241
RB224.0040.1.K2.IK	$l+b_1+w/2$	40	136.3	30	38	32	BK2241
RB224.0040.2.K2.IK	$l+b_1+w/2$	40	166.3	60	38	32	BK2241
LB224.0032.1.K2.IK	$l+b_1+w/2$	32	136.6	30	30	28	BK2242
LB224.0032.2.K2.IK	$l+b_1+w/2$	32	166.3	60	30	28	BK2242
LB224.0040.1.K2.IK	$l+b_1+w/2$	40	136.3	30	38	32	BK2242
LB224.0040.2.K2.IK	$l+b_1+w/2$	40	166.3	60	38	32	BK2242

w见刀片
w see indexable inserts

Dmin, tmax, w和 b1 尺寸, 见刀夹
Dimensions for Dmin, tmax and b1 see cassettes

注意事项:

用于刀夹BK224 提供内冷

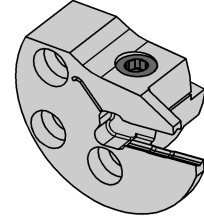
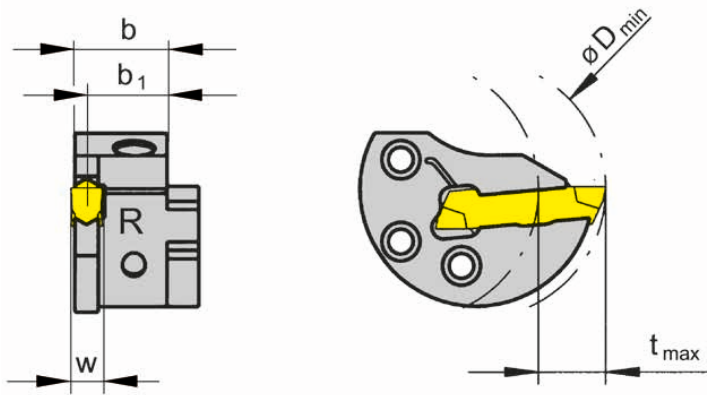
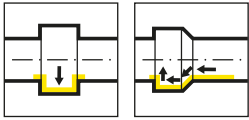
Note:

For cassettes BK224 with coolant supply

配件

Spare Parts

常规刀柄 Basic toolholder	锁紧螺钉 Clamping Screw	TORX PLUS®扳手 TORX PLUS® Wrench
R/LB224...	030.0518.T20P	T20PQ



R=右手型-如图
R = right hand version shown

L=左手型
L = left hand version

产品型号 Part number	D _{min}	t _{max}	b	b ₁	夹持范围 Clamping range	HWS	HMS
RBK224.0040.01	40	11	13.4	12.7	2.0-2.4	224018	B22401
RBK224.0040.02	40	11	13.35	12.45	2.4-2.8	224028	B22401
RBK224.0040.03	40	11	13.3	12.2	2.8-3.7	224038	B22401
RBK224.0040.04	40	11	13.15	11.7	3.7-4.4	224048	B22401
RBK224.0040.05	40	11	13.05	11.2	4.4-5.1	224058	B22401
RBK224.0040.06	40	11	12.95	10.7	5.1-6.1	224068	B22401
LBK224.0040.01	40	11	13.4	12.7	2.0-2.4	224018	B22402
LBK224.0040.02	40	11	13.35	12.45	2.4-2.8	224028	B22402
LBK224.0040.03	40	11	13.3	12.2	2.8-3.7	224038	B22402
LBK224.0040.04	40	11	13.15	11.7	3.7-4.4	224048	B22402
LBK224.0040.05	40	11	13.05	11.2	4.4-5.1	224058	B22402
LBK224.0040.06	40	11	12.95	10.7	5.1-6.1	224068	B22402

w见刀片
w see indexable inserts

锁紧螺钉包含在刀杆内,不需要单独订购
The fastening screw is combined with the basic toolholder - no separate order required.

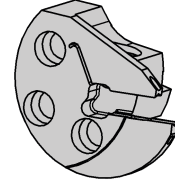
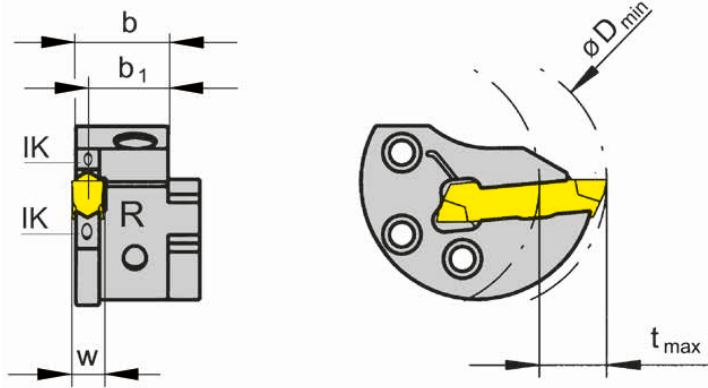
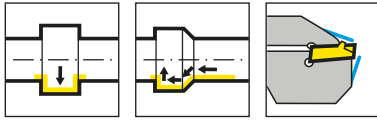
注意事项:

用于基础刀柄B224 不提供内冷

Note:
For basic toolholder B224 without coolant supply

配件
Spare Parts

刀夹 Cassette	锁紧螺钉 Clamping Screw	TORX PLUS®扳手 TORX PLUS® Wrench
R/LBK224...	5.13T20EP	T20PQ



R=右手型-如图
R = right hand version shown

L=左手型
L = left hand version

产品型号 Part number	D _{min}	t _{max}	b	b ₁	夹持范围 Clamping range	HWS	HMS
RBK224.0040.01.IK	40	11	13.5	12.7	2.0-2.4	224018	B22401
RBK224.0040.02.IK	40	11	13.45	12.45	2.4-2.8	224028	B22401
RBK224.0040.03.IK	40	11	13.4	12.2	2.8-3.7	224038	B22401
RBK224.0040.04.IK	40	11	13.35	11.7	3.7-4.4	224048	B22401
RBK224.0040.05.IK	40	11	13.2	11.2	4.4-5.1	224058	B22401
RBK224.0040.06.IK	40	11	13.05	10.7	5.1-6.1	224068	B22401
LBK224.0040.01.IK	40	11	13.5	12.7	2.0-2.4	224018	B22402
LBK224.0040.02.IK	40	11	13.45	12.45	2.4-2.8	224028	B22402
LBK224.0040.03.IK	40	11	13.4	12.2	2.8-3.7	224038	B22402
LBK224.0040.04.IK	40	11	13.35	11.7	3.7-4.4	224048	B22402
LBK224.0040.05.IK	40	11	13.2	11.2	4.4-5.1	224058	B22402
LBK224.0040.06.IK	40	11	13.05	10.7	5.1-6.1	224068	B22402

w见刀片
w see indexable inserts

锁紧螺钉包含在刀杆内,不需要单独订购
The fastening screw is combined with the basic toolholder - no separate order required.

注意事项:

用于基础刀柄 B224 提供内冷

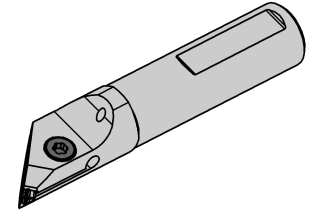
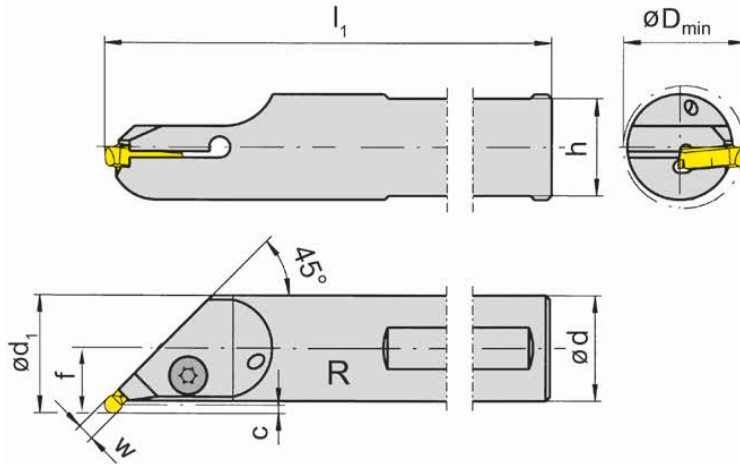
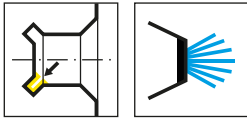
Note:

For basic toolholder B224 with coolant supply

配件
Spare Parts

刀夹 Cassette	锁紧螺钉 Clamping Screw	TORX PLUS®扳手 TORX PLUS® Wrench
R/LBK224...	5.13T20EP	T20PQ





R=右手型-如图
R = right hand version shown

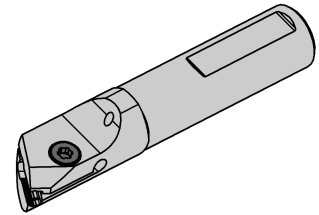
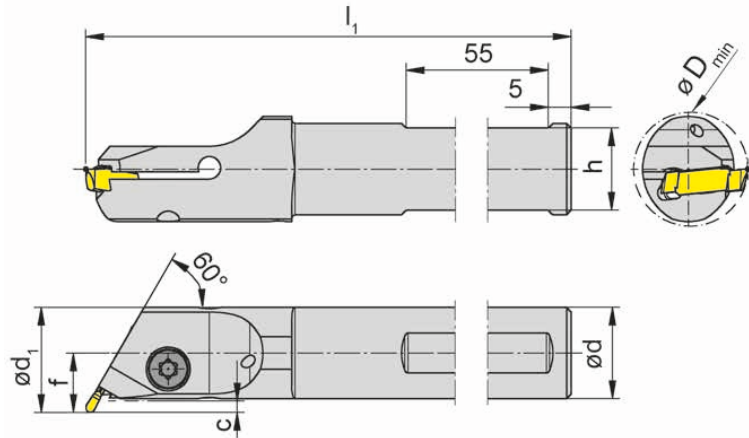
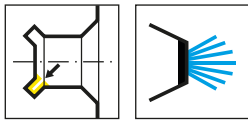
L=左手型
L = left hand version

产品型号 Part number	d	h	l ₁	f	C	D _{min}	d ₁	槽宽 Width of groove	HWS
RB224.4520.0.02	20	18	130	13	2.5	25	23	2.0-2.8	224018 • 224028
RB224.4525.0.02	25	23	150	15.5	2.5	29	28	2.0-2.8	224018 • 224028
RB224.4532.0.02	32	30	150	19	2.5	36	35	2.0-2.8	224018 • 224028
RB224.4540.1.02	40	38	200	23	2.5	44	43	2.0-2.8	224018 • 224028
RB224.4520.0.04	20	18	130	13	2.5	25	23	2.8-4.4	224038 • 224048
RB224.4525.0.04	25	23	150	15.5	2.5	29	28	2.8-4.4	224038 • 224048
RB224.4532.0.04	32	30	150	19	2.5	36	35	2.8-4.4	224038 • 224048
RB224.4540.1.04	40	38	200	23	2.5	44	43	2.8-4.4	224038 • 224048
RB224.4520.0.06	20	18	130	13.5	3	25	23.5	4.4-6.1	224058 • 224068
RB224.4525.0.06	25	23	150	16	3	29.5	28.5	4.4-6.1	224058 • 224068
RB224.4532.0.06	32	30	150	19	3	36.5	35.5	4.4-6.1	224058 • 224068
LB224.4520.0.02	20	18	130	13	2.5	25	23	2.0-2.8	224018 • 224028
LB224.4525.0.02	25	23	150	15.5	2.5	29	28	2.0-2.8	224018 • 224028
LB224.4532.0.02	32	30	150	19	2.5	36	35	2.0-2.8	224018 • 224028
LB224.4540.1.02	40	38	200	23	2.5	44	43	2.0-2.8	224018 • 224028
LB224.4520.0.04	20	18	130	13	2.5	25	23	2.8-4.4	224038 • 224048
LB224.4525.0.04	25	23	150	15.5	2.5	29	28	2.8-4.4	224038 • 224048
LB224.4532.0.04	32	30	150	19	2.5	36	35	2.8-4.4	224038 • 224048
LB224.4540.1.04	40	38	200	23	2.5	44	43	2.8-4.4	224038 • 224048
LB224.4520.0.06	20	18	130	13.5	3	25	23.5	4.4-6.1	224058 • 224068
LB224.4525.0.06	25	23	150	16	3	29.5	28.5	4.4-6.1	224058 • 224068
LB224.4532.0.06	32	30	150	19	3	36.5	35.5	4.4-6.1	224058 • 224068

w见刀片
w see indexable inserts

配件
Spare Parts

刀杆 Toolholder	锁紧螺钉 Clamping Screw	TORX PLUS®扳手 TORX PLUS® Wrench
R/LB224...	6.14T25P	T25PQ



R=右手型-如图
R = right hand version shown

L=左手型
L = left hand version

产品型号 Part number	d	h	l ₁	f	C	D _{min}	d ₁	槽宽 Width of groove	HWS
RB224.6020.0.02	20	18	150	13	2.5	25	23	2.0-2.8	224018 • 224028
RB224.6025.0.02	25	23	150	15.5	2.5	29	28	2.0-2.8	224018 • 224028
RB224.6032.0.02	32	30	150	19	2.5	36	35	2.0-2.8	224018 • 224028
RB224.6020.0.04	20	18	150	13	2.5	25	23	2.8-4.4	224038 • 224048
RB224.6032.0.04	32	30	150	19	2.5	36	35	2.8-4.4	224038 • 224048
RB224.6020.0.06	20	18	150	13.5	3	25	23.5	4.4-6.1	224058 • 224068
RB224.6032.0.06	32	30	150	19.5	3	36.5	35.5	4.4-6.1	224058 • 224068
LB224.6020.0.02	20	18	150	13	2.5	25	23	2.0-2.8	224018 • 224028
LB224.6025.0.02	25	23	150	15.5	2.5	29	28	2.0-2.8	224018 • 224028
LB224.6032.0.02	32	30	150	19	2.5	36	35	2.0-2.8	224018 • 224028
LB224.6020.0.04	20	18	150	13	2.5	25	23	2.8-4.4	224038 • 224048
LB224.6025.0.04	25	23	150	15.5	2.5	29	28	2.8-4.4	224038 • 224048
LB224.6032.0.04	32	30	150	19	2.5	36	35	2.8-4.4	224038 • 224048
LB224.6020.0.06	20	18	150	13.5	3	25	23.5	4.4-6.1	224058 • 224068
LB224.6025.0.06	25	23	150	16	3	29.5	28.5	4.4-6.1	224058 • 224068
LB224.6032.0.06	32	30	150	19.5	3	36.5	35.5	4.4-6.1	224058 • 224068

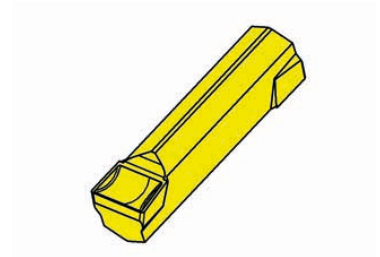
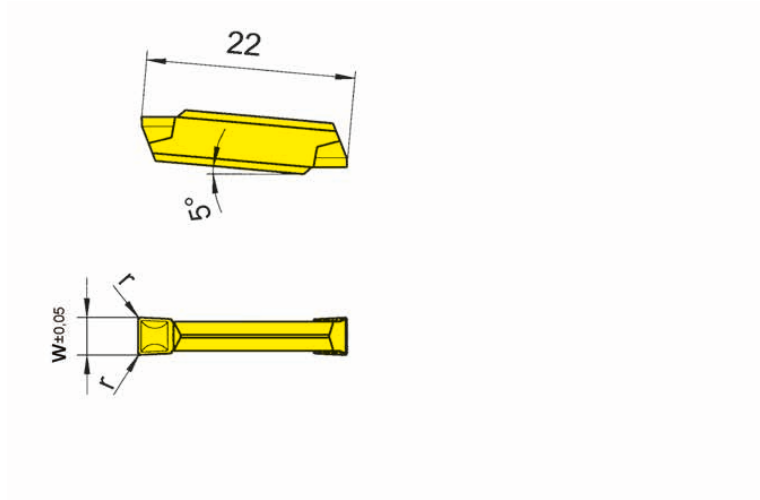
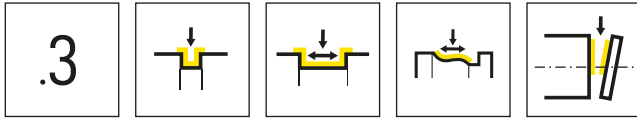
配件
Spare Parts

刀杆 Toolholder	锁紧螺钉 Clamping Screw	TORX PLUS®扳手 TORX PLUS® Wrench
R/LB224.6...	6.14T25P	T25PQ
LB224.6025.0...	6.14T25P	T25PQ



可转位刀片 Indexable insert

S224



硬质合金牌号
Carbide grades

▲ 库存
on stock

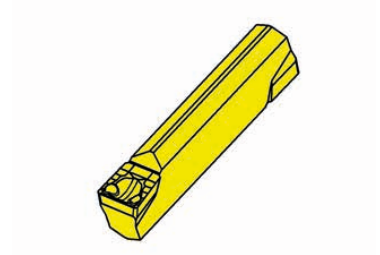
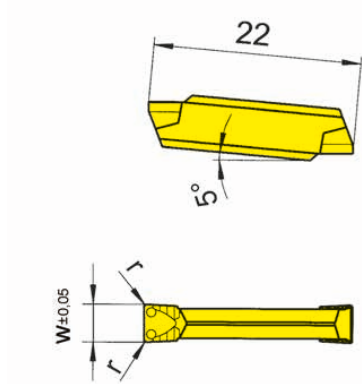
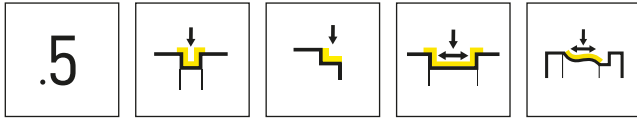
△ 4周
4 weeks

产品型号 Part number	w	r	HIS	AL96	AS62	AS66	H54	IG66	TC92	TF45	TI22	TI25	TN32	TN35
S224.0300.32	3	0.2	224038	▲	▲	▲	△	▲	▲	▲	△	▲	▲	▲
S224.0300.34	3	0.4	224038	▲	▲	▲	△	▲	▲	▲	▲	▲	▲	▲
S224.0400.32	4	0.2	224048	△	▲	▲	△	▲	△	▲	▲	▲	▲	▲
S224.0400.34	4	0.4	224048	▲	▲	▲	△	▲	▲	▲	△	▲	▲	▲
S224.0500.34	5	0.4	224058	▲	▲	▲	△	▲	▲	▲	△	▲	▲	▲
S224.0500.38	5	0.8	224058	△	▲	▲	△	▲	▲	▲	▲	▲	△	△
S224.0600.34	6	0.4	224068	△	▲	▲	△	▲	△	▲	▲	▲	▲	▲
S224.0600.38	6	0.8	224068	△	▲	▲	△	▲	△	▲	▲	△	▲	▲
P	●	●	●	●	●	●	●	●	●	●	●	●	●	●
M	-	-	○	●	●	-	●	-	●	-	●	-	-	●
K	●	-	●	-	-	-	-	-	-	●	-	●	-	●
N	●	-	●	-	-	-	-	-	-	●	-	●	-	●
S	-	-	○	-	○	-	-	-	-	●	-	●	-	●
H	-	-	-	-	-	-	-	-	-	-	-	-	-	-

G

可转位刀片 Indexable insert

S224



硬质合金牌号
Carbide grades

▲ 库存
on stock

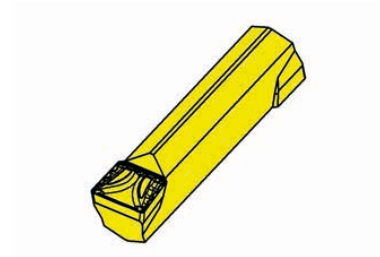
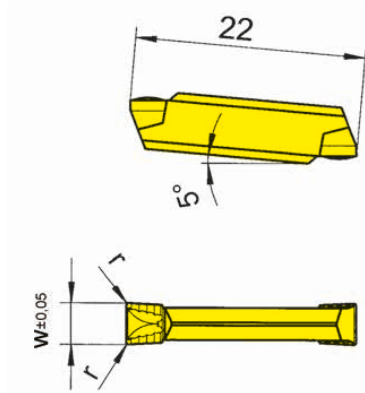
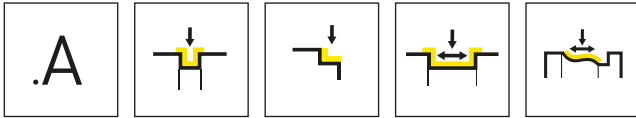
△ 4周
4 weeks

产品型号 Part number	w	r	HIS	硬质合金牌号 Carbide grades												
				AL96	AS62	AS66	EG56	H54	IG66	TC92	TF45	TI25	TN32	TN35		
S224.0200.52	2	0.2	224018		▲	▲	▲									
S224.0250.52	2.5	0.2	224028		▲	▲	▲									
S224.0300.52	3	0.2	224038	△	▲	▲	▲	△	▲	▲	▲	▲	▲	▲	▲	▲
S224.0300.54	3	0.4	224038	▲	▲	▲	▲	△	▲	▲	▲	▲	▲	▲	▲	▲
S224.0400.52	4	0.2	224048	▲	▲	▲	▲	△	▲	△	▲	▲	▲	▲	▲	▲
S224.0400.54	4	0.4	224048	▲	▲	▲	▲	△	▲	▲	▲	▲	▲	▲	▲	▲
S224.0500.54	5	0.4	224058	△	▲	▲	▲	△	▲	▲	▲	▲	▲	▲	▲	▲
S224.0500.58	5	0.8	224058	△	▲	▲	△	△	▲		△	▲	▲	△	△	△
S224.0600.54	6	0.4	224068	△	▲	▲	▲	△	▲		▲	▲	▲	△	▲	▲
S224.0600.58	6	0.8	224068	△	▲	▲	△	△	▲	△	△	△	△	△	△	△
P	●	●	●	●	●	●	●	●	●	●	●	●	●	●	●	●
M	-	-	○	○	●	●	-	●	●	-	●	●	-	-	●	●
K	●	-	●	○	-	-	-	-	-	-	●	●	-	-	-	●
N	●	-	●	-	-	-	-	-	-	-	●	●	-	-	●	●
S	-	-	○	-	-	-	○	-	-	-	●	●	-	-	-	●
H	-	-	-	-	-	-	-	-	-	-	-	-	-	-	-	-



可转位刀片 Indexable insert

S224



硬质合金牌号
Carbide grades

▲ 库存
on stock

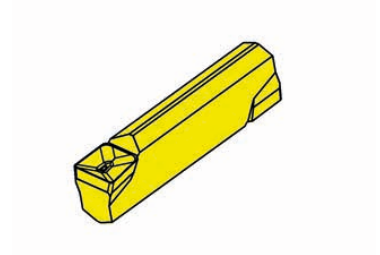
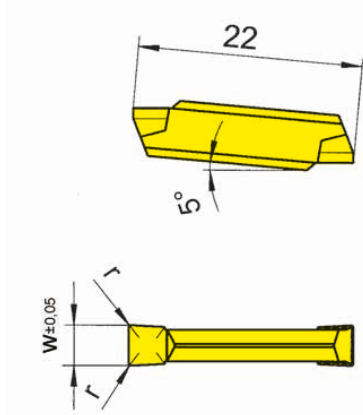
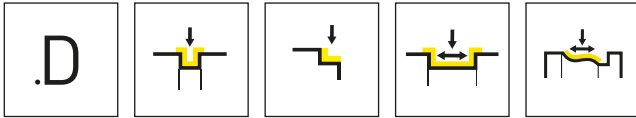
△ 4周
4 weeks

产品型号 Part number	w	r	HIS	AL96	AS62	AS65	TC92	TF45	TI22	TI25	TN32	TN35
S224.0300.A2	3	0.2	224038	▲	▲			▲	△	▲	△	▲
S224.0300.A4	3	0.4	224038	△	▲		△	▲	△	▲	▲	▲
S224.0400.A2	4	0.2	224048	△	▲		△	△	△	▲	△	▲
S224.0400.A4	4	0.4	224048		▲	▲	△	▲	△	▲	△	▲
S224.0500.A4	5	0.4	224058	△	▲			▲		▲	▲	▲
S224.0500.A8	5	0.8	224058	△	▲		△	△		△	▲	△
S224.0600.A4	6	0.4	224068	△	▲		△	△		▲		▲
S224.0600.A8	6	0.8	224068	△	▲		△	△		△	△	▲
P	●	●	●	●	●	●	●	●	●	●	●	●
M	-	-	○	-	●	-	●	-	●	-	-	●
K	●	-	○	-	●	-	●	-	●	-	-	●
N	●	-	-	-	●	-	●	-	●	-	-	●
S	-	-	-	-	●	-	●	-	●	-	-	●
H	-	-	-	-	-	-	-	-	-	-	-	-

G

可转位刀片 Indexable insert

S224



硬质合金牌号
Carbide grades

▲ 库存
on stock

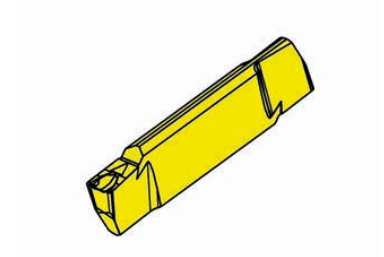
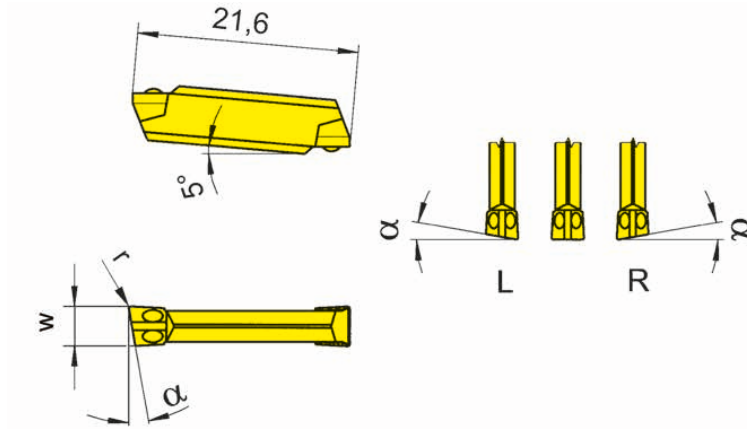
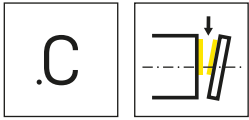
△ 4周
4 weeks

产品型号 Part number	w	r	HIS	H54	IG66	TF45	TF46	TI22	TI25	TN32	TN35
S224.0200.D2	2	0.2	224018	▲	▲	▲	▲		▲	▲	▲
S224.0200.D2.G	2	0.2	224018		▲		▲	▲			
S224.0250.D2	2.5	0.2	224028	△	▲	▲	▲		▲	▲	▲
S224.0250.D2.G	2.5	0.2	224028		▲		▲	▲			
S224.0300.D2	3	0.2	224038	▲	▲	▲	▲		▲	▲	▲
S224.0300.D2.G	3	0.2	224038		▲	▲	▲	▲			
S224.0400.D2	4	0.2	224048	△	▲	▲	▲		▲	△	▲
S224.0400.D2.G	4	0.2	224048		▲		▲	▲			
P	●	●	●	●	●	●	●	●	●	●	●
M	●	●	●	○	-	●	-	●	-	●	●
K	-	-	●	●	-	●	-	●	-	●	●
N	-	-	●	●	-	●	-	●	-	●	●
S	-	○	●	○	-	●	-	●	-	●	●
H	-	-	-	-	-	-	-	-	-	-	-



可转位刀片 Indexable insert

S224



R=右手型-如图
R = right hand version shown

L=左手型
L = left hand version

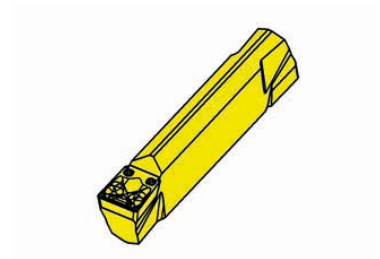
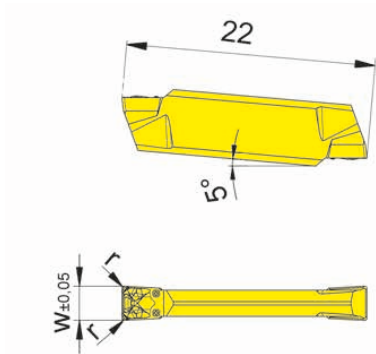
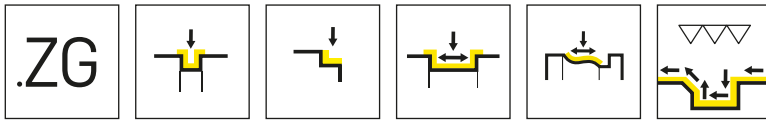
硬质合金牌号
Carbide grades
▲ 库存
on stock
△ 4周
4 weeks

产品型号 Part number	w	r	α	HIS	TC92	TF45	TI25	TN35
RS224.0520.C1	2	0.15	5°	224018	△	▲		▲
RS224.0820.C1	2	0.15	8°	224018	△	▲		△
RS224.1520.C1	2	0.15	15°	224018	△	▲		▲
RS224.0525.C1	2.5	0.15	5°	224028	△	▲		△
RS224.0825.C1	2.5	0.15	8°	224028	△	▲		△
RS224.0530.C1	3	0.15	5°	224038	△	▲		▲
RS224.0830.C1	3	0.15	8°	224038	△	▲		▲
LS224.0520.C1	2	0.15	5°	224018	△	▲		▲
LS224.0820.C1	2	0.15	8°	224018	△	▲		△
LS224.1520.C1	2	0.15	15°	224018	△	▲		▲
LS224.0525.C1	2.5	0.15	5°	224028	△	▲		△
LS224.0825.C1	2.5	0.15	8°	224028	△	▲		△
LS224.0530.C1	3	0.15	5°	224038	△	▲		▲
LS224.0830.C1	3	0.15	8°	224038	△	▲		▲
S224.0020.C1	2	0.15	0°	224018	▲	▲	▲	▲
S224.0025.C1	2.5	0.15	0°	224028	△	▲	▲	▲
S224.0030.C1	3	0.15	0°	224038	△	▲	▲	▲
P	●	●	●	●				
M	-	●	●	●				
K	-	●	●	●				
N	-	●	●	●				
S	-	●	●	●				
H	-	-	-	-				

G

可转位刀片 Indexable insert

S224



硬质合金牌号
Carbide grades

▲ 库存
on stock

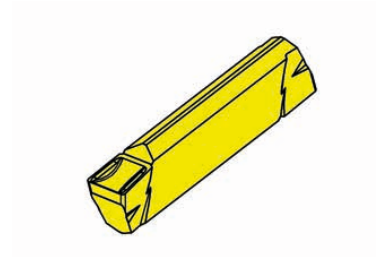
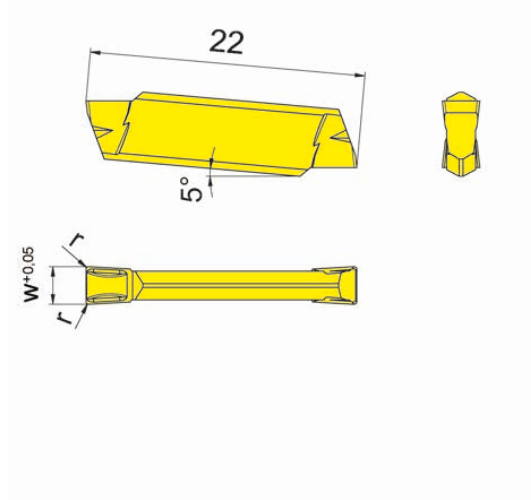
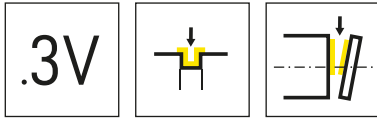
△ 4周
4 weeks

产品型号 Part number	w	r	HIS	ALXT	IG6T
S224.0300.ZG2	3	0.2	224038	▲	▲
S224.0400.ZG4	4	0.4	224048	▲	▲
				P ● ●	
				M ○ ●	
				K - -	
				N - -	
				S - ○	
				H - -	



可转位刀片 Indexable insert

S224



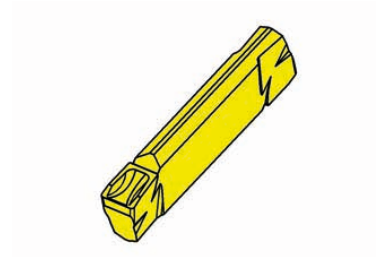
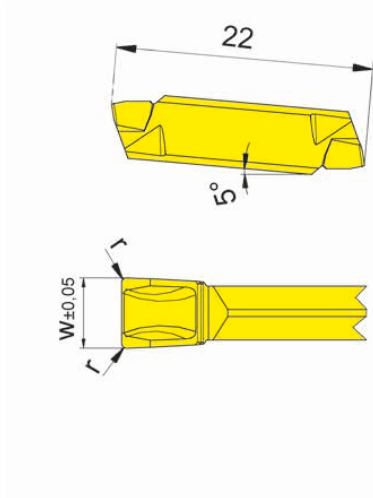
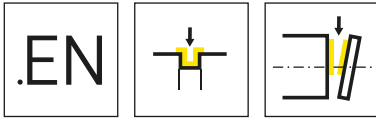
硬质合金牌号
Carbide grades

▲ 库存
on stock

△ 4周
4 weeks

产品型号 Part number	w	r	HIS	AS45	HP65	IG35
S224.0200.3V2	2	0.2	224018	▲	▲	▲
S224.0250.3V2	2.5	0.2	224028	▲	▲	▲
S224.0300.3V2	3	0.2	224038	▲	▲	▲
S224.0400.3V3	4	0.3	224048	▲	▲	▲
				P ●	●	-
				M ●	●	●
				K ●	●	-
				N ○	○	-
				S ●	●	●
				H -	-	-





硬质合金牌号
Carbide grades

▲ 库存
on stock

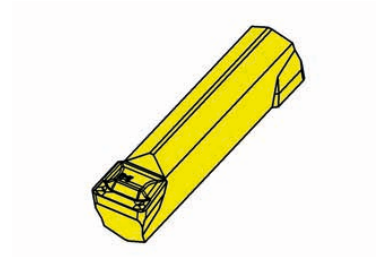
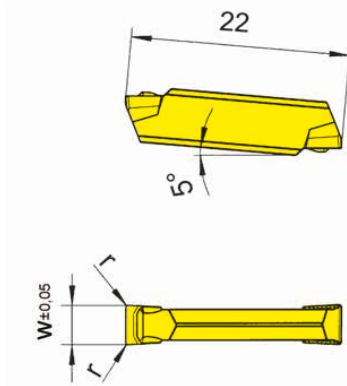
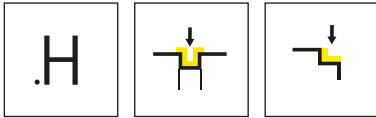
△ 4周
4 weeks

产品型号 Part number	w	r	HIS	AS62	AS65
S224.0200.EN2	2	0.2	224018	▲	
S224.0250.EN2	2.5	0.2	224028	▲	
S224.0300.EN2	3	0.2	224038	▲	▲
				P ● ●	
				M - o	
				K - o	
				N - -	
				S - -	
				H - -	



可转位刀片 Indexable insert

S224



硬质合金牌号
Carbide grades

▲ 库存
on stock

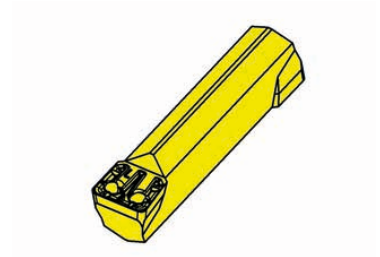
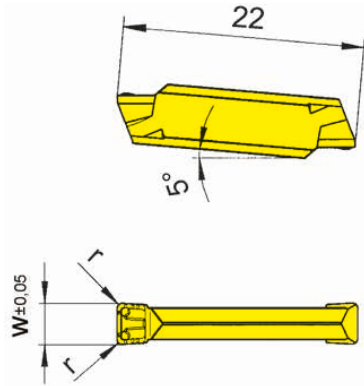
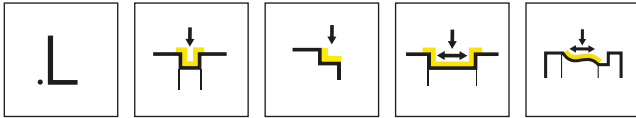
△ 4周
4 weeks

产品型号 Part number	w	r	HIS	AL96	TF42
S224.0300.H4	3	0.4	224038	▲	▲
S224.0400.H4	4	0.4	224048	△	▲
S224.0500.H6	5	0.6	224058	▲	▲
S224.0500.H8	5	0.8	224058	△	
S224.0600.H6	6	0.6	224068		△
S224.0600.H8	6	0.8	224068		△
				P ● ●	
				M - -	
				K ● -	
				N ● -	
				S - -	
				H - -	



可转位刀片 Indexable insert

S224



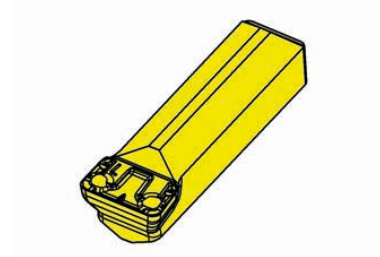
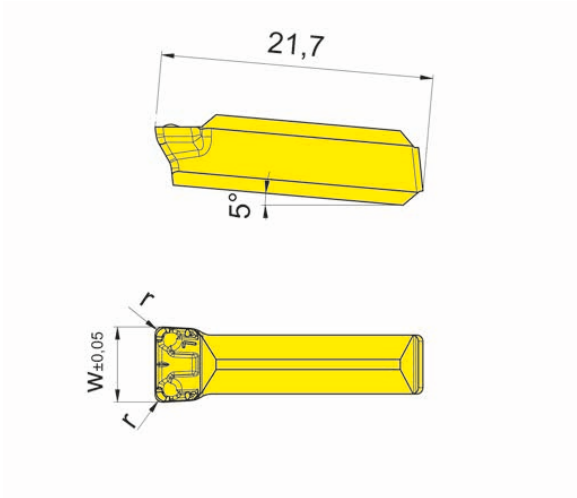
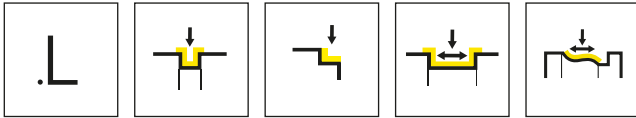
硬质合金牌号
Carbide grades

▲ 库存
on stock

△ 4周
4 weeks

产品型号 Part number	w	r	HIS	硬质合金牌号 Carbide grades								
				AL96	AS62	AS65	AS66	ASG6	IG66	TF42	TI22	
S224.0300.L4	3	0.4	224038		▲	▲	▲	▲	▲	▲		
S224.0400.L4	4	0.4	224048	▲	▲		▲	▲	▲	▲	▲	▲
S224.0500.L4	5	0.4	224058	▲	▲		▲	△	▲	▲	▲	▲
S224.0500.L6	5	0.6	224058	△	▲		▲	△	▲	▲	▲	▲
S224.0600.L4	6	0.4	224068	△	▲				▲	▲	▲	▲
S224.0600.L6	6	0.6	224068	▲	▲			△	▲	▲	△	▲
P				●	●	●	●	●	●	●	●	●
M				-	-	○	○	○	●	-	-	-
K				●	-	○	●	○	-	-	-	-
N				●	-	-	●	-	-	-	-	-
S				-	-	-	○	-	○	-	-	-
H				-	-	-	-	-	-	-	-	-





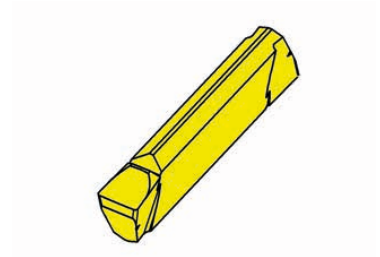
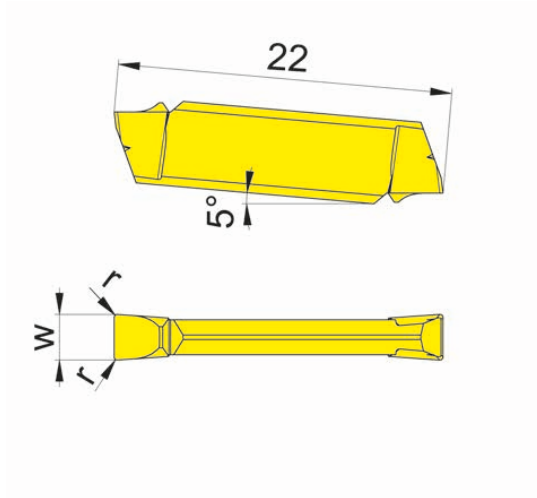
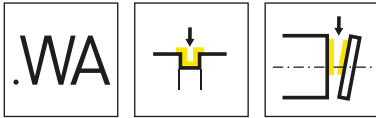
硬质合金牌号
Carbide grades

▲ 库存
on stock

△ 4周
4 weeks

产品型号 Part number	w	r	HIS	硬质合金牌号 Carbide grades		
				AS42	AS46	IG66
S124.0600.L6	6	0.6	224068	△	▲	△
				P ●	○	●
				M ●	○	●
				K ●	●	-
				N ●	○	-
				S ●	○	○
				H -	-	-

G



硬质合金牌号
Carbide grades

▲ 库存
on stock

△ 4周
4 weeks

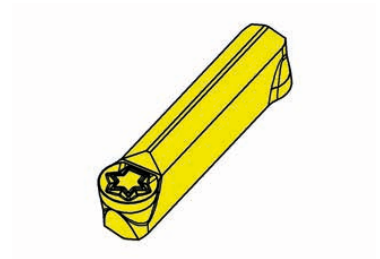
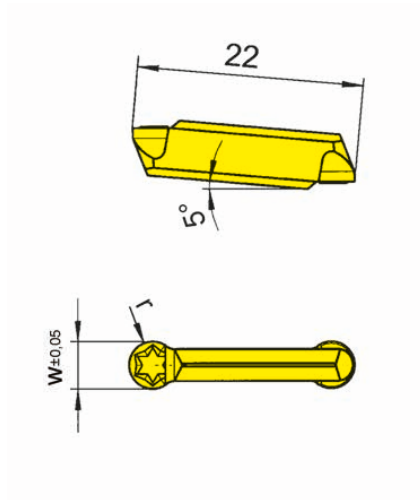
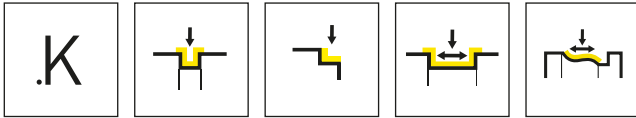
产品型号 Part number	w	r	HIS	K10	DD26
S224.0200.WA2	2	0.2	224018	▲	▲
S224.0300.WA2	3	0.2	224038	▲	▲
				P ● -	
				M ○ -	
				K ● -	
				N ● ●	
				S ○ ○	
				H - -	



可转位刀片

Indexable insert

S224



硬质合金牌号
Carbide grades

▲ 库存
on stock

△ 4周
4 weeks

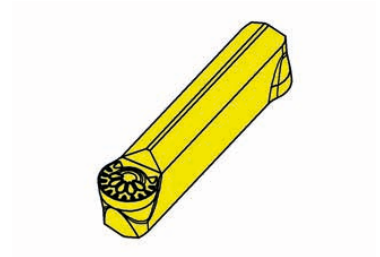
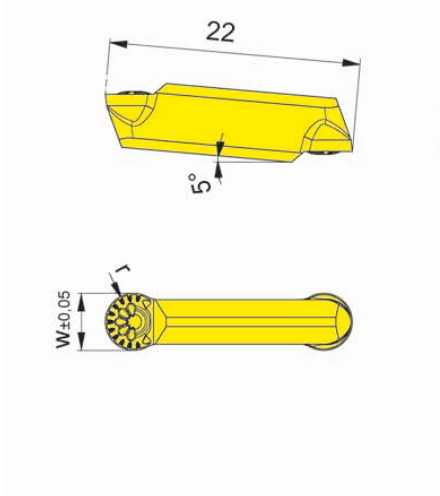
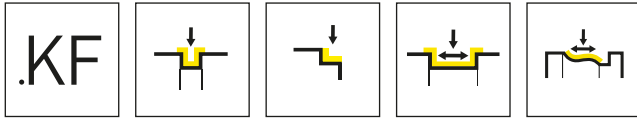
产品型号 Part number	w	r	HIS	硬质合金牌号 Carbide grades									
				P20	AL96	AS62	AS66	IG66	TC92	TF42	TN32	TN35	
S224.0010.K2	2	1	224018			▲	▲	▲			▲		
S224.0015.K3	3	1.5	224038	△	▲	▲	▲	▲	▲	▲	▲	▲	
S224.0020.K4	4	2	224048	△	▲	▲	▲	▲	▲	▲	▲	▲	
S224.0025.K5	5	2.5	224058	△	▲	▲	▲	▲	▲	△	▲	▲	△
S224.0030.K6	6	3	224068	△		▲	▲	▲					
P	●	●	●	●	●	●	●	●	●	●	●	●	●
M	-	-	-	O	●	-	-	-	-	-	-	-	●
K	-	●	-	●	-	-	-	-	-	-	-	-	●
N	-	●	-	●	-	-	-	-	-	-	-	-	●
S	-	-	-	O	O	-	-	-	-	-	-	-	●
H	-	-	-	-	-	-	-	-	-	-	-	-	-



可转位刀片

Indexable insert

S224



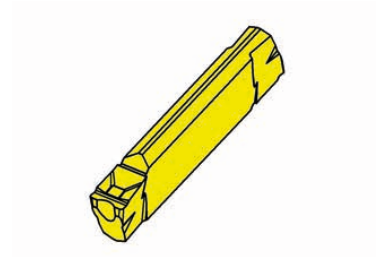
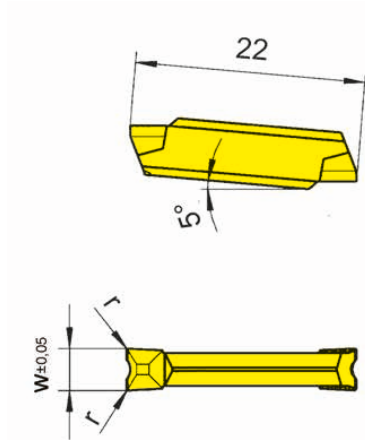
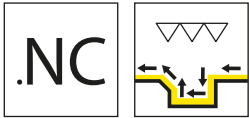
硬质合金牌号
Carbide grades

▲ 库存
on stock

△ 4周
4 weeks

产品型号 Part number	w	r	HIS	AS62	AS66	EG55	IG66	TA42
S224.0010.KF2	2	1	224018		▲	▲		
S224.0015.KF3	3	1.5	224038		▲		▲	
S224.0020.KF4	4	2	224048		▲		▲	△
S224.0025.KF5	5	2.5	224058	△	▲		▲	
S224.0030.KF6	6	3	224068		▲		▲	
P	●	●	●	●	●	●	●	●
M	-	○	○	●	-	-	-	-
K	-	●	○	-	-	-	-	-
N	-	●	-	-	-	-	-	-
S	-	○	-	○	-	-	-	-
H	-	-	-	-	-	-	-	-





硬质合金牌号
Carbide grades

▲ 库存
on stock

△ 4周
4 weeks

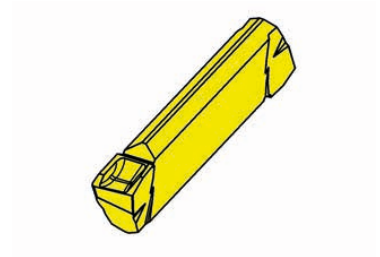
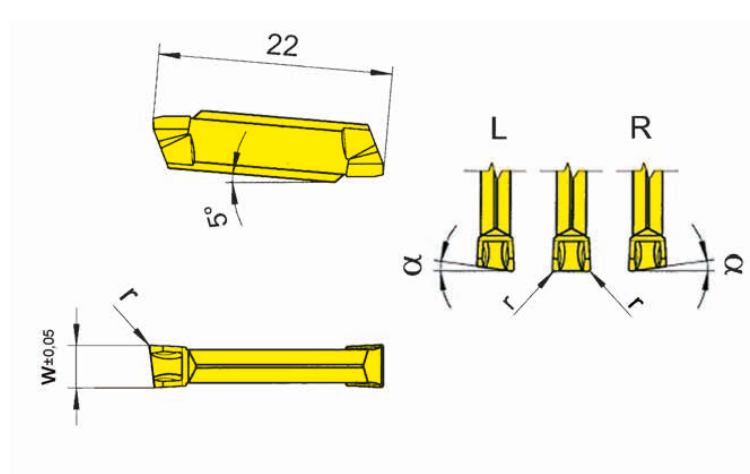
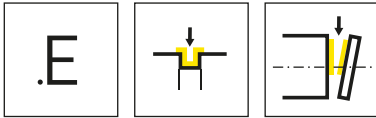
产品型号 Part number	w	r	w _x	HIS	TF46	TI22	TI25	TI26
S224.NC25.D2	2.5	0.2	3.6	224028	△	▲	▲	▲
S224.NC30.D2	3	0.2	4.5	224038	△	▲	▲	▲
					P	●	●	●
					M	○	-	○
					K	●	-	●
					N	●	-	●
					S	○	-	○
					H	-	-	-

w_x = 槽宽 - R(右) - R(左)
w_x = width of groove - R(right) - R(left)

G

可转位刀片 Indexable insert

S224



R=右手型-如图
R = right hand version shown

L=左手型
L = left hand version

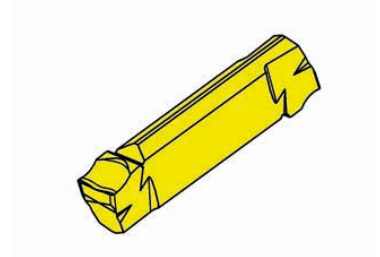
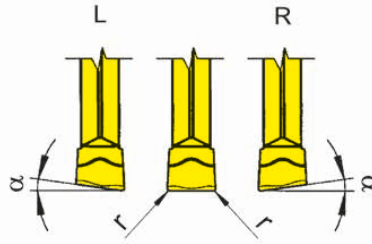
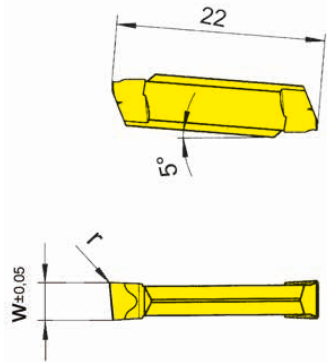
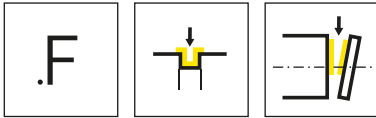
硬质合金牌号
Carbide grades
▲ 库存
on stock
△ 4周
4 weeks

产品型号 Part number	w	r	α	HIS	AL96	AS62	TA43	TC92	TC93	TF43	TF45	TI22	TI25	TN32	TN35
RS224.0520.E2	2	0.2	5°	224018		▲		△	△	△					
RS224.0525.E2	2.5	0.2	5°	224028		▲		△	△	△	△				
RS224.0530.E2	3	0.2	5°	224038		▲		△	△	△	▲				
LS224.0520.E2	2	0.2	5°	224018		△		△	△	△	△				
LS224.0525.E2	2.5	0.2	5°	224028		△		△	△	△	△				
LS224.0530.E2	3	0.2	5°	224038		▲			△		▲				
S224.0200.E2	2	0.2	0°	224018		▲		△		▲	▲				
S224.0250.E2	2.5	0.2	0°	224028		▲		△	△	▲	▲				
S224.0300.E2	3	0.2	0°	224038		▲	△	△	△	▲	▲	▲		△	△
S224.0300.E4	3	0.4	-	224038	△	▲		△	△	△	▲		▲	△	△
S224.0400.E2	4	0.2	0°	224048	△	▲		△	△	△	▲		△	△	△
S224.0400.E4	4	0.4	-	224048	△	▲		△	△	△	▲		△	△	△
P	●	●	●	●	●	●	●	●	●	●	●	●	●	●	●
M	-	-	-	-	-	-	-	-	-	-	●	-	●	-	●
K	●	-	-	-	-	-	-	-	-	-	●	-	●	-	●
N	●	-	-	-	-	-	-	-	-	-	●	-	●	-	●
S	-	-	-	-	-	-	-	-	-	-	●	-	●	-	●
H	-	-	-	-	-	-	-	-	-	-	-	-	-	-	-



可转位刀片 Indexable insert

S224



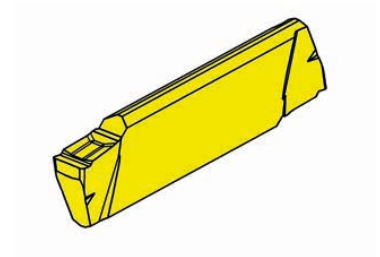
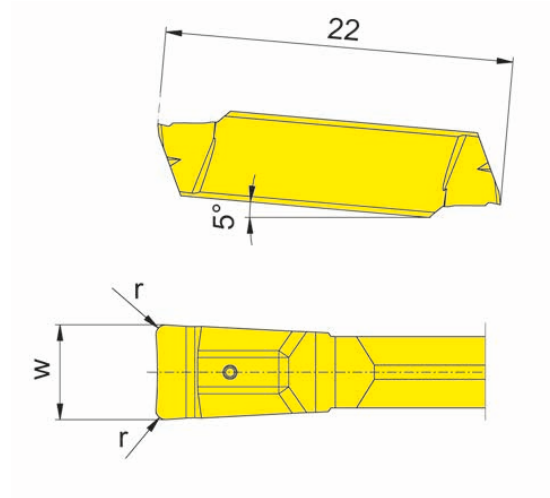
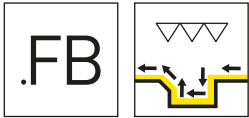
硬质合金牌号
Carbide grades

▲ 库存
on stock

△ 4周
4 weeks

产品型号 Part number	w	r	α	HIS	硬质合金牌号 Carbide grades									
					AL96	TA43	TF42	TF43	TF45	TF46	TI22	TI25	TN32	
RS224.0520.F2	2	0.2	5°	224018					▲	▲				
RS224.0525.F2	2.5	0.2	5°	224028				▲	▲					
RS224.0530.F2	3	0.2	5°	224038				▲	▲		△			
LS224.0520.F2	2	0.2	5°	224018					▲	△				
LS224.0525.F2	2.5	0.2	5°	224028					▲					
LS224.0530.F2	3	0.2	5°	224038				△	▲					
S224.0200.F2	2	0.2	0°	224018	△		△	▲	▲	▲	▲	▲	▲	△
S224.0250.F2	2.5	0.2	0°	224028	△		△	△	▲	△	△	△	△	△
S224.0300.F2	3	0.2	0°	224038	△	△		▲	▲		△	▲	▲	△
S224.0400.F2	4	0.2	0°	224048	△		△		▲		▲	△	△	△
P	●	●	●	●	●	●	●	●	●	●	●	●	●	●
M	-	-	-	-	●	○	-	●	-	-	-	-	-	-
K	●	-	-	-	●	●	-	●	●	-	-	-	-	-
N	●	-	-	-	●	●	-	●	●	-	-	-	-	-
S	-	-	-	-	●	○	-	●	-	-	-	-	-	-
H	-	-	-	-	-	-	-	-	-	-	-	-	-	-

G



硬质合金牌号
Carbide grades

▲ 库存
on stock

△ 4周
4 weeks

产品型号 Part number	w	r	HIS	IG6T	H20
S224.FB20.02	2	0.2	224018	△	▲
S224.FB30.02	3	0.2	224038	△	▲
				P ● ●	
				M ● ●	
				K - -	
				N - -	
				S ○ -	
				H - -	

计算槽的最小可加工宽度 w_x
Calculation of the smallest possible width of groove w_x

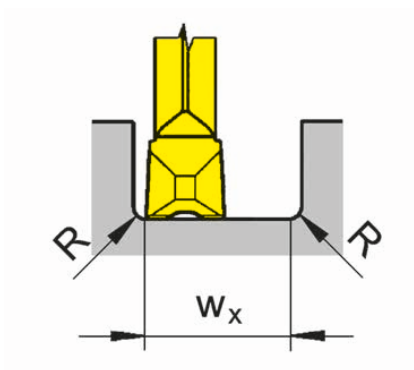
例如 S224.FB20.02
Example

$$w_x = 2 \times \text{槽宽 } w - 2 \times \text{刀尖圆角 } R$$


$$w_x = 2 \times \text{Width of insert } w - 2 \times \text{Corner radius insert } R$$

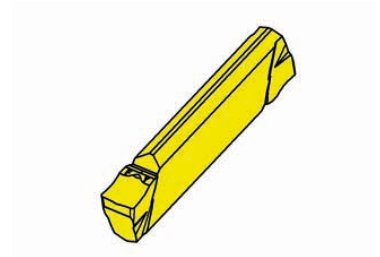
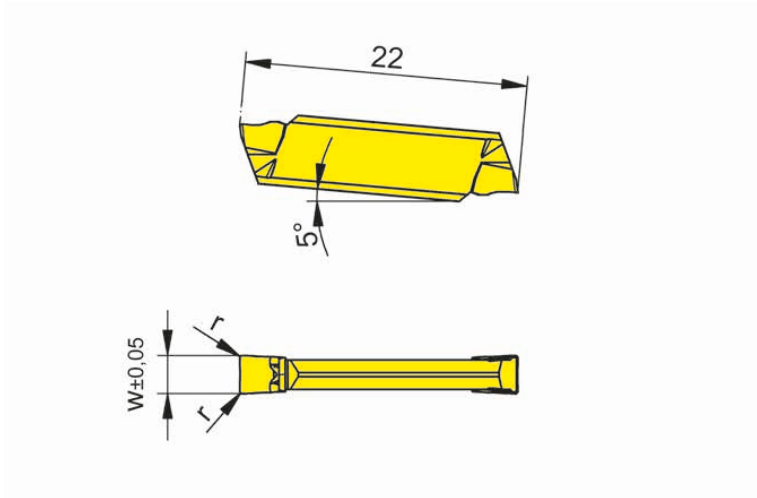
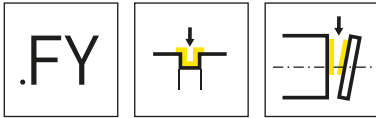
$$w_x = 2 \times 2 \text{ mm} - 2 \times 0.2 \text{ mm}$$

$$w_x = 3.6 \text{ mm}$$



加工路径
Processing flow





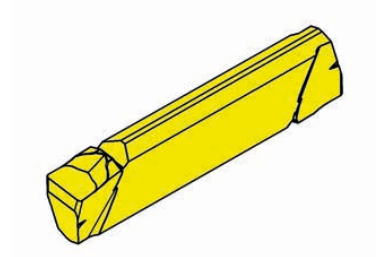
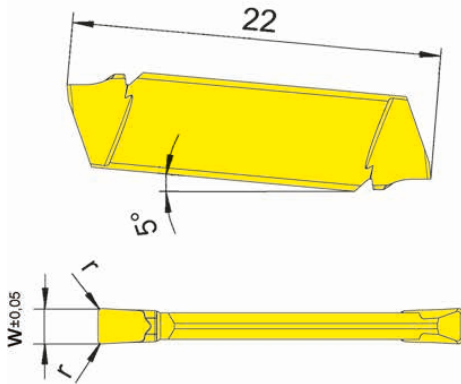
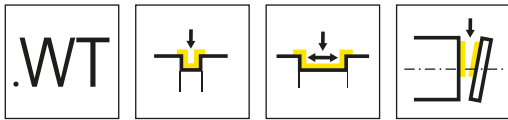
硬质合金牌号
Carbide grades

▲ 库存
on stock

△ 4周
4 weeks

产品型号 Part number	w	r	HIS	HP65	IG35	PH35	TI25
S224.0200.FY2	2	0.2	224018	▲	▲	△	▲
S224.0250.FY2	2.5	0.2	224028	▲	▲	△	▲
S224.0300.FY2	3	0.2	224038	▲	▲	△	▲
				P ●	-	O ●	●
				M ●	●	O ●	●
				K ●	-	●	●
				N O	-	-	●
				S ●	●	-	●
				H -	-	-	-

G



硬质合金牌号
Carbide grades

▲ 库存
on stock

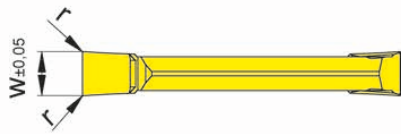
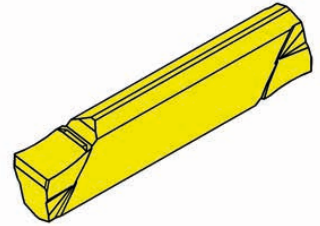
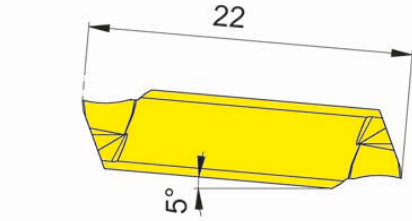
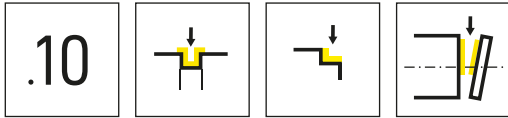
△ 4周
4 weeks

产品型号 Part number	w	r	HIS	IG35
S224.0200.WT2	2	0.2	224018	▲
S224.0250.WT2	2.5	0.2	224028	▲
S224.0300.WT2	3	0.2	224038	▲
				P -
				M ●
				K -
				N -
				S ●
				H -



可转位刀片
Indexable insert

S224



硬质合金牌号
Carbide grades

▲ 库存
on stock

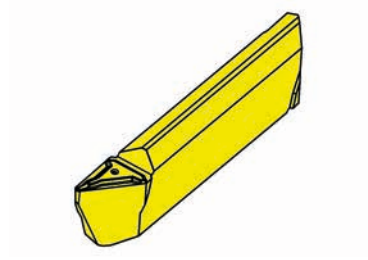
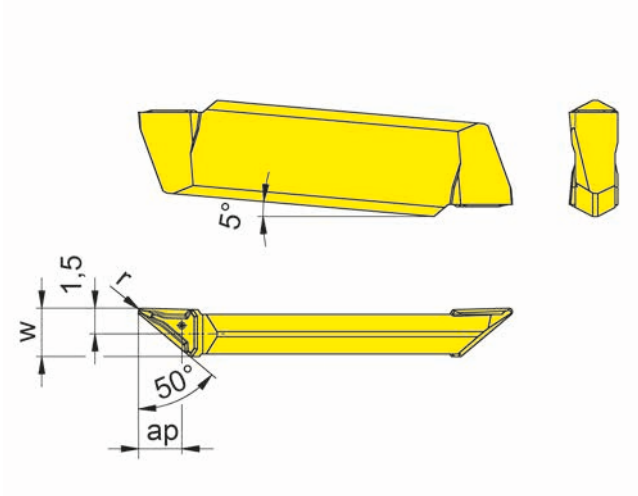
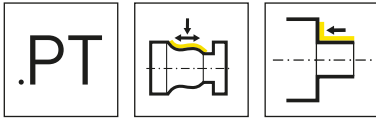
△ 4周
4 weeks

产品型号 Part number	w	r	HIS	EG35	IG66
S224.0200.10	2	0.05	224028	▲	△
S224.0250.10	2.5	0.1	224028	▲	△
S224.0300.10	3	0.1	224038	▲	△
				P ● ●	
				M ● ●	
				K ○ -	
				N - -	
				S - ○	
				H - -	

G

可转位刀片 Indexable insert

S224



R=右手型-如图
R = right hand version shown

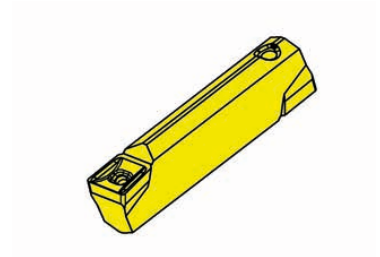
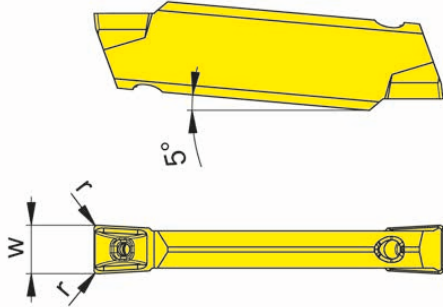
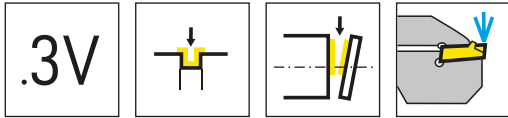
L=左手型
L = left hand version

▲ 库存
on stock

硬质合金牌号
Carbide grades
▲ 4周
4 weeks

产品型号 Part number	w	r	a _p	HIS	Carbide grades	
					EG55	IG35
RS224.5028.PT2	2.8	0.2	2.5	224038	▲	▲
RS224.5029.PT4	2.9	0.4	2.5	224038	▲	▲
LS224.5028.PT2	2.8	0.2	2.5	224038	▲	▲
LS224.5029.PT4	2.9	0.4	2.5	224038	▲	▲
配合刀杆 H224.1...6.03.IK for Toolholder H224.1...6.03.IK					P	● -
					M	○ ●
					K	○ -
					N	- -
					S	- ●
					H	- -





硬质合金牌号
Carbide grades


▲ 库存
on stock

△ 4周
4 weeks

产品型号 Part number	w	r	HIS		HP65	IG35
S224.0300.3V2.IK	3	0.2	224039		▲	▲
				P	●	-
				M	●	●
				K	●	-
				N	○	-
				S	●	●
				H	-	-

G

229/259



刀杆和刀片

槽宽2.5 - 10 mm

Toolholder and Inserts

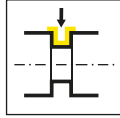
Width of groove 2,5 - 10 mm

H

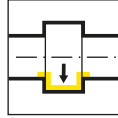
槽型及进给
Geometries and
feed rates

页/Page
210-213

常规刀柄
Basic toolholder
210/218/B229

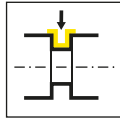


页/Page
214, 217,
219-220

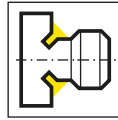


页/Page
242-243

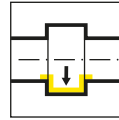
刀杆
Toolholder
210/218/226/219
225/213/214/H259



页/Page
215-216, 218,
221-233, 272

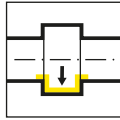


页/Page
234

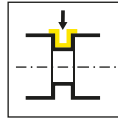


页/Page
235-241

刀夹
Cassette
BK229/257/050



页/Page
244-246



页/Page
247


可转位刀片
Indexable insert
S229/229/259



页/Page
248, 264, 269



页/Page
249



页/Page
250



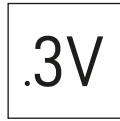
页/Page
251



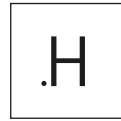
页/Page
252



页/Page
253



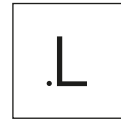
页/Page
254



页/Page
255



页/Page
256



页/Page
257-258



页/Page
259



页/Page
260



页/Page
261



页/Page
262



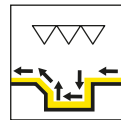
页/Page
263



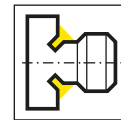
页/Page
265



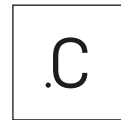
页/Page
266




页/Page
267



页/Page
268



页/Page
270-271



页/Page
273



槽型及进给

Geometries and feed rates



槽型 Geometry	材料 Material	进给 f [mm/U] Feed rate f [mm/rev]	加工方式 Machining						
	<table border="1"> <tr> <td>P</td> <td>M</td> <td>K</td> </tr> <tr> <td>N</td> <td>S</td> <td>H</td> </tr> </table>	P	M	K	N	S	H	<p>↓ 0.15-0.25</p> <p>↔ 0.15-0.40</p>	
P	M	K							
N	S	H							
	<table border="1"> <tr> <td>P</td> <td>M</td> <td>K</td> </tr> <tr> <td>N</td> <td>S</td> <td>H</td> </tr> </table>	P	M	K	N	S	H	<p>↓ 0.10-0.45</p> <p>↔ 0.15-0.60</p>	
P	M	K							
N	S	H							
	<table border="1"> <tr> <td>P</td> <td>M</td> <td>K</td> </tr> <tr> <td>N</td> <td>S</td> <td>H</td> </tr> </table>	P	M	K	N	S	H	<p>↓ 0.05-0.30</p> <p>↔ 0.10-0.30</p>	
P	M	K							
N	S	H							
	<table border="1"> <tr> <td>P</td> <td>M</td> <td>K</td> </tr> <tr> <td>N</td> <td>S</td> <td>H</td> </tr> </table>	P	M	K	N	S	H	<p>↓ 0.08-0.30</p>	
P	M	K							
N	S	H							
	<table border="1"> <tr> <td>P</td> <td>M</td> <td>K</td> </tr> <tr> <td>N</td> <td>S</td> <td>H</td> </tr> </table>	P	M	K	N	S	H	<p>↓ 0.03-0.15</p>	
P	M	K							
N	S	H							

H

槽型及进给

Geometries and feed rates

槽型 Geometry	材料 Material	进给 f [mm/U] Feed rate f [mm/rev]	加工方式 Machining						
	<table border="1"> <tr> <td>P</td> <td>M</td> <td>K</td> </tr> <tr> <td>N</td> <td>S</td> <td>H</td> </tr> </table>	P	M	K	N	S	H	<p>↓ 0.03-0.15</p>	
P	M	K							
N	S	H							
	<table border="1"> <tr> <td>P</td> <td>M</td> <td>K</td> </tr> <tr> <td>N</td> <td>S</td> <td>H</td> </tr> </table>	P	M	K	N	S	H	<p>↓ 0.05-0.20</p>	
P	M	K							
N	S	H							
	<table border="1"> <tr> <td>P</td> <td>M</td> <td>K</td> </tr> <tr> <td>N</td> <td>S</td> <td>H</td> </tr> </table>	P	M	K	N	S	H	<p>↓ 0.15-0.25 ↔ 0.10-0.25</p>	
P	M	K							
N	S	H							
	<table border="1"> <tr> <td>P</td> <td>M</td> <td>K</td> </tr> <tr> <td>N</td> <td>S</td> <td>H</td> </tr> </table>	P	M	K	N	S	H	<p>↓ 0.20-0.30</p>	
P	M	K							
N	S	H							
	<table border="1"> <tr> <td>P</td> <td>M</td> <td>K</td> </tr> <tr> <td>N</td> <td>S</td> <td>H</td> </tr> </table>	P	M	K	N	S	H	<p>↓ 0.10-0.22 ↔ 0.05-0.20</p>	
P	M	K							
N	S	H							

H

槽型及进给

Geometries and feed rates



槽型 Geometry	材料 Material	进给 f [mm/U] Feed rate f [mm/rev]	加工方式 Machining						
	<table border="1"> <tr> <td>P</td> <td>M</td> <td>K</td> </tr> <tr> <td>N</td> <td>S</td> <td>H</td> </tr> </table>	P	M	K	N	S	H	↓ 0.05-0.25 ↔ 0.05-0.25	
P	M	K							
N	S	H							
	<table border="1"> <tr> <td>P</td> <td>M</td> <td>K</td> </tr> <tr> <td>N</td> <td>S</td> <td>H</td> </tr> </table>	P	M	K	N	S	H	↓ 0.05-0.25 ↔ 0.05-0.25	
P	M	K							
N	S	H							
	<table border="1"> <tr> <td>P</td> <td>M</td> <td>K</td> </tr> <tr> <td>N</td> <td>S</td> <td>H</td> </tr> </table>	P	M	K	N	S	H	↓ 0.10-0.45 ↔ 0.05-0.25	
P	M	K							
N	S	H							
	<table border="1"> <tr> <td>P</td> <td>M</td> <td>K</td> </tr> <tr> <td>N</td> <td>S</td> <td>H</td> </tr> </table>	P	M	K	N	S	H	↓ 0.05-0.15	
P	M	K							
N	S	H							
	<table border="1"> <tr> <td>P</td> <td>M</td> <td>K</td> </tr> <tr> <td>N</td> <td>S</td> <td>H</td> </tr> </table>	P	M	K	N	S	H	↓ 0.07-0.25	
P	M	K							
N	S	H							

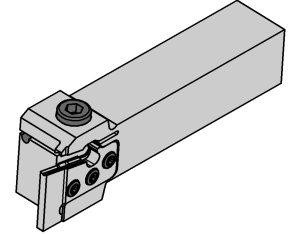
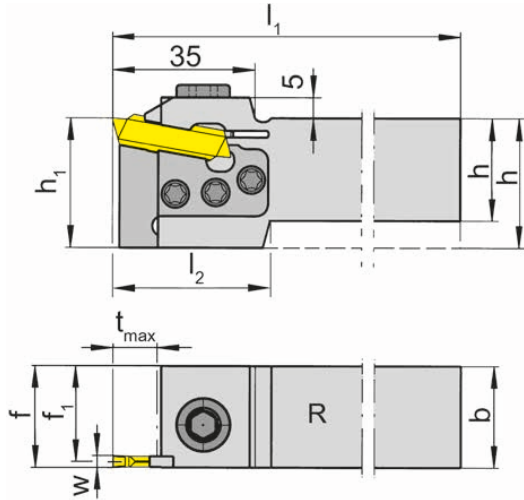
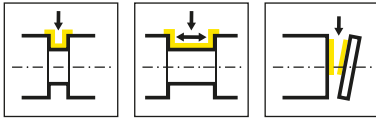
H

槽型及进给

Geometries and feed rates

槽型 Geometry	材料 Material	进给 f [mm/U] Feed rate f [mm/rev]	加工方式 Machining						
	<table border="1"> <tr> <td>P</td> <td>M</td> <td>K</td> </tr> <tr> <td>N</td> <td>S</td> <td>H</td> </tr> </table>	P	M	K	N	S	H	↓ 0.02-0.10 ↔ 0.02-0.15	
P	M	K							
N	S	H							
	<table border="1"> <tr> <td>P</td> <td>M</td> <td>K</td> </tr> <tr> <td>N</td> <td>S</td> <td>H</td> </tr> </table>	P	M	K	N	S	H	↓ 0.02-0.10 ↔ 0.0015-0.07	
P	M	K							
N	S	H							
	<table border="1"> <tr> <td>P</td> <td>M</td> <td>K</td> </tr> <tr> <td>N</td> <td>S</td> <td>H</td> </tr> </table>	P	M	K	N	S	H	↓ 0.02-0.10	
P	M	K							
N	S	H							
	<table border="1"> <tr> <td>P</td> <td>M</td> <td>K</td> </tr> <tr> <td>N</td> <td>S</td> <td>H</td> </tr> </table>	P	M	K	N	S	H	↓ 0.02-0.10 ↔ 0.02-0.15	
P	M	K							
N	S	H							

H



R=右手型-如图
R = right hand version shown

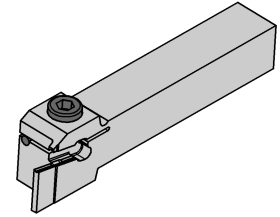
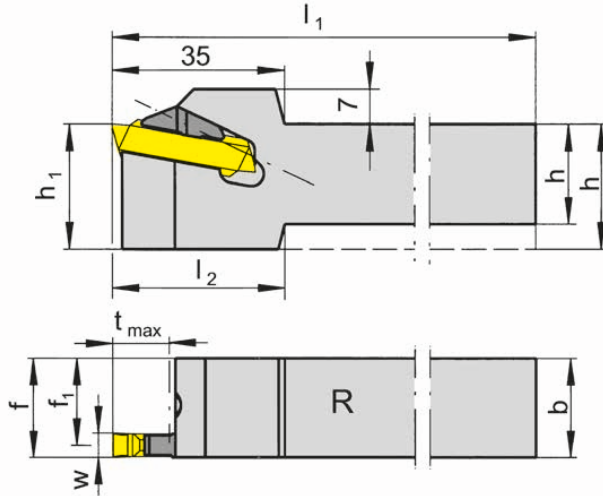
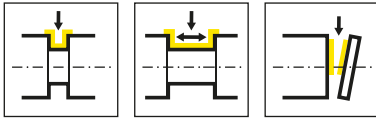
L=左手型
L = left hand version

产品型号 Part number	h	b	l ₁	l ₂	h ₁	f ₁	f	t _{max}	夹持范围 Clamping range	HWS
R210.2525.K3	25	25	150	35	32	23.55	f ₁ +w/2	11	3.0-4.0	229030
R210.3225.K3	32	25	170	-	32	23.55	f ₁ +w/2	11	3.0-4.0	229030
R210.2525.K4	25	25	150	35	32	22.7	f ₁ +w/2	11	4.0-5.0	229040
R210.3225.K4	32	25	150	-	32	22.7	f ₁ +w/2	11	4.0-5.0	229040
R210.2525.K5	25	25	150	35	32	22.2	f ₁ +w/2	11	5.1-6.0	229050 • 229051
R210.3225.K5	32	25	170	-	32	22.2	f ₁ +w/2	11	5.1-6.0	229050 • 229051
R210.2525.K7	25	25	150	35	32	21.2	f ₁ +w/2	11	6.1-8.0	229070 • 229071
R210.3225.K7	32	25	170	-	32	21.2	f ₁ +w/2	11	6.1-8.0	229070 • 229071
L210.2525.K3	25	25	150	35	32	23.55	f ₁ +w/2	11	3.0-4.0	229030
L210.3225.K3	32	25	170	-	32	23.55	f ₁ +w/2	11	3.0-4.0	229030
L210.2525.K4	25	25	150	35	32	22.7	f ₁ +w/2	11	4.0-5.0	229040
L210.3225.K4	32	25	150	-	32	22.7	f ₁ +w/2	11	4.0-5.0	229040
L210.2525.K5	25	25	150	35	32	22.2	f ₁ +w/2	11	5.1-6.0	229050 • 229051
L210.3225.K5	32	25	170	-	32	22.2	f ₁ +w/2	11	5.1-6.0	229050 • 229051
L210.2525.K7	25	25	150	35	32	21.2	f ₁ +w/2	11	6.1-8.0	229070 • 229071
L210.3225.K7	32	25	170	-	32	21.2	f ₁ +w/2	11	6.1-8.0	229070 • 229071

w见刀片
w see indexable inserts

配件
Spare Parts

常规刀柄 Basic toolholder	锁紧螺钉 Clamping Screw	刀夹 Cassette	TORX PLUS®扳手 TORX PLUS® Wrench	TORX 扳手 Torx Wrench
R/L210...K3	030.0518.T20P	NK210.32.03	T20PQ	
R/L210...K4	030.0518.T20P	NK210.32.04	T20PQ	
R/L210...K5	030.0518.T20P	NK210.32.05	T20PQ	
R/L210...K7	030.0518.T20P	NK210.32.07	T20PQ	T15Q



R=右手型-如图
R = right hand version shown

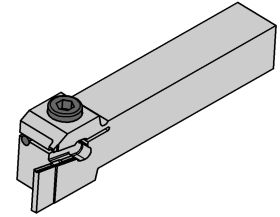
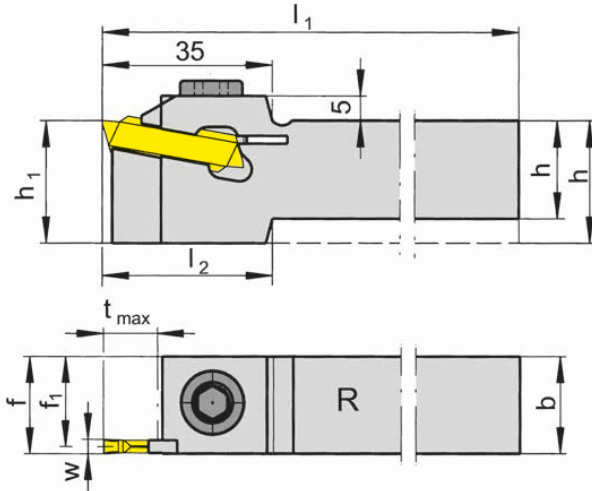
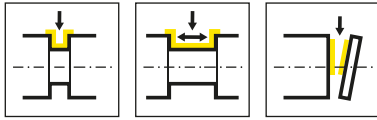
L=左手型
L = left hand version

产品型号 Part number	h	b	l ₁	l ₂	h ₁	f ₁	f	t _{max}	夹持范围 Clamping range	HWS
R210.2020.09	20	20	150	35	25	15.2	f ₁ +w/2	11	8.1-10.4	229090 • 229091
R210.2525.09	25	25	150	-	25	20.2	f ₁ +w/2	11	8.1-10.4	229090 • 229091
R210.3225.09	32	25	170	-	32	20.2	f ₁ +w/2	11	8.1-10.4	229090 • 229091
L210.2020.09	20	20	150	35	25	15.2	f ₁ +w/2	11	8.1-10.4	229090 • 229091
L210.2525.09	25	25	150	-	25	20.2	f ₁ +w/2	11	8.1-10.4	229090 • 229091
L210.3225.09	32	25	170	-	32	20.2	f ₁ +w/2	11	8.1-10.4	229090 • 229091

w见刀片
w see indexable inserts

配件
Spare Parts

刀杆 Toolholder	压板 Clamping element	TORX PLUS®扳手 TORX PLUS® Wrench
L210...	L218.9	T15PQ
R210...	R218.9	T15PQ



R=右手型-如图
R = right hand version shown

L=左手型
L = left hand version

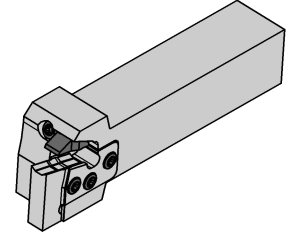
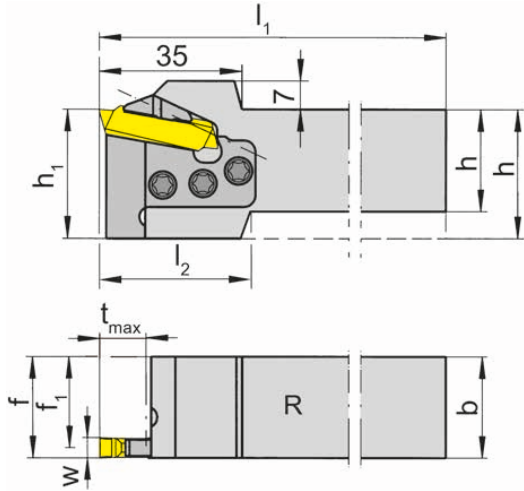
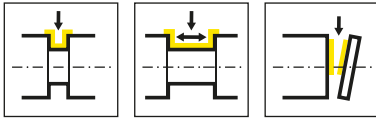
产品型号 Part number	h	b	l ₁	l ₂	h ₁	f ₁	f	t _{max}	夹持范围 Clamping range	HWS
R210.2020.02	20	20	150	35	25	18.55	f ₁ +w/2	11	2.5-3.0	229020
R210.2525.02	25	25	150	-	25	23.55	f ₁ +w/2	11	2.5-3.0	229020
R210.1616.03	16	16	150	45	25	14.55	f ₁ +w/2	11	3.0-4.0	229030
R210.2020.03	20	20	150	35	25	18.55	f ₁ +w/2	11	3.0-4.0	229030
R210.2525.03	25	25	150	-	25	23.55	f ₁ +w/2	11	3.0-4.0	229030
R210.3225.03	32	25	170	-	32	23.55	f ₁ +w/2	11	3.0-4.0	229030
R210.2020.04	20	20	150	35	25	17.7	f ₁ +w/2	11	3.0-4.0	229040
R210.2525.04	25	25	150	-	25	22.7	f ₁ +w/2	11	4.0-5.0	229040
R210.3225.04	32	25	170	-	32	22.7	f ₁ +w/2	11	4.0-5.0	229040
R210.2020.05	20	20	150	35	25	17.2	f ₁ +w/2	11	5.1-6.0	229050 • 229051
R210.2525.05	25	25	150	-	25	22.2	f ₁ +w/2	11	5.1-6.0	229050 • 229051
R210.3225.05	32	25	170	-	32	22.2	f ₁ +w/2	11	5.1-6.0	229050 • 229051
L210.2020.02	20	20	150	35	25	18.55	f ₁ +w/2	11	2.5-3.0	229020
L210.2525.02	25	25	150	-	25	23.55	f ₁ +w/2	11	2.5-3.0	229020
L210.1616.03	16	16	150	45	25	14.55	f ₁ +w/2	11	3.0-4.0	229030
L210.2020.03	20	20	150	35	25	18.55	f ₁ +w/2	11	3.0-4.0	229030
L210.2525.03	25	25	150	-	25	23.55	f ₁ +w/2	11	3.0-4.0	229030
L210.3225.03	32	25	170	-	32	23.55	f ₁ +w/2	11	3.0-4.0	229030
L210.2020.04	20	20	150	35	25	17.7	f ₁ +w/2	11	4.0-5.0	229040
L210.2525.04	25	25	150	-	25	22.7	f ₁ +w/2	11	4.0-5.0	229040
L210.3225.04	32	25	170	-	32	22.7	f ₁ +w/2	11	4.0-5.0	229040
L210.2020.05	20	20	150	35	25	17.2	f ₁ +w/2	11	5.1-6.0	229050 • 229051
L210.2525.05	25	25	150	-	25	22.2	f ₁ +w/2	11	5.1-6.0	229050 • 229051
L210.3225.05	32	25	170	-	32	22.2	f ₁ +w/2	11	5.1-6.0	229050 • 229051

w见刀片
w see indexable inserts

R/L 210...02在工件直径150mm以下可达最大切深
R/L 210...02 max. depth of groove up to Ø 150 mm

配件
Spare Parts

刀杆 Toolholder	锁紧螺钉 Clamping Screw
R/L210...	218.3



R=右手型-如图
R = right hand version shown

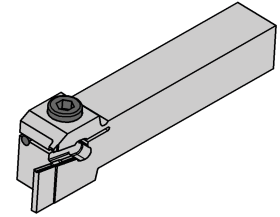
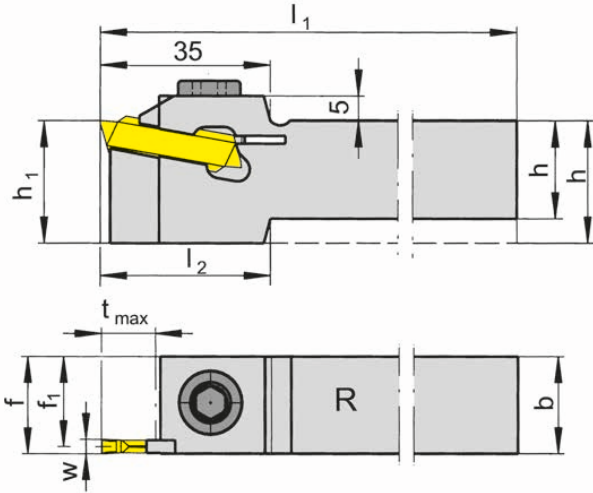
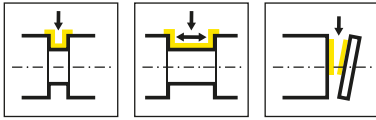
L=左手型
L = left hand version

产品型号 Part number	h	b	l ₁	l ₂	h ₁	f ₁	f	t _{max}	夹持范围 Clamping range	HWS
R210.2525.K9	25	25	150	35	32	20.2	f ₁ +w/2	11	8.1-10.4	229090 • 229091
R210.3225.K9	32	25	170	-	32	20.2	f ₁ +w/2	11	8.1-10.4	229090 • 229091
L210.2525.K9	25	25	150	35	32	20.2	f ₁ +w/2	11	8.1-10.4	229090 • 229091
L210.3225.K9	32	25	170	-	32	20.2	f ₁ +w/2	11	8.1-10.4	229090 • 229091

w见刀片
w see indexable inserts

配件
Spare Parts

常规刀柄 Basic toolholder	锁紧螺钉 Clamping Screw	刀夹 Cassette	压板 Clamping element	TORX PLUS®扳手 TORX PLUS® Wrench
R/L210...	030.0518.T20P	NK210.32.09	L218.9	T20PQ



R=右手型-如图
R = right hand version shown

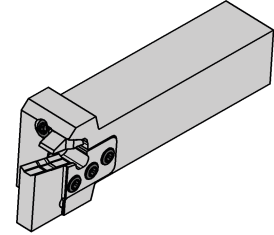
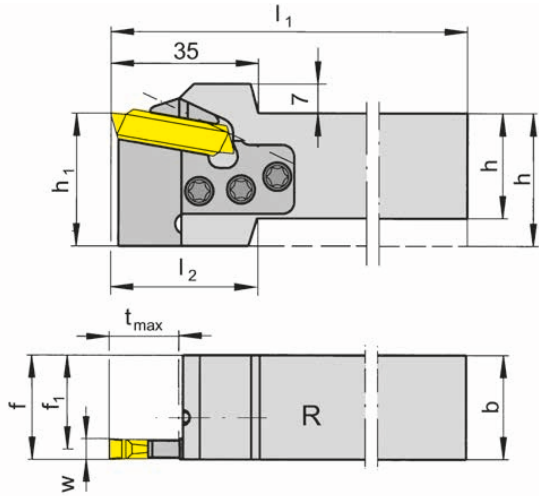
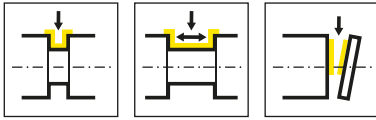
L=左手型
L = left hand version

产品型号 Part number	h	b	l ₁	l ₂	h ₁	f ₁	f	t _{max}	夹持范围 Clamping range	HWS
R210.2020.07	20	20	150	35	25	16.2	f ₁ +w/2	11	6.1-8.0	229070 • 229071
R210.2525.07	25	25	150	-	25	21.2	f ₁ +w/2	11	6.1-8.0	229070 • 229071
R210.3225.07	32	25	170	-	32	21.2	f ₁ +w/2	11	6.1-8.0	229070 • 229071
R210.2020.08	20	20	150	35	25	16.2	f ₁ +w/2	11	7.6-8.0	229080 • 229081
R210.2525.08	25	25	150	-	25	21.2	f ₁ +w/2	11	7.6-8.0	229080 • 229081
L210.2020.07	20	20	150	35	25	16.2	f ₁ +w/2	11	6.1-8.0	229070 • 229071
L210.2525.07	25	25	150	-	25	21.2	f ₁ +w/2	11	6.1-8.0	229070 • 229071
L210.3225.07	32	25	170	-	32	21.2	f ₁ +w/2	11	6.1-8.0	229070 • 229071
L210.2020.08	20	20	150	35	25	16.2	f ₁ +w/2	11	7.6-8.0	229080 • 229081
L210.2525.08	25	25	150	-	25	21.2	f ₁ +w/2	11	7.6-8.0	229080 • 229081

w见刀片
w see indexable inserts

配件
Spare Parts

刀杆 Toolholder	锁紧螺钉 Clamping Screw
R/L210...	218.3



R=右手型-如图
R = right hand version shown

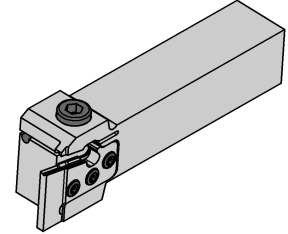
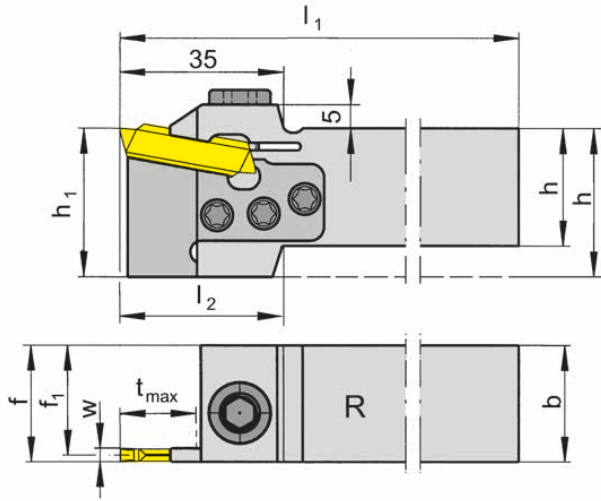
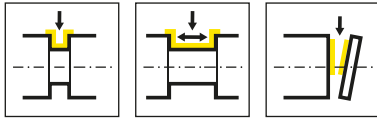
L=左手型
L = left hand version

产品型号 Part number	h	b	l ₁	l ₂	h ₁	f ₁	f	t _{max}	夹持范围 Clamping range	HWS
R218.2525.K9	25	25	150	48	32	20.2	f ₁ +w/2	18	8.1-10.4	229090 • 229091
R218.3225.K9	32	25	170	-	32	20.2	f ₁ +w/2	18	8.1-10.4	229090 • 229091
L218.2525.K9	25	25	150	48	32	20.2	f ₁ +w/2	18	8.1-10.4	229090 • 229091
L218.3225.K9	32	25	170	-	32	20.2	f ₁ +w/2	18	8.1-10.4	229090 • 229091

w见刀片
w see indexable inserts

配件
Spare Parts

常规刀柄 Basic toolholder	锁紧螺钉 Clamping Screw	刀夹 Cassette	压板 Clamping element	TORX PLUS®扳手 TORX PLUS® Wrench
R/L218...	030.0518.T20P	NK218.32.09	L218.9	T20PQ



R=右手型-如图
R = right hand version shown

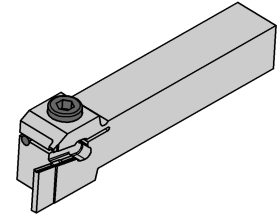
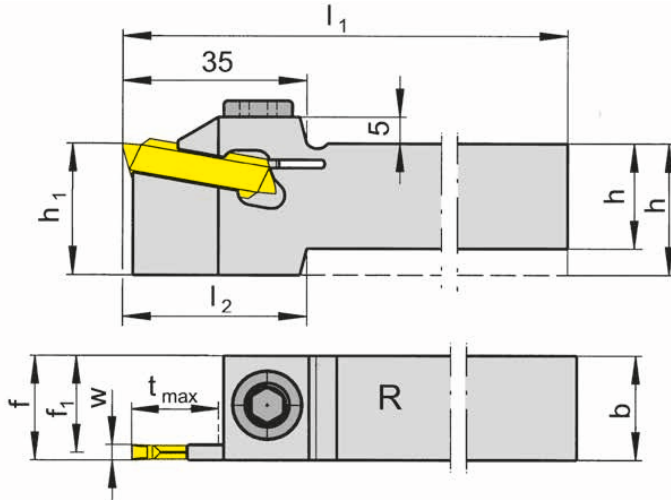
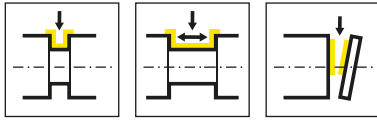
L=左手型
L = left hand version

产品型号 Part number	h	b	l ₁	l ₂	h ₁	f ₁	f	t _{max}	夹持范围 Clamping range	HWS
R218.2525.K3	25	25	150	35	32	23.55	f ₁ +w/2	18	3.0-4.0	229030
R218.3225.K3	32	25	170	-	32	23.55	f ₁ +w/2	18	3.0-4.0	229030
R218.3225.K4	32	25	170	-	32	22.7	f ₁ +w/2	18	4.0-5.0	229040
R218.2525.K5	25	25	150	35	32	22.2	f ₁ +w/2	18	5.1-6.0	229050 • 229051
R218.3225.K5	32	25	170	-	32	22.2	f ₁ +w/2	18	5.1-6.0	229050 • 229051
R218.2525.K7	25	25	150	35	32	21.2	f ₁ +w/2	18	6.1-8.0	229070 • 229071
R218.3225.K7	32	25	170	-	32	21.2	f ₁ +w/2	18	6.1-8.0	229070 • 229071
L218.2525.K3	25	25	150	35	32	23.55	f ₁ +w/2	18	3.0-4.0	229030
L218.3225.K3	32	25	170	-	32	23.55	f ₁ +w/2	18	3.0-4.0	229030
L218.2525.K5	25	25	150	35	32	22.2	f ₁ +w/2	18	5.1-6.0	229050 • 229051
L218.3225.K5	32	25	170	-	32	22.2	f ₁ +w/2	18	5.1-6.0	229050 • 229051
L218.2525.K7	25	25	150	35	32	21.2	f ₁ +w/2	18	6.1-8.0	229070 • 229071
L218.3225.K7	32	25	170	-	32	21.2	f ₁ +w/2	18	6.1-8.0	229070 • 229071

w见刀片
w see indexable inserts

配件
Spare Parts

常规刀柄 Basic toolholder	锁紧螺钉 Clamping Screw	刀夹 Cassette	TORX PLUS®扳手 TORX PLUS® Wrench	压板 Clamping element
R/L218...K3	030.0518.T20P	NK218.32.03	T20PQ	
R/L218...K4	030.0518.T20P	NK218.32.04	T20PQ	
R/L218...K5	030.0518.T20P	NK218.32.05	T20PQ	
R/L218...K7	030.0518.T20P	NK218.32.07	T20PQ	R/L218.5.7



R=右手型-如图
R = right hand version shown

L=左手型
L = left hand version

产品型号 Part number	h	b	l ₁	l ₂	h ₁	f ₁	f	t _{max}	D _{max}	夹持范围 Clamping range	HWS
R218.2020.02	20	20	150	35	25	18.55	f ₁ +w/2	18	80	2.5-3.0	229020
R218.2525.02	25	25	150	-	25	23.55	f ₁ +w/2	18	80	2.5-3.0	229020
R218.1616.03	16	16	150	45	25	14.55	f ₁ +w/2	18	-	3.0-4.0	229030
R218.2020.03	20	20	150	35	25	18.55	f ₁ +w/2	18	-	3.0-4.0	229030
R218.2525.03	25	25	150	-	25	23.55	f ₁ +w/2	18	-	3.0-4.0	229030
R218.3225.03	32	25	170	-	32	23.55	f ₁ +w/2	18	-	3.0-4.0	229030
R218.2020.04	20	20	150	35	25	17.7	f ₁ +w/2	18	-	4.0-5.0	229040
R218.2525.04	25	25	150	-	25	22.7	f ₁ +w/2	18	-	4.0-5.0	229040
R218.3225.04	32	25	170	-	32	22.7	f ₁ +w/2	18	-	4.0-5.0	229040
R218.2020.05	20	20	150	35	25	17.2	f ₁ +w/2	18	-	5.1-6.0	229050 • 229051
R218.2525.05	25	25	150	-	25	22.2	f ₁ +w/2	18	-	5.1-6.0	229050 • 229051
R218.3225.05	32	25	170	-	32	22.2	f ₁ +w/2	18	-	5.1-6.0	229050 • 229051
L218.2020.02	20	20	150	35	25	18.55	f ₁ +w/2	18	80	2.5-3.0	229020
L218.2525.02	25	25	150	-	25	23.55	f ₁ +w/2	18	80	2.5-3.0	229020
L218.1616.03	16	16	150	45	25	14.55	f ₁ +w/2	18	-	3.0-4.0	229030
L218.2020.03	20	20	150	35	25	18.55	f ₁ +w/2	18	-	3.0-4.0	229030
L218.2525.03	25	25	150	-	25	23.55	f ₁ +w/2	18	-	3.0-4.0	229030
L218.3225.03	32	25	170	-	32	23.55	f ₁ +w/2	18	-	3.0-4.0	229030
L218.2020.04	20	20	150	35	25	17.7	f ₁ +w/2	18	-	4.0-5.0	229040
L218.2525.04	25	25	150	-	25	22.7	f ₁ +w/2	18	-	4.0-5.0	229040
L218.3225.04	32	25	170	-	32	22.7	f ₁ +w/2	18	-	4.0-5.0	229040
L218.2020.05	20	20	150	35	25	17.2	f ₁ +w/2	18	-	5.1-6.0	229050 • 229051
L218.2525.05	25	25	150	-	25	22.2	f ₁ +w/2	18	-	5.1-6.0	229050 • 229051
L218.3225.05	32	25	170	-	32	22.2	f ₁ +w/2	18	-	5.1-6.0	229050 • 229051

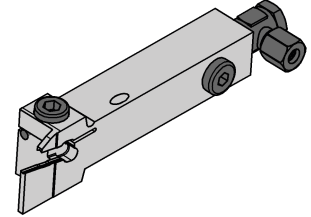
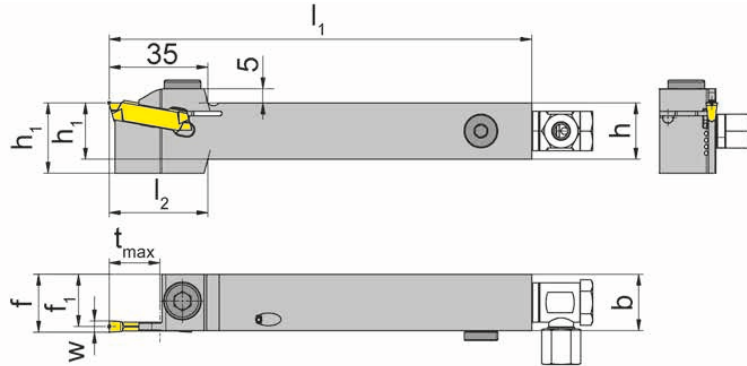
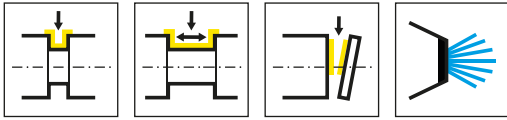
w见刀片
w see indexable inserts

R/L 218...02在小于Ø 80mm可达最大切槽深度
R/L 218...02 max. depth of groove up to Ø 80 mm

配件
Spare Parts

刀杆 Toolholder	锁紧螺钉 Clamping Screw
R/L218...	218.3





R=右手型-如图
R = right hand version shown

L=左手型
L = left hand version

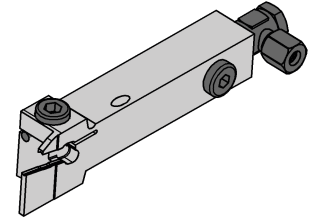
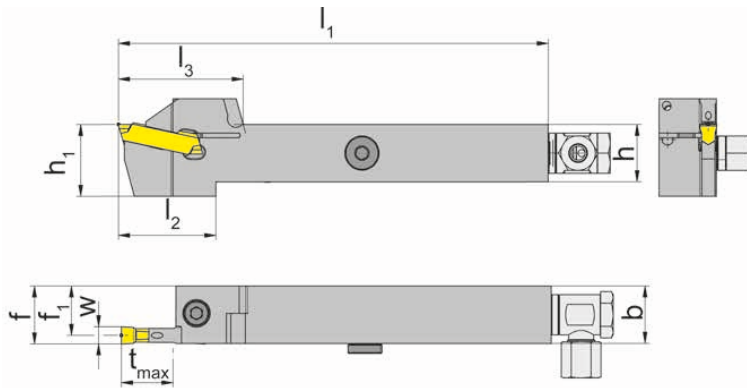
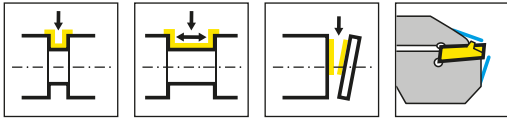
产品型号 Part number	h	b	l ₁	l ₂	h ₁	f ₁	f	t _{max}	D _{max}	夹持范围 Clamping range	HWS
R218.2525.02.IK	25	25	150	-	25	23.55	f ₁ +w/2	18	80	2.5-3.0	229020
R218.1616.03.IK	16	16	150	45	25	14.55	f ₁ +w/2	18	-	3.0-4.0	229030
R218.2020.03.IK	20	20	150	35	25	18.55	f ₁ +w/2	18	-	3.0-4.0	229030
R218.2525.03.IK	25	25	150	-	25	23.55	f ₁ +w/2	18	-	3.0-4.0	229030
L218.2020.02.IK	20	20	150	35	25	18.55	f ₁ +w/2	18	80	2.5-3.0	229020
L218.2525.02.IK	25	25	150	-	25	23.55	f ₁ +w/2	18	80	2.5-3.0	229020
L218.1616.03.IK	16	16	150	45	25	14.55	f ₁ +w/2	18	-	3.0-4.0	229030
L218.2020.03.IK	20	20	150	35	25	18.55	f ₁ +w/2	18	-	3.0-4.0	229030
L218.2525.03.IK	25	25	150	-	25	23.55	f ₁ +w/2	18	-	3.0-4.0	229030
L218.3225.03.IK	32	25	170	-	32	23.55	f ₁ +w/2	18	-	3.0-4.0	229030

w见刀片
w see indexable inserts

R/L 218...02在小于Ø 80mm可达最大切槽深度
R/L 218...02 max. depth of groove up to Ø 80 mm

配件
Spare Parts

刀杆 Toolholder	锁紧螺钉 Clamping Screw	冷却液供应 Coolant supply	螺钉 Screw Plug
R/L218...	218.3	004.00.16	004.00.26



R=右手型-如图
R = right hand version shown

L=左手型
L = left hand version

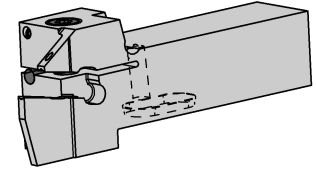
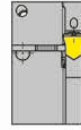
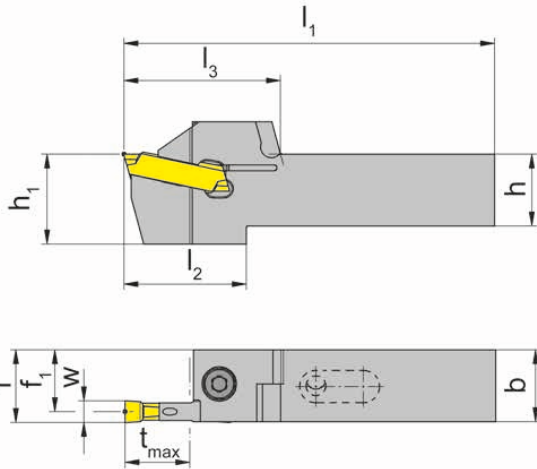
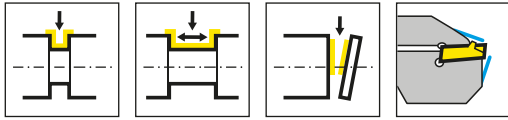
产品型号 Part number	h	b	l ₁	l ₂	l ₃	h ₁	f ₁	f	t _{max}	HWS
R218.1616.0.03.IK	16	16	150	37	43.5	25	14.55	f ₁ +w/2	18	229030
R218.2020.0.03.IK	20	20	150	34	43.5	25	18.55	f ₁ +w/2	18	229030
R218.2525.0.03.IK	25	25	150	32	43.5	32	23.55	f ₁ +w/2	18	229030
R218.2020.0.04.IK	20	20	150	34	43.5	25	17.7	f ₁ +w/2	18	229040
R218.2020.0.05.IK	20	20	150	34	43.5	25	17.2	f ₁ +w/2	18	229050 • 229051
R218.2525.0.04.IK	25	25	150	32	43.5	32	22.7	f ₁ +w/2	18	229040
R218.2525.0.05.IK	25	25	150	32	43.5	32	22.2	f ₁ +w/2	18	229050 • 229051
L218.1616.0.03.IK	16	16	150	37	43.5	25	14.55	f ₁ +w/2	18	229030
L218.2020.0.03.IK	20	20	150	34	43.5	25	18.55	f ₁ +w/2	18	229030
L218.2525.0.03.IK	25	25	150	32	43.5	32	23.55	f ₁ +w/2	18	229030
L218.2020.0.04.IK	20	20	150	34	43.5	25	17.7	f ₁ +w/2	18	229040
L218.2020.0.05.IK	20	20	150	34	43.5	25	17.2	f ₁ +w/2	18	229050 • 229051
L218.2525.0.04.IK	25	25	150	32	43.5	32	22.7	f ₁ +w/2	18	229040
L218.2525.0.05.IK	25	25	150	32	43.5	32	22.2	f ₁ +w/2	18	229050 • 229051

w见刀片
w see indexable inserts

配件
Spare Parts

刀杆 Toolholder	冷却液供应 Coolant supply	锁紧螺钉 Clamping Screw	TORX PLUS®扳手 TORX PLUS® Wrench	螺钉 Screw Plug
R/L218...	004.00.16	6.23T25P	T25PQ	004.00.26





R=右手型-如图
R = right hand version shown

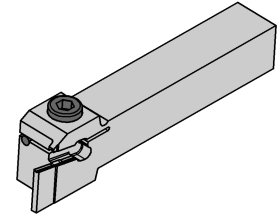
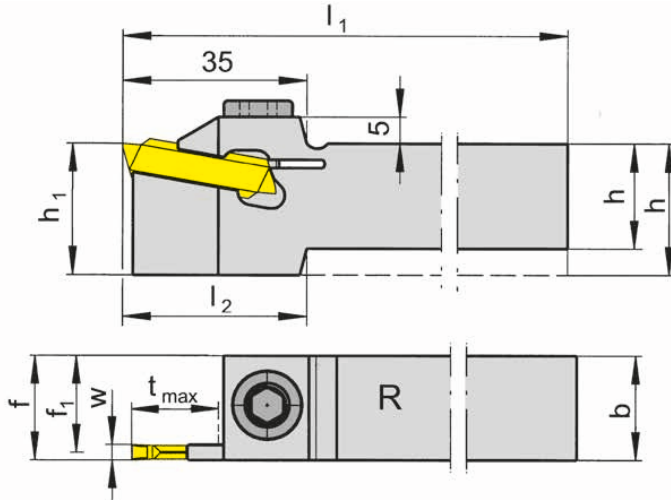
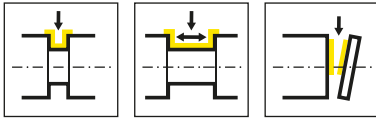
L=左手型
L = left hand version

产品型号 Part number	h	b	l ₁	l ₂	l ₃	h ₁	f ₁	f	t _{max}	HWS
R218.1616.2.03.IK	16	16	91	37	43.5	25	14.55	f ₁ +w/2	18	229030
R218.1616.2.04.IK	16	16	91	37	43.5	25	13.7	f ₁ +w/2	18	229040
R218.1616.2.05.IK	16	16	91	37	43.5	25	13.2	f ₁ +w/2	18	229050 • 229051
R218.2020.2.03.IK	20	20	103	34	43.5	25	18.55	f ₁ +w/2	18	229030
R218.2020.2.04.IK	20	20	103	34	43.5	25	17.7	f ₁ +w/2	18	229040
R218.2020.2.05.IK	20	20	103	34	43.5	25	17.2	f ₁ +w/2	18	229050 • 229051
R218.2525.2.03.IK	25	25	116	32	43.5	32	23.55	f ₁ +w/2	18	229030
R218.2525.2.04.IK	25	25	116	32	43.5	32	22.7	f ₁ +w/2	18	229040
R218.2525.2.05.IK	25	25	116	32	43.5	32	22.2	f ₁ +w/2	18	229050 • 229051
R218.2525.2.07.IK	25	25	116	32	43.5	32	21.2	f ₁ +w/2	18	229070 • 229071
R218.2525.2.08.IK	25	25	116	32	43.5	32	21.2	f ₁ +w/2	18	229080 • 229081
L218.1616.2.03.IK	16	16	91	37	43.5	25	14.55	f ₁ +w/2	18	229030
L218.1616.2.04.IK	16	16	91	37	43.5	25	13.7	f ₁ +w/2	18	229040
L218.1616.2.05.IK	16	16	91	37	43.5	25	13.2	f ₁ +w/2	18	229050 • 229051
L218.2020.2.03.IK	20	20	103	34	43.5	25	18.55	f ₁ +w/2	18	229030
L218.2020.2.04.IK	20	20	103	34	43.5	25	17.7	f ₁ +w/2	18	229040
L218.2020.2.05.IK	20	20	103	34	43.5	25	17.2	f ₁ +w/2	18	229050 • 229051
L218.2525.2.03.IK	25	25	116	32	43.5	32	23.55	f ₁ +w/2	18	229030
L218.2525.2.04.IK	25	25	116	32	43.5	32	22.7	f ₁ +w/2	18	229040
L218.2525.2.05.IK	25	25	116	32	43.5	32	22.2	f ₁ +w/2	18	229050 • 229051
L218.2525.2.07.IK	25	25	116	32	43.5	32	21.2	f ₁ +w/2	18	229070 • 229071
L218.2525.2.08.IK	25	25	116	32	43.5	32	21.2	f ₁ +w/2	18	229080 • 229081

w见刀片
w see indexable inserts

配件
Spare Parts

刀杆 Toolholder	锁紧螺钉 Clamping Screw	TORX PLUS®扳手 TORX PLUS® Wrench
R/L218...	6.23T25P	T25PQ



R=右手型-如图
R = right hand version shown

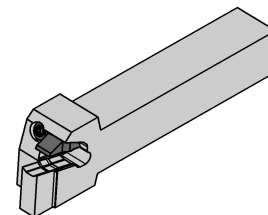
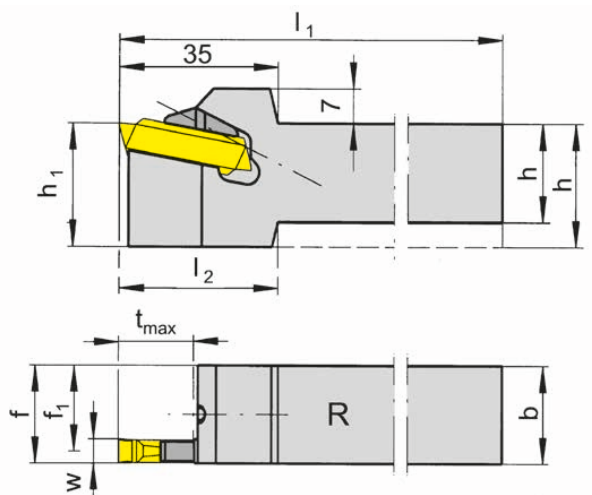
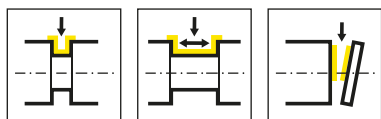
L=左手型
L = left hand version

产品型号 Part number	h	b	l ₁	l ₂	h ₁	f ₁	f	t _{max}	夹持范围 Clamping range	HWS
R218.2020.07	20	20	150	35	25	16.2	f ₁ +w/2	18	6.1-8.0	229070 • 229071
R218.2525.07	25	25	150	-	25	21.2	f ₁ +w/2	18	6.1-8.0	229070 • 229071
R218.3225.07	32	25	170	-	32	21.2	f ₁ +w/2	18	6.1-8.0	229070 • 229071
L218.2020.07	20	20	150	35	25	16.2	f ₁ +w/2	18	6.1-8.0	229070 • 229071
L218.2525.07	25	25	150	-	25	21.2	f ₁ +w/2	18	6.1-8.0	229070 • 229071
L218.3225.07	32	25	170	-	32	21.2	f ₁ +w/2	18	6.1-8.0	229070 • 229071
L218.2525.08	25	25	150	-	25	21.2	f ₁ +w/2	18	7.6-8.0	229080 • 229081

w见刀片
w see indexable inserts

配件
Spare Parts

刀杆 Toolholder	锁紧螺钉 Clamping Screw
R/L218...	218.3



R=右手型-如图

R = right hand version shown

L=左手型

L = left hand version

产品型号 Part number	h	b	l ₁	l ₂	h ₁	f ₁	f	t _{max}	夹持范围 Clamping range	HWS
R218.2020.09	20	20	150	35	25	15.2	f ₁ +w/2	18	8.1-10.4	229090 • 229091
R218.2525.09	25	25	150	-	25	20.2	f ₁ +w/2	18	8.1-10.4	229090 • 229091
R218.3225.09	32	25	170	-	32	20.2	f ₁ +w/2	18	8.1-10.4	229090 • 229091
L218.2020.09	20	20	150	35	25	15.2	f ₁ +w/2	18	8.1-10.4	229090 • 229091
L218.3225.09	32	25	170	-	32	20.2	f ₁ +w/2	18	8.1-10.4	229090 • 229091

w见刀片

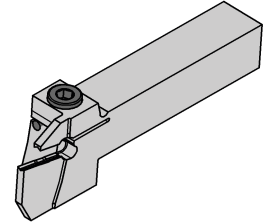
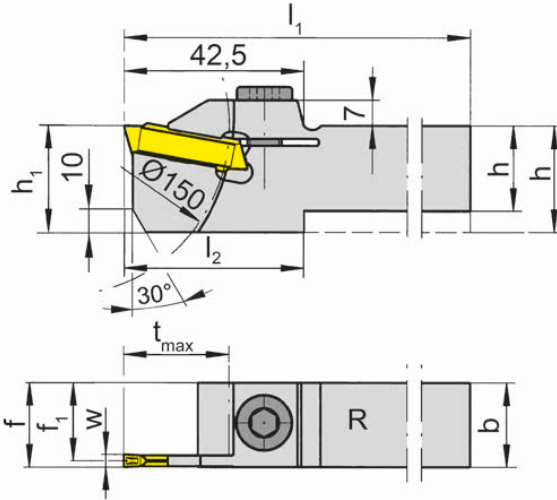
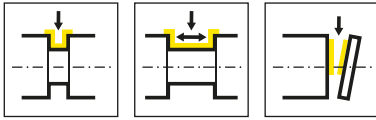
w see indexable inserts

H

配件

Spare Parts

刀杆 Toolholder	压板 Clamping element	TORX PLUS®扳手 TORX PLUS® Wrench
L218...	L218.9	T15PQ
R218...	R218.9	T15PQ



R=右手型-如图
R = right hand version shown

L=左手型
L = left hand version

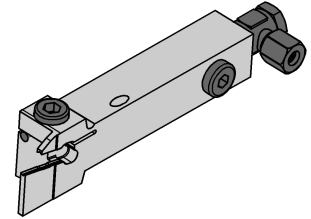
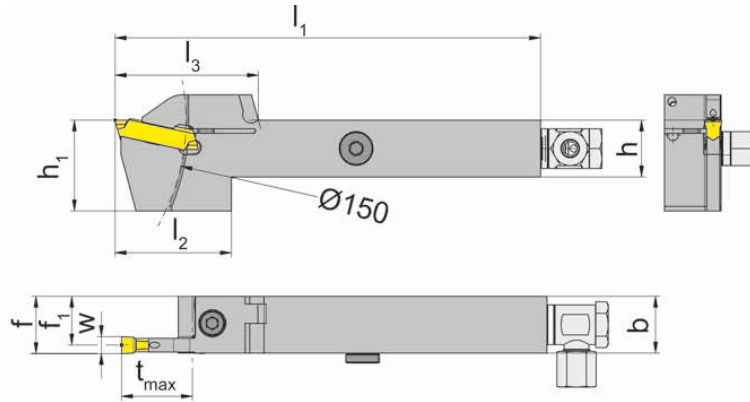
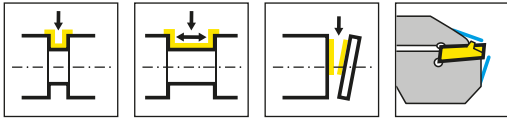
产品型号 Part number	h	b	l ₁	l ₂	h ₁	f ₁	f	t _{max}	夹持范围 Clamping range	HWS
R226.1616.03	16	16	150	52.5	32	14.55	f ₁ +w/2	25	3.0-4.0	229030
R226.2020.03	20	20	150	42.5	32	18.55	f ₁ +w/2	25	3.0-4.0	229030
R226.2525.03	25	25	150	42.5	32	23.55	f ₁ +w/2	25	3.0-4.0	229030
R226.3225.03	32	25	170	-	32	23.55	f ₁ +w/2	25	3.0-4.0	229030
R226.1616.04	16	16	150	52.5	32	13.7	f ₁ +w/2	25	4.0-5.0	229040
R226.2020.04	20	20	150	42.5	32	17.7	f ₁ +w/2	25	4.0-5.0	229040
R226.2525.04	25	25	150	42.5	32	22.7	f ₁ +w/2	25	4.0-5.0	229040
R226.3225.04	32	25	170	-	32	22.7	f ₁ +w/2	25	4.0-5.0	229040
R226.2020.05	20	20	150	42.5	32	17.2	f ₁ +w/2	25	5.1-6.0	229050 • 229051
R226.2525.05	25	25	150	42.5	32	22.2	f ₁ +w/2	25	5.1-6.0	229050 • 229051
R226.3225.05	32	25	170	-	32	22.2	f ₁ +w/2	25	5.1-6.0	229050 • 229051
L226.1616.03	16	16	150	52.5	32	14.55	f ₁ +w/2	25	3.0-4.0	229030
L226.2020.03	20	20	150	42.5	32	18.55	f ₁ +w/2	25	3.0-4.0	229030
L226.2525.03	25	25	150	42.5	32	23.55	f ₁ +w/2	25	3.0-4.0	229030
L226.3225.03	32	25	170	-	32	23.55	f ₁ +w/2	25	3.0-4.0	229030
L226.1616.04	16	16	150	52.5	32	13.7	f ₁ +w/2	25	4.0-5.0	229040
L226.2020.04	20	20	150	42.5	32	17.7	f ₁ +w/2	25	4.0-5.0	229040
L226.2525.04	25	25	150	42.5	32	22.7	f ₁ +w/2	25	4.0-5.0	229040
L226.3225.04	32	25	170	-	32	22.7	f ₁ +w/2	25	4.0-5.0	229040
L226.2020.05	20	20	150	42.5	32	17.2	f ₁ +w/2	25	5.1-6.0	229050 • 229051
L226.2525.05	25	25	150	42.5	32	22.2	f ₁ +w/2	25	5.1-6.0	229050 • 229051
L226.3225.05	32	25	170	-	32	22.2	f ₁ +w/2	25	5.1-6.0	229050 • 229051

w见刀片
w see indexable inserts

配件
Spare Parts

刀杆 Toolholder	锁紧螺钉 Clamping Screw
R/L226...	218.3





R=右手型-如图
R = right hand version shown

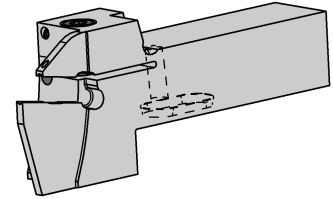
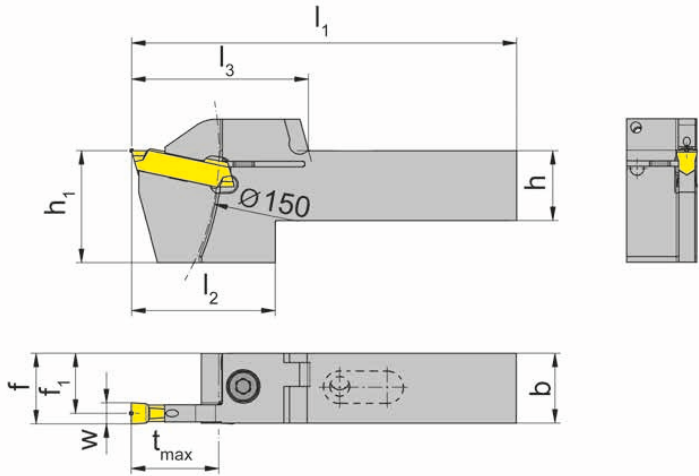
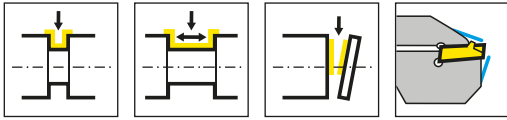
L=左手型
L = left hand version

产品型号 Part number	h	b	l ₁	l ₂	l ₃	h ₁	f ₁	f	t _{max}	HWS
R226.2020.0.03.IK	20	20	150	41	50.5	32	18.55	f ₁ +w/2	25	229030
R226.2020.0.04.IK	20	20	150	41	50.5	32	17.7	f ₁ +w/2	25	229040
R226.2020.0.05.IK	20	20	150	41	50.5	32	17.2	f ₁ +w/2	25	229050 • 229051
R226.2525.0.03.IK	25	25	150	39	50.5	32	23.55	f ₁ +w/2	25	229030
R226.2525.0.04.IK	25	25	150	39	50.5	32	22.7	f ₁ +w/2	25	229040
R226.2525.0.05.IK	25	25	150	39	50.5	32	22.2	f ₁ +w/2	25	229050 • 229051
L226.2020.0.03.IK	20	20	150	41	50.5	32	18.55	f ₁ +w/2	25	229030
L226.2020.0.04.IK	20	20	150	41	50.5	32	17.7	f ₁ +w/2	25	229040
L226.2020.0.05.IK	20	20	150	41	50.5	32	17.2	f ₁ +w/2	25	229050 • 229051
L226.2525.0.03.IK	25	25	150	39	50.5	32	23.55	f ₁ +w/2	25	229030
L226.2525.0.04.IK	25	25	150	39	50.5	32	22.7	f ₁ +w/2	25	229040
L226.2525.0.05.IK	25	25	150	39	50.5	32	22.2	f ₁ +w/2	25	229050 • 229051

w见刀片
w see indexable inserts

配件
Spare Parts

刀杆 Toolholder	冷却液供应 Coolant supply	锁紧螺钉 Clamping Screw	TORX PLUS®扳手 TORX PLUS® Wrench	螺钉 Screw Plug
R/L226...	004.00.16	6.23T25P	T25PQ	004.00.26



R=右手型-如图
R = right hand version shown

L=左手型
L = left hand version

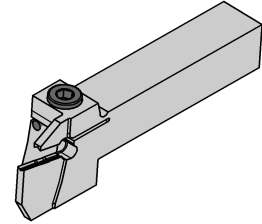
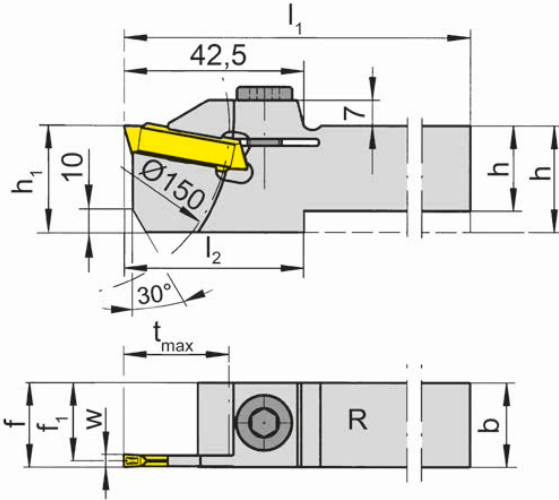
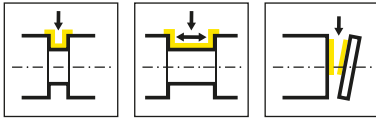
产品型号 Part number	h	b	l ₁	l ₂	l ₃	h ₁	f ₁	f	t _{max}	HWS
R226.2020.2.03.IK	20	20	110	41	50.5	32	18.55	f ₁ +w/2	25	229030
R226.2525.2.03.IK	25	25	123	39	50.5	32	23.55	f ₁ +w/2	25	229030
R226.2020.2.04.IK	20	20	110	41	50.5	32	17.7	f ₁ +w/2	25	229040
R226.2525.2.04.IK	25	25	123	39	50.5	32	22.7	f ₁ +w/2	25	229040
R226.2525.2.05.IK	25	25	123	39	50.5	32	22.2	f ₁ +w/2	25	229050 • 229051
L226.2020.2.03.IK	20	20	110	41	50.5	32	18.55	f ₁ +w/2	25	229030
L226.2525.2.03.IK	25	25	123	39	50.5	32	23.55	f ₁ +w/2	25	229030
L226.2020.2.04.IK	20	20	110	41	50.5	32	17.7	f ₁ +w/2	25	229040
L226.2525.2.04.IK	25	25	123	39	50.5	32	22.7	f ₁ +w/2	25	229040
L226.2020.2.05.IK	20	20	110	41	50.5	32	17.2	f ₁ +w/2	25	229050 • 229051
L226.2525.2.05.IK	25	25	123	39	50.5	32	22.2	f ₁ +w/2	25	229050 • 229051

w见刀片
w see indexable inserts

配件
Spare Parts

刀杆 Toolholder	锁紧螺钉 Clamping Screw	TORX PLUS®扳手 TORX PLUS® Wrench
R/L226....	6.23T25P	T25PQ
L226.2020.2.05.IK	6.23T25P	T25PQ





R=右手型-如图
R = right hand version shown

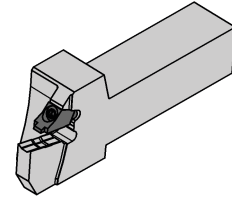
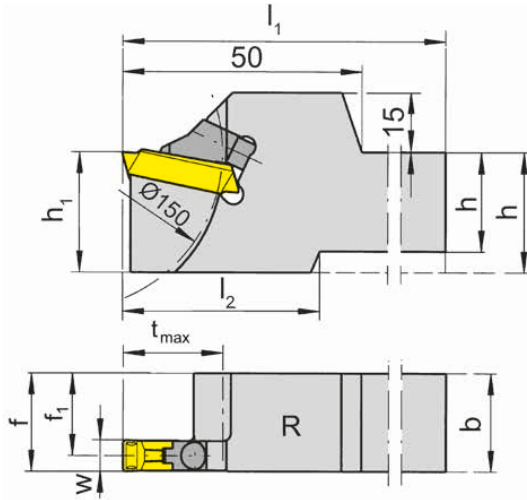
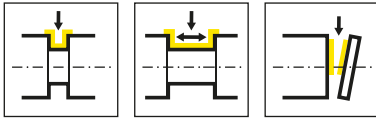
L=左手型
L = left hand version

产品型号 Part number	h	b	l ₁	l ₂	h ₁	f ₁	f	t _{max}	夹持范围 Clamping range	HWS
R226.2525.07	25	25	150	42.5	32	21.2	f ₁ +w/2	25	6.1-8.0	229070 • 229071
R226.3225.07	32	25	170	-	32	21.2	f ₁ +w/2	25	6.1-8.0	229070 • 229071
R226.2525.08	25	25	150	42.5	32	21.2	f ₁ +w/2	25	7.6-8.0	229080 • 229081
R226.3225.08	32	25	170	-	32	21.2	f ₁ +w/2	25	7.6-8.0	229080 • 229081
L226.2525.07	25	25	150	42.5	32	21.2	f ₁ +w/2	25	6.1-8.0	229070 • 229071
L226.3225.07	32	25	170	-	32	21.2	f ₁ +w/2	25	6.1-8.0	229070 • 229071
L226.2525.08	25	25	150	42.5	32	20.2	f ₁ +w/2	25	7.6-8.0	229080 • 229081
L226.3225.08	32	25	170	-	32	21.2	f ₁ +w/2	25	7.6-8.0	229080 • 229081

w见刀片
w see indexable inserts

配件
Spare Parts

刀杆 Toolholder	锁紧螺钉 Clamping Screw
R/L226...	218.3



R=右手型-如图
R = right hand version shown

L=左手型
L = left hand version

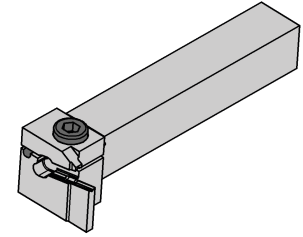
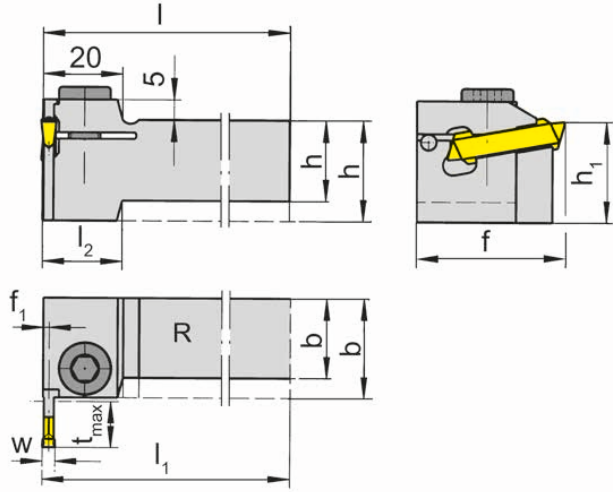
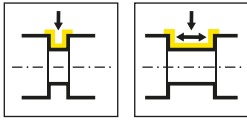
产品型号 Part number	h	b	l ₁	l ₂	h ₁	f ₁	f	t _{max}	夹持范围 Clamping range	HWS
R226.2525.09	25	25	150	50	32	20.2	f ₁ +w/2	25	8.1-10.4	229090 • 229091
R226.3225.09	32	25	170	-	32	20.2	f ₁ +w/2	25	8.1-10.4	229090 • 229091
L226.2525.09	25	25	150	50	32	20.2	f ₁ +w/2	25	8.1-10.4	229090 • 229091
L226.3225.09	32	25	170	-	32	20.2	f ₁ +w/2	25	8.1-10.4	229090 • 229091

w见刀片
w see indexable inserts

配件
Spare Parts

刀杆 Toolholder	压板 Clamping element	TORX PLUS®扳手 TORX PLUS® Wrench
R/L226...	020.1008.0041	T15PQ





R=右手型-如图
R = right hand version shown

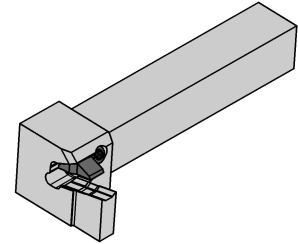
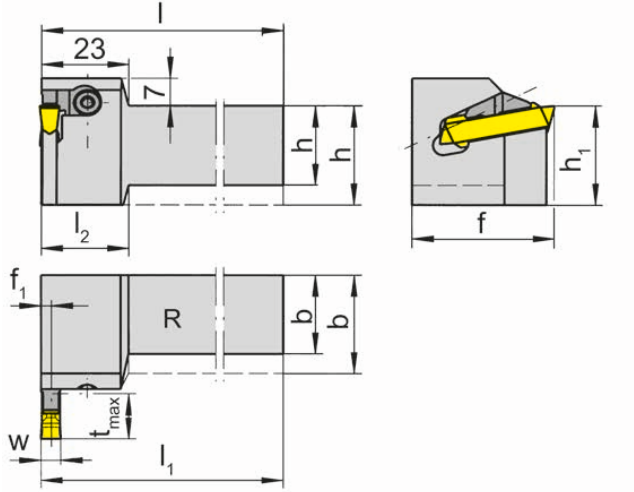
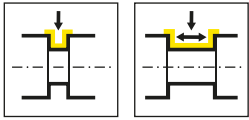
L=左手型
L = left hand version

产品型号 Part number	h	b	l	l_1	l_2	h_1	f	f_1	t_{max}	夹持范围 Clamping range	HWS
R219.2020.03	20	20	150	$l-f_1+w/2$	20	25	37	1.45	11	3.0-4.0	229030
R219.2525.03	25	25	150	$l-f_1+w/2$	-	25	37	1.45	11	3.0-4.0	229030
R219.2020.04	20	20	150	$l-f_1+w/2$	20	25	37	2.3	11	4.0-5.0	229040
R219.2525.04	25	25	150	$l-f_1+w/2$	-	25	37	2.3	11	4.0-5.0	229040
R219.2020.05	20	20	150	$l-f_1+w/2$	23	25	45	2.8	15	5.1-6.0	229050 • 229051
R219.2525.05	25	25	150	$l-f_1+w/2$	-	25	45	2.8	15	5.1-6.0	229050 • 229051
R219.2020.07	20	20	150	$l-f_1+w/2$	23	25	45	3.8	15	6.1-8.0	229070 • 229071
R219.2525.07	25	25	150	$l-f_1+w/2$	-	25	45	3.8	15	6.1-8.0	229070 • 229071
L219.2020.03	20	20	150	$l-f_1+w/2$	20	25	37	1.45	11	3.0-4.0	229030
L219.2525.03	25	25	150	$l-f_1+w/2$	-	25	37	1.45	11	3.0-4.0	229030
L219.2020.04	20	20	150	$l-f_1+w/2$	20	25	37	2.3	11	4.0-5.0	229040
L219.2525.04	25	25	150	$l-f_1+w/2$	-	25	37	2.3	11	4.0-5.0	229040
L219.2020.05	20	20	150	$l-f_1+w/2$	23	25	45	2.8	15	5.1-6.0	229050 • 229051
L219.2525.05	25	25	150	$l-f_1+w/2$	-	25	45	2.8	15	5.1-6.0	229050 • 229051
L219.2020.07	20	20	150	$l-f_1+w/2$	23	25	45	3.8	15	6.1-8.0	229070 • 229071
L219.2525.07	25	25	150	$l-f_1+w/2$	-	25	45	3.8	15	6.1-8.0	229070 • 229071

w见刀片
w see indexable inserts

配件
Spare Parts

刀杆 Toolholder	锁紧螺钉 Clamping Screw
R/L219...	218.3



R=右手型-如图
R = right hand version shown

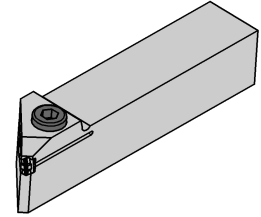
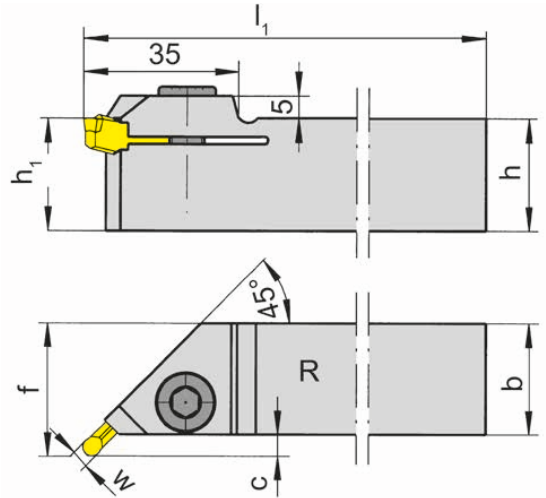
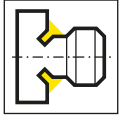
L=左手型
L = left hand version

产品型号 Part number	h	b	l	l_1	l_2	h_1	f	f_1	t_{max}	夹持范围 Clamping range	HWS
R219.2020.09	20	20	150	$l-f_1+w/2$	23	25	45	4.8	15	8.1-10.4	229090 • 229091
R219.2525.09	25	25	150	$l-f_1+w/2$	-	25	45	4.8	15	8.1-10.4	229090 • 229091
L219.2020.09	20	20	150	$l-f_1+w/2$	23	25	45	4.8	15	8.1-10.4	229090 • 229091
L219.2525.09	25	25	150	$l-f_1+w/2$	-	25	45	4.8	15	8.1-10.4	229090 • 229091

w见刀片
w see indexable inserts

配件
Spare Parts

刀杆 Toolholder	压板 Clamping element	TORX PLUS®扳手 TORX PLUS® Wrench
L219....	R218.9.32	T15PQ
R219....	L218.9.32	T15PQ



R=右手型-如图
R = right hand version shown

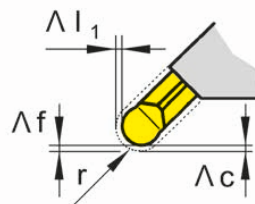
L=左手型
L = left hand version

产品型号 Part number	h	b	l ₁	h ₁	f	C	D _{min}	槽宽 Width of groove	HWS
R225.2525.04	25	25	150	25	30	5	50	3.0-5.0	229040
R225.2525.05	25	25	150	25	30.5	5.5	50	5.1-6.0	229050 • 229051
L225.2525.04	25	25	150	25	30	5	50	3.0-5.0	229040
L225.2525.05	25	25	150	25	30.5	5.5	50	5.1-6.0	229050 • 229051

w见刀片
w see indexable inserts

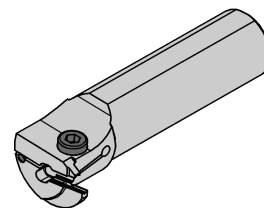
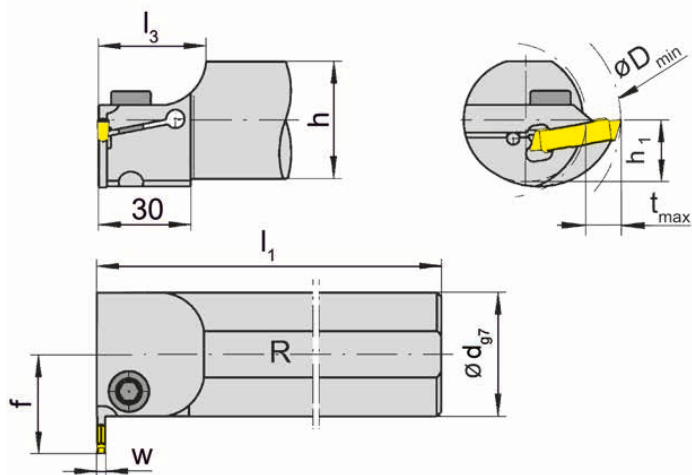
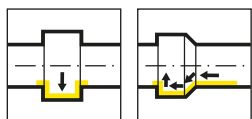
与半径 r 有关的修正系数 Δl_1 , Δc 和 Δf
Revision factor Δl_1 , Δc and Δf in relation to radius r

r	Δl_1	Δc	Δf
2,5-3	0	0	0
2	-0,147	-0,147	-0,147
1,5	-0,293	-0,293	-0,293



配件
Spare Parts

刀杆 Toolholder	锁紧螺钉 Clamping Screw
R/L225...	218.3



R=右手型-如图
R = right hand version shown

L=左手型
L = left hand version

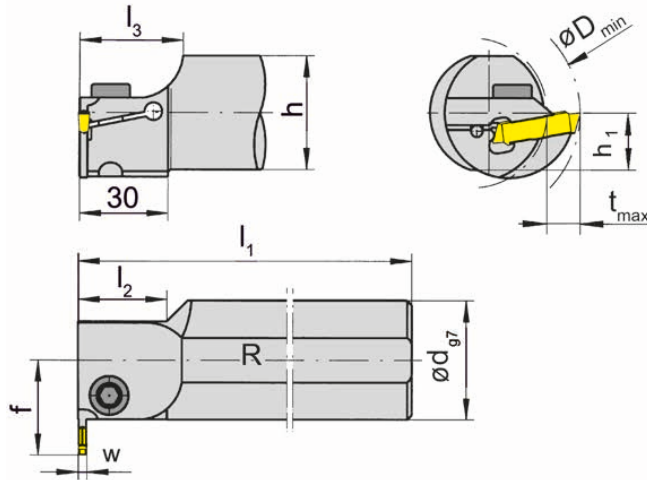
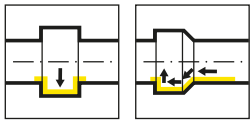
产品型号 Part number	d	l ₁	l ₃	h	h ₁	f	t _{max}	D _{min}	HWS
R213.0032.0.03	32	150	35	30	15	28	11.5	46	229030
R213.0040.0.03	40	180	39.4	38	19	32	11.5	54	229030
R213.0032.0.04	32	150	35	30	15	28	11.5	46	229040
R213.0040.0.04	40	180	39.4	38	19	32	11.5	54	229040
R213.0032.0.05	32	150	35	30	15	28	11.5	46	229051
R213.0040.0.05	40	180	39.4	38	19	32	11.5	54	229051
L213.0032.0.03	32	150	35	30	15	28	11.5	46	229030
L213.0040.0.03	40	180	39.4	38	19	32	11.5	54	229030
L213.0032.0.04	32	150	35	30	15	28	11.5	46	229040
L213.0040.0.04	40	180	39.4	38	19	32	11.5	54	229040
L213.0032.0.05	32	150	35	30	15	28	11.5	46	229051
L213.0040.0.05	40	180	39.4	38	19	32	11.5	54	229051

w见刀片
w see indexable inserts

配件
Spare Parts

刀杆 Toolholder	锁紧螺钉 Clamping Screw
R/L213...	218.3





R=右手型-如图
R = right hand version shown

L=左手型
L = left hand version

产品型号 Part number	d	l ₁	l ₂	l ₃	h	h ₁	f	t _{max}	D _{min}	HWS
R213.0025.03	25	150	-	31.8	23	11.5	24.5	7.5	38	229030
R213.0032.03	32	150	30	35	30	15	28	7.5	38	229030
R213.0040.03	40	180	30	37.4	38	19	32	11.5	50	229030
R213.0050.03	50	200	30	39.1	47	23.5	40.5	15	60	229030
R213.0025.04	25	150	-	31.8	23	11.5	24.5	7.5	38	229040
R213.0032.04	32	150	30	35	30	15	28	7.5	38	229040
R213.0040.04	40	180	30	37.4	38	19	32	11.5	50	229040
R213.0050.04	50	200	30	39.1	47	23.5	40.5	15	60	229040
R213.0032.05	32	150	-	35	30	15	28	11.5	46	229051
R213.0040.05	40	180	30	35	38	19	32	11.5	50	229051
R213.0050.05	50	200	30	40	47	23.5	40.5	15	60	229051
R213.0040.07	40	180	30	35	38	19	32	11.5	50	229070 • 229071
R213.0050.07	50	200	30	40	47	23.5	40.5	15	60	229070 • 229071
L213.0025.03	25	150	-	31.8	23	11.5	24.5	7.5	38	229030
L213.0032.03	32	150	30	35	30	15	28	7.5	38	229030
L213.0040.03	40	180	30	37.4	38	19	32	11.5	50	229030
L213.0050.03	50	200	30	39.1	47	23.5	40.5	15	60	229030
L213.0025.04	25	150	-	31.8	23	11.5	24.5	7.5	38	229040
L213.0032.04	32	150	-	35	30	15	28	7.5	38	229040
L213.0040.04	40	180	30	37.4	38	19	32	11.5	50	229040
L213.0050.04	50	200	30	39.1	47	23.5	40.5	15	60	229040
L213.0032.05	32	150	-	35	30	15	28	11.5	46	229051
L213.0040.05	40	180	30	35	38	19	32	11.5	50	229051
L213.0050.05	50	200	30	40	47	23.5	40.5	15	60	229051
L213.0040.07	40	180	30	35	38	19	32	11.5	50	229070 • 229071
L213.0050.07	50	200	30	40	47	23.5	40.5	15	60	229070 • 229071

w见刀片

w see indexable inserts

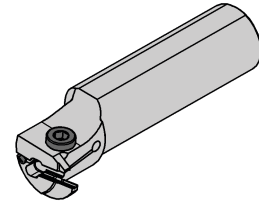
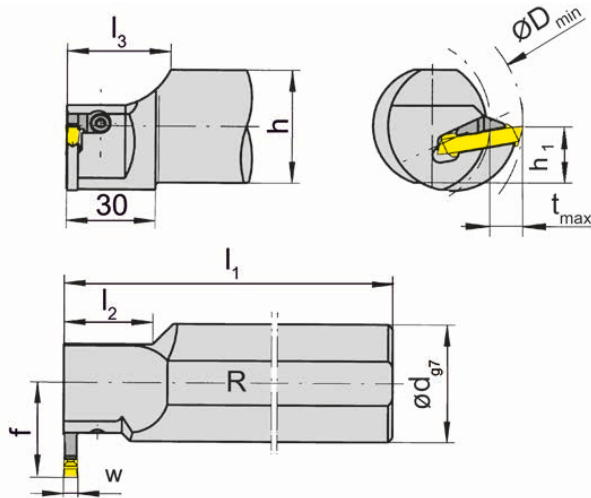
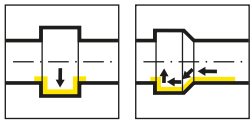
当孔径大于Dmin 46 mm时可以达到最大切深tmax=11.5 mm

The full depth of cut tmax = 11,5 mm will be reached from Dmin 46 mm

配件

Spare Parts

刀杆 Toolholder	锁紧螺钉 Clamping Screw
R/L213...	218.3



R=右手型-如图
R = right hand version shown

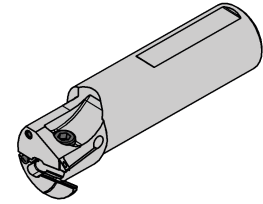
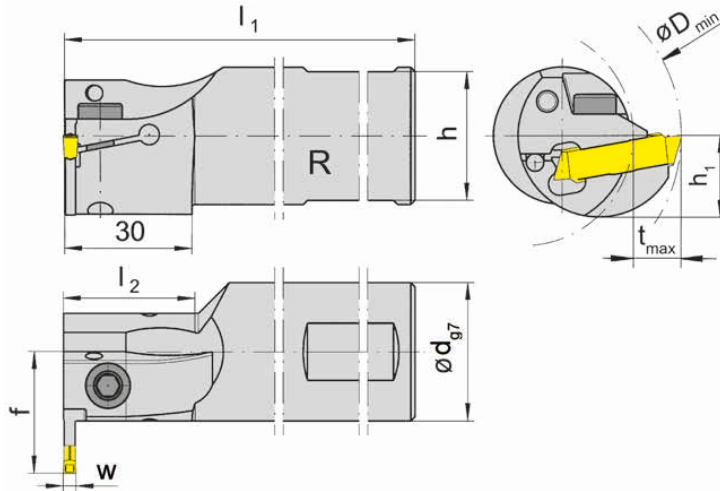
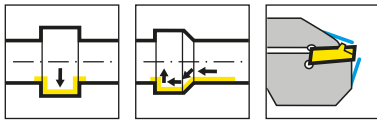
L=左手型
L = left hand version

产品型号 Part number	d	l ₁	l ₂	l ₃	h	h ₁	f	t _{max}	D _{min}	HWS
R213.0040.09	40	180	30	35	38	19	32	11.5	50	229090 • 229091
R213.0050.09	50	200	30	40	47	23.5	40.5	15	60	229090 • 229091
L213.0040.09	40	180	30	35	38	19	32	11.5	50	229090 • 229091
L213.0050.09	50	200	30	40	47	23.5	40.5	15	60	229090 • 229091

w见刀片
w see indexable inserts

配件
Spare Parts

刀杆 Toolholder	压板 Clamping element	TORX PLUS®扳手 TORX PLUS® Wrench
L213.0...	R218.9	T15PQ
R213.0...	L218.9	T15PQ



R=右手型-如图
R = right hand version shown

L=左手型
L = left hand version

产品型号 Part number	d	l ₁	l ₂	h	h ₁	f	t _{max}	D _{min}	HWS
R213.0025.03IK	25	150	-	23	11.5	24.5	7.5	38	229030
R213.0025.04IK	25	150	-	23	11.5	24.5	7.5	38	229040
R213.0032.03IK	32	150	30	30	15	28	7.5	38	229030
R213.0032.04IK	32	150	30	30	15	28	7.5	38	229040
R213.0040.03IK	40	180	30	38	19	32	11.5	50	229030
R213.0040.04IK	40	180	30	38	19	32	11.5	50	229040
L213.0025.03IK	25	150	-	23	11.5	24.5	7.5	38	229030
L213.0025.04IK	25	150	-	23	11.5	24.5	7.5	38	229040
L213.0032.03IK	32	150	30	30	15	28	7.5	38	229030
L213.0032.04IK	32	150	30	30	15	28	7.5	38	229040
L213.0040.03IK	40	180	30	38	19	32	11.5	50	229030
L213.0040.04IK	40	180	30	38	19	32	11.5	50	229040

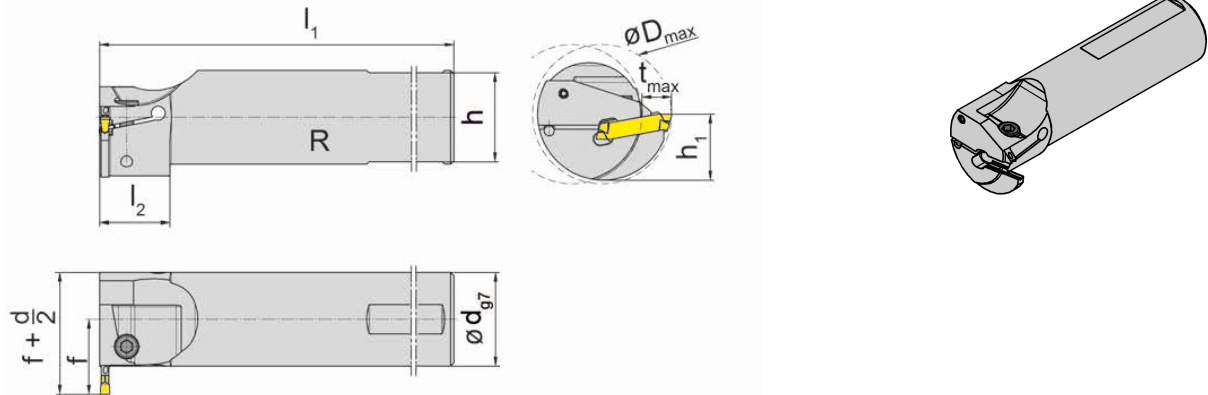
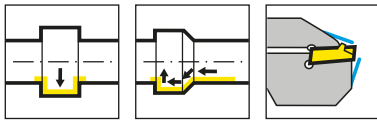
w见刀片
w see indexable inserts

请注意刀杆柄径为Ø 25或32mm

当孔径大于Dmin 46 mm时可以达到最大切深tmax=11.5 mm

Note toolholder with shank-Ø 25 or 32 mm

The full depth of cut tmax = 11,5 mm will be reached from Dmin 46 mm

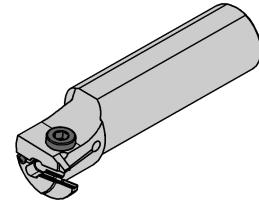
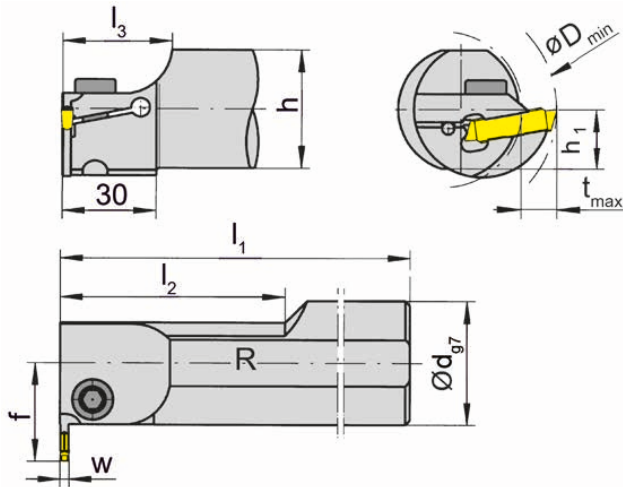
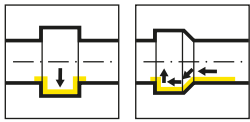


R=右手型-如图
R = right hand version shown

L=左手型
L = left hand version

产品型号 Part number	d	l ₁	l ₂	h	h ₁	f	t _{max}	D _{min}	HWS
R213.0032.0.03IK	32	150	30	30	15	28	11.5	46	229030
R213.0032.0.04IK	32	150	30	30	15	28	11.5	46	229040
R213.0040.0.04IK	40	180	30	38	19	32	11.5	54	229040
R213.0040.0.05IK	40	180	30	38	19	32	11.5	54	229051
L213.0032.0.03IK	32	150	30	30	15	28	11.5	46	229030
L213.0032.0.04IK	32	150	30	30	15	28	11.5	46	229040
L213.0040.0.04IK	40	180	30	38	19	32	11.5	54	229040
L213.0040.0.05IK	40	180	30	38	19	32	11.5	54	229051

w见刀片
w see indexable inserts



R=右手型-如图
R = right hand version shown

L=左手型
L = left hand version

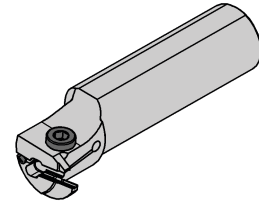
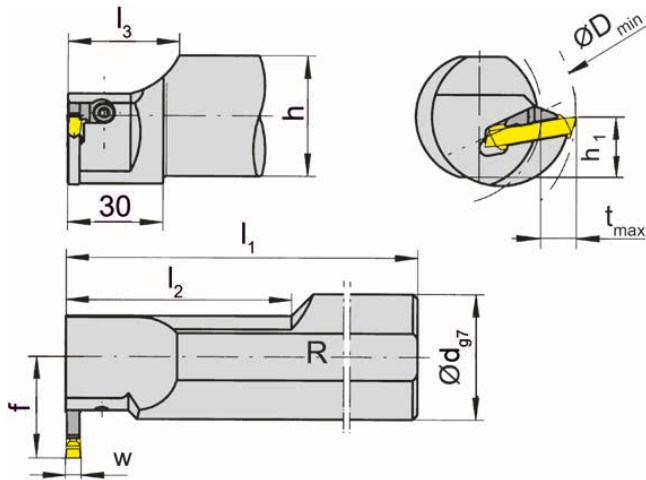
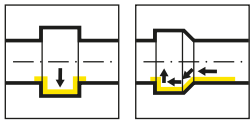
产品型号 Part number	d	l ₁	l ₂	l ₃	h	h ₁	f	t _{max}	D _{min}	HWS
R214.0032.03	32	200	70	35	30	15	28	7.5	38	229030
R214.0040.03	40	250	80	35	38	19	32	11.5	50	229030
R214.0050.03	50	250	100	40	47	23.5	40.5	15	60	229030
R214.0032.04	32	200	70	35	30	15	28	7.5	38	229040
R214.0040.04	40	250	80	35	38	19	32	11.5	50	229040
R214.0050.04	50	250	100	40	47	23.5	40.5	15	60	229040
R214.0032.05	32	200	-	35	30	15	28	11.5	46	229050 • 229051
R214.0040.05	40	250	80	35	38	19	32	11.5	50	229050 • 229051
R214.0050.05	50	250	100	40	47	23.5	40.5	15	60	229050 • 229051
R214.0040.07	40	250	80	35	38	19	32	11.5	50	229070 • 229071
R214.0050.07	50	250	100	40	47	23.5	40.5	15	60	229070 • 229071
L214.0032.03	32	200	70	35	30	15	28	7.5	38	229030
L214.0040.03	40	250	80	35	38	19	32	11.5	50	229030
L214.0050.03	50	250	100	40	47	23.5	40.5	15	60	229030
L214.0032.04	32	200	70	35	30	15	28	7.5	38	229040
L214.0040.04	40	250	80	35	38	19	32	11.5	50	229040
L214.0050.04	50	250	100	40	47	23.5	40.5	15	60	229040
L214.0032.05	32	200	-	35	30	15	28	11.5	46	229050 • 229051
L214.0040.05	40	250	80	35	38	19	32	11.5	50	229050 • 229051
L214.0050.05	50	250	100	40	47	23.5	40.5	15	60	229050 • 229051
L214.0040.07	40	250	80	35	38	19	32	11.5	50	229070 • 229071
L214.0050.07	50	250	100	40	47	23.5	40.5	15	60	229070 • 229071

w见刀片
w see indexable inserts

请注意刀杆柄径为Ø 25或32mm
当孔径大于Dmin 46 mm时可以达到最大切深tmax=11.5 mm
Note toolholder with shank-Ø 25 or 32 mm
The full depth of cut tmax = 11,5 mm will be reached from Dmin 46 mm

配件
Spare Parts

刀杆 Toolholder	锁紧螺钉 Clamping Screw
R/L214...	218.3



R=右手型-如图
R = right hand version shown

L=左手型
L = left hand version

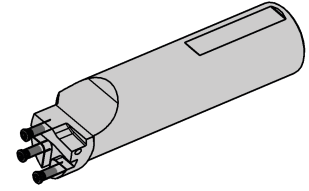
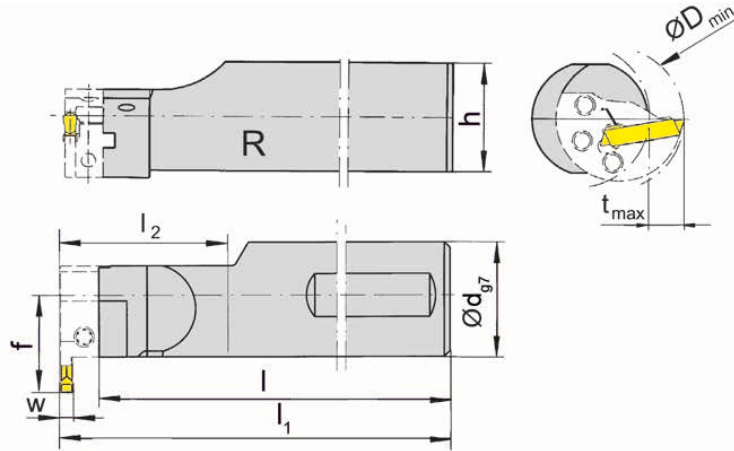
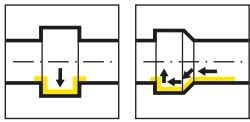
产品型号 Part number	d	l ₁	l ₂	l ₃	h	h ₁	f	t _{max}	D _{min}	HWS
R214.0040.09	40	250	80	35	38	19	32	11.5	50	229090 • 229091
R214.0050.09	50	250	100	40	47	23.5	40.5	15	60	229090 • 229091
L214.0040.09	40	250	80	35	38	19	32	11.5	50	229090 • 229091
L214.0050.09	50	250	100	40	47	23.5	40.5	15	60	229090 • 229091

w见刀片
w see indexable inserts

配件
Spare Parts

刀杆 Toolholder	压板 Clamping element	TORX PLUS®扳手 TORX PLUS® Wrench
L214.0...	R218.9	T15PQ
R214.0...	L218.9	T15PQ





R=右手型-如图
R = right hand version shown

L=左手型
L = left hand version

产品型号 Part number	d	l	l ₂	h	f	HWS
RB229.0040.1.K2	40	172.5	30	38	35.5	BK2291
RB229.0040.2.K2	40	185.5	60	38	35.5	BK2291
LB229.0040.1.K2	40	172.5	30	38	35.5	BK2292
LB229.0040.2.K2	40	185.5	60	38	35.5	BK2292

w见刀片
w see indexable inserts

Dmin, tmax, w和 b1 尺寸, 见刀夹
Dimensions for Dmin, tmax and b1 see cassettes

注意事项:

用于刀夹 BK229 不提供内冷

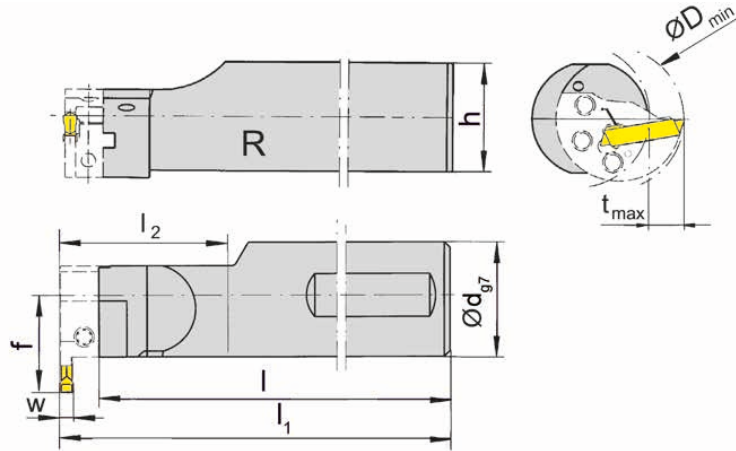
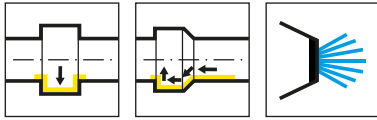
Note:

For cassettes BK229 without coolant supply

配件

Spare Parts

常规刀柄 Basic toolholder	锁紧螺钉 Clamping Screw	TORX PLUS®扳手 TORX PLUS® Wrench
R/LB229...	030.0518.T20P	T20PQ



R=右手型-如图
R = right hand version shown

L=左手型
L = left hand version

产品型号 Part number	d	l	l ₂	h	f	HWS
RB229.0040.1.K2.IK	40	172.5	30	38	35.5	BK2291
RB229.0040.2.K2.IK	40	185.5	60	38	35.5	BK2291
LB229.0040.1.K2.IK	40	172.5	30	38	35.5	BK2292
LB229.0040.2.K2.IK	40	185.5	60	38	35.5	BK2292

w见刀片
w see indexable inserts

注意事项:

用于刀夹 BK229 提供内冷

Note:

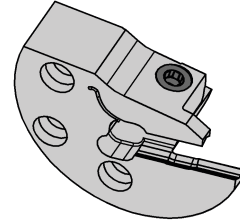
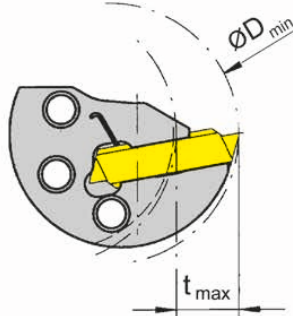
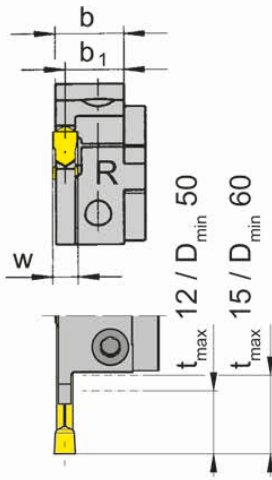
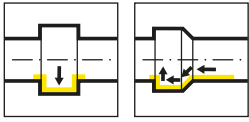
For cassettes BK229 with coolant supply

配件

Spare Parts

常规刀柄 Basic toolholder	锁紧螺钉 Clamping Screw	TORX PLUS®扳手 TORX PLUS® Wrench
R/LB229...	030.0518.T20P	T20PQ





R=右手型-如图
R = right hand version shown

L=左手型
L = left hand version

产品型号 Part number	b	b ₁	夹持范围 Clamping range	HWS	HMS
RBK229.0050.03	14.25	13	3.00-4.00	229030	BK2291
RBK229.0050.04	14.2	12.5	4.00-5.09	229040	BK2291
RBK229.0050.05	13.85	11.5	5.10-6.00	229050 • 229051	BK2291
LBK229.0050.03	14.25	13	3.00-4.00	229030	BK2292
LBK229.0050.04	14.2	12.5	4.00-5.09	229040	BK2292
LBK229.0050.05	13.85	11.5	5.10-6.00	229050 • 229051	BK2292

w见刀片
w see indexable inserts

注意事项:
用于基础刀柄 B229 不提供内冷

Note:
For basic toolholder B229 without coolant supply

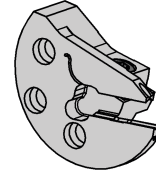
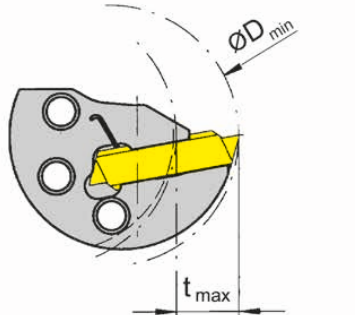
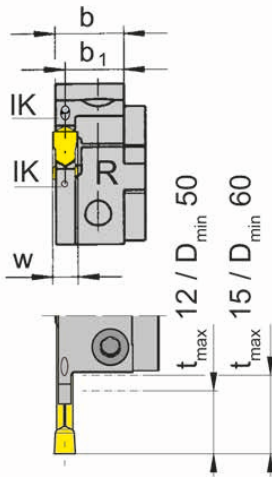
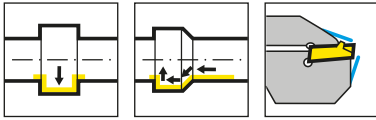
锁紧螺钉包含在刀杆内,不需要单独订购
The fastening screw is combined with the basic toolholder - no separate order required.

切槽深度与孔径 ϕ 的关系
Depth of groove in relation to bore ϕ

Dmin	tmax
50	12
60	15

配件
Spare Parts

刀夹 Cassette	锁紧螺钉 Clamping Screw	TORX PLUS®扳手 TORX PLUS® Wrench
R/LBK229...	5.13T20EP	T20PQ



R=右手型-如图
R = right hand version shown

L=左手型
L = left hand version

产品型号 Part number	b	b ₁	夹持范围 Clamping range	HWS	HMS
RBK229.0050.03.IK	14.2	13	3.00-4.00	229030	BK2291
RBK229.0050.04.IK	14.15	12.5	4.00-5.09	229040	BK2291
RBK229.0050.05.IK	13.8	11.5	5.10-6.00	229050 • 229051	BK2292
LBK229.0050.03.IK	14.2	13	3.00-4.00	229030	BK2292
LBK229.0050.04.IK	14.15	12.5	4.00-5.09	229040	BK2292
LBK229.0050.05.IK	13.8	11.5	5.10-6.00	229050 • 229051	BK2292

w见刀片
w see indexable inserts

注意事项:
用于基础刀柄 B229 提供内冷

Note:
For basic toolholder B229 with coolant supply

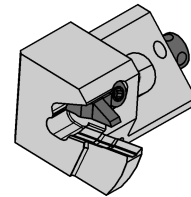
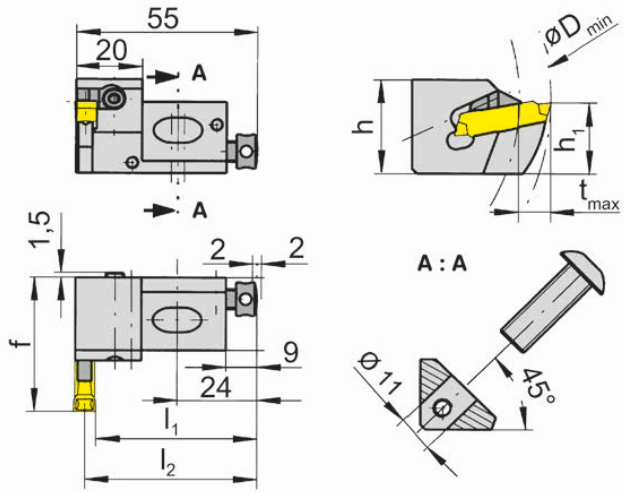
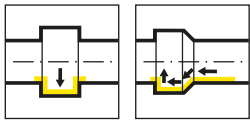
锁紧螺钉包含在刀杆内,不需要单独订购
The fastening screw is combined with the basic toolholder - no separate order required.

切槽深度与孔径φ的关系
Depth of groove in relation to bore φ

Dmin	tmax
50	12
60	15

配件
Spare Parts

刀夹 Cassette	锁紧螺钉 Clamping Screw	TORX PLUS®扳手 TORX PLUS® Wrench
R/LBK229...	5.13T20EP	T20PQ



R=右手型-如图
R = right hand version shown

L=左手型
L = left hand version

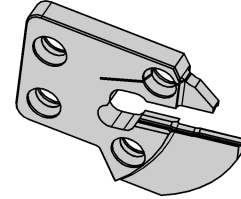
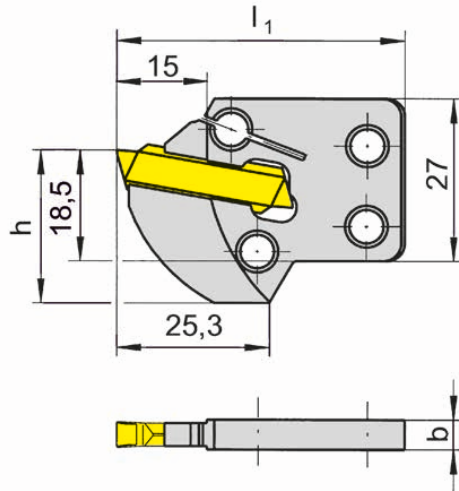
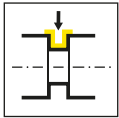
产品型号 Part number	h	h ₁	f	l ₂	l ₁
R257.2222.05	29	22	42	52.2	l ₂ -w/2
R257.2222.07	29	22	42	51.2	l ₂ -w/2
R257.2222.09	29	22	42	50.2	l ₂ -w/2
L257.2222.05	29	22	42	52.2	l ₂ -w/2
L257.2222.07	29	22	42	51.2	l ₂ -w/2
L257.2222.09	29	22	42	50.2	l ₂ -w/2

w见刀片
w see indexable inserts

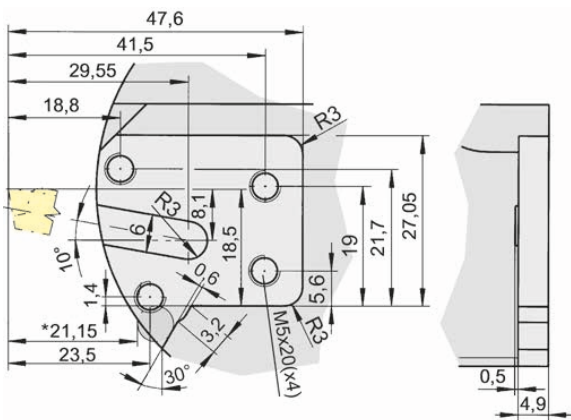
H

配件
Spare Parts

刀夹 Cartridge	锁紧螺钉 Clamping Screw	螺钉 Screw	压板 Clamping element	TORX PLUS®扳手 TORX PLUS® Wrench
R/L257.2222.05	218.3	6.12.020		
R/L257.2222.07	4.08.913	6.12.020	R218.5.7.32	T15PQ
R/L257.2222.09	4.08.913	6.12.020	R218.9.32	T15PQ



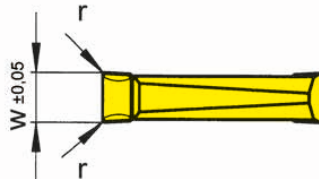
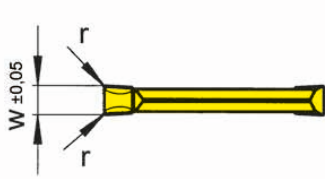
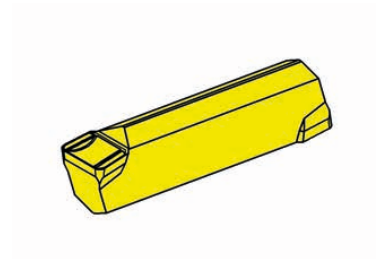
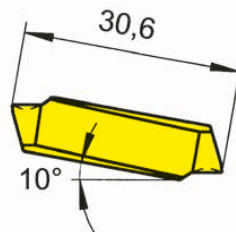
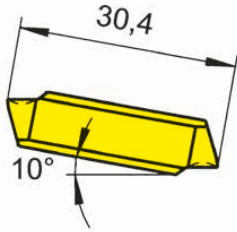
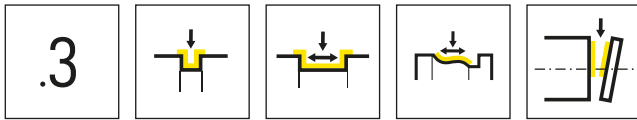
产品型号 Part number	D _{min}	D _{min,2}	t _{max}	t _{max}	b	l ₁	h	夹持范围 Clamping range	夹持范围 Clamping range	HWS	HMS
050.1827.0009	62	80	10-14	14	4.9	47	18.5	4.00-5.09	5.09	229040	500000
050.1827.0071	62	80	10-14	14	4.9	47	18.5	3.00-4.00	4	229030	500000



*通过棒针 \varnothing 6 mm
over \varnothing 6 mm measuring pin

可转位刀片 Indexable insert

S229



宽度 3 - 5 mm
Width 3 - 5 mm

宽度 6 - 10 mm
Width 6 - 10 mm

▲ 库存
on stock

硬质合金牌号
Carbide grades

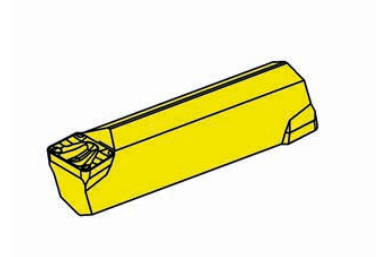
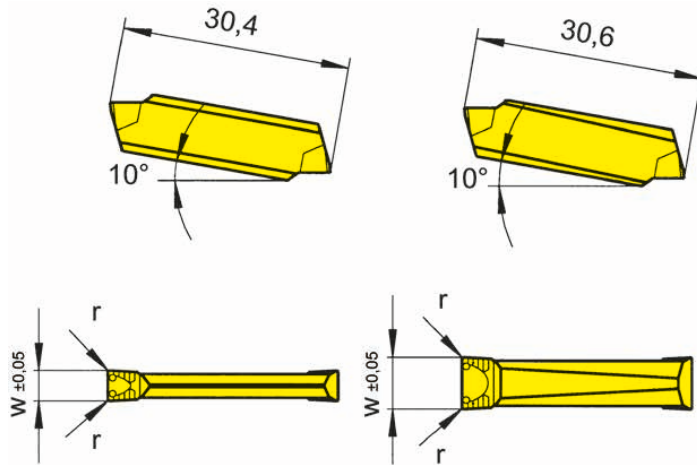
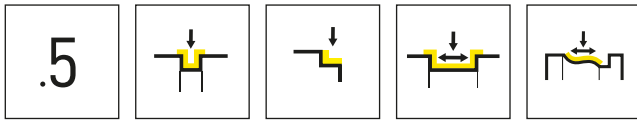
△ 4周
4 weeks

产品型号 Part number	w	r	HIS	硬质合金牌号 Carbide grades													
				MG12	P20	AL96	AS62	AS66	H54	IG66	TA45	TC92	TF42	TF45	TI22	TI25	TN32
S229.0300.32	3	0.2	229020 • 229030	▲	△	▲	▲	▲	▲	▲	▲	△	▲	▲	▲	▲	▲
S229.0300.34	3	0.4	229020 • 229030	△	△	▲	▲	▲	▲	▲	▲	▲	▲	▲	▲	▲	▲
S229.0400.32	4	0.2	229030 • 229040	△	△	▲	▲	▲	▲	▲	△	▲	▲	▲	▲	▲	▲
S229.0400.34	4	0.4	229030 • 229040	△	△	▲	▲	▲	▲	▲	▲	▲	▲	▲	▲	▲	▲
S229.0500.34	5	0.4	229040	△	△	▲	▲	▲	△	▲	△	▲	▲	▲	▲	▲	▲
S229.0500.36	5	0.6	229040		△				△	▲	△			△	△	△	△
S229.0600.34	6	0.4	229051	△	△	▲	▲	▲	△	▲	△	▲	▲	▲	▲	▲	▲
S229.0600.38	6	0.8	229051			▲	▲	▲		▲				△			
S229.0700.36	7	0.6	229071	△	△	△	▲			▲		△			▲	△	▲
S229.0800.36	8	0.6	229071 • 229081	△	△		▲			▲		▲		▲	▲	▲	▲
S229.0800.38	8	0.8	229071 • 229081							▲		△				△	
S229.0800.3K	8	1.2	229071 • 229081							▲		△		△			
S229.1000.36	10	0.6	229091	△	△		▲			▲		△			▲	▲	▲
P	●	●	●	●	●	●	●	●	●	●	●	●	●	●	●	●	●
M	-	-	-	-	○	●	●	●	●	-	-	●	-	●	-	-	●
K	-	-	●	-	●	-	-	-	-	-	-	●	-	●	-	-	●
N	-	-	●	-	●	-	-	-	-	-	-	●	-	●	-	-	●
S	-	-	-	-	○	-	○	●	-	-	-	●	-	●	-	-	●
H	-	-	-	-	-	-	-	-	-	-	-	-	-	-	-	-	-

H

可转位刀片 Indexable insert

S229



宽度 3 - 5 mm
Width 3 - 5 mm

宽度 6 - 10 mm
Width 6 - 10 mm

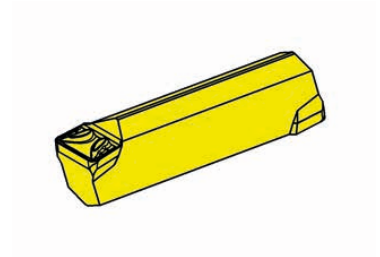
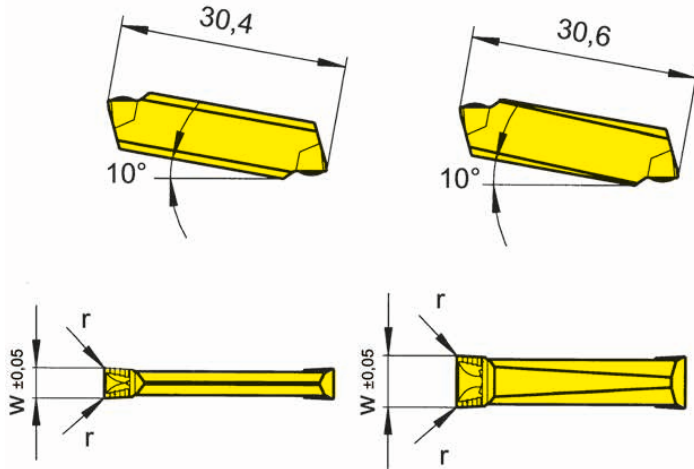
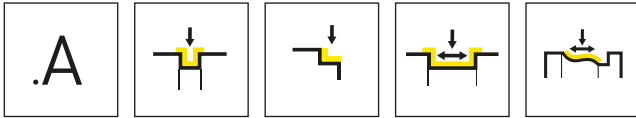
硬质合金牌号
Carbide grades
▲ 库存
on stock
△ 4周
4 weeks

产品型号 Part number	w	r	HIS	P20	AL96	AS62	AS65	IG66	TC92	TF42	TF45	TI22	TI25	TN32	TN35
S229.0300.52	3	0.2	229020 • 229030	△		▲		▲	△		▲	▲	▲	▲	▲
S229.0300.54	3	0.4	229020 • 229030		△	▲		▲	△		▲	▲	▲	▲	▲
S229.0400.52	4	0.2	229030 • 229040	△	△	▲		▲	△		▲	▲	▲	▲	▲
S229.0400.54	4	0.4	229030 • 229040		△	▲		▲			▲	▲	▲	▲	▲
S229.0500.54	5	0.4	229040	△	△	▲		▲	▲		▲	▲	▲	▲	▲
S229.0500.56	5	0.6	229040					▲	△				△	△	△
S229.0600.54	6	0.4	229051	△	△	▲		▲	▲		▲		▲	▲	▲
S229.0600.56	6	0.6	229051		△			▲	△				△	△	△
S229.0600.58	6	0.8	229051			▲	△	▲							
S229.0700.56	7	0.6	229071	△		▲			△			▲		△	
S229.0800.56	8	0.6	229071 • 229081	△		▲		△	△			▲		▲	
S229.0800.58	8	0.8	229071 • 229081	△	△				△	△		△		△	
S229.0800.5K	8	1.2	229071 • 229081		△				△			△			
S229.1000.56	10	0.6	229091	△	△				△			▲		▲	
P	●	●	●	●	●	●	●	●	●	●	●	●	●	●	●
M	-	-	-	○	●	-	-	●	-	●	-	●	-	-	●
K	-	●	-	○	-	-	-	-	-	-	●	-	●	-	●
N	-	●	-	-	-	-	-	-	-	-	●	-	●	-	●
S	-	-	-	-	○	-	-	-	-	-	●	-	●	-	●
H	-	-	-	-	-	-	-	-	-	-	-	-	-	-	-



可转位刀片 Indexable insert

S229



宽度 3 - 5 mm
Width 3 - 5 mm

宽度 6 - 10 mm
Width 6 - 10 mm

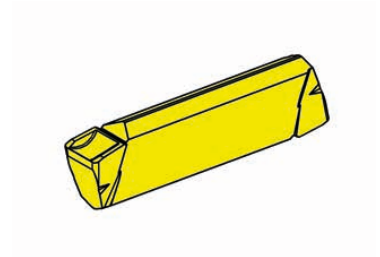
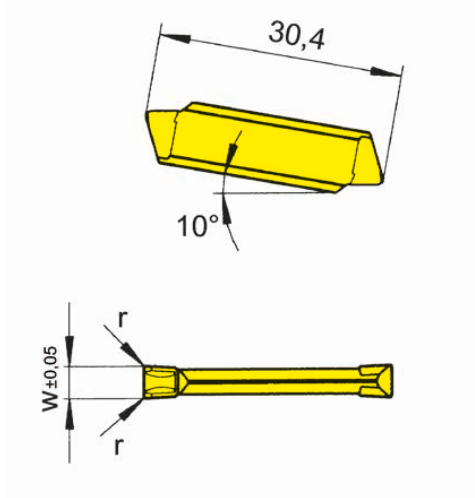
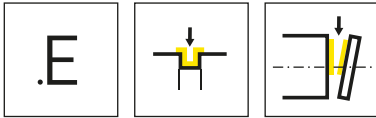
▲ 库存
on stock

硬质合金牌号
Carbide grades

▲ 4周
4 weeks

产品型号 Part number	w	r	HIS	P20	AL96	AS62	IG66	TC92	TF42	TF45	TI22	TI25	TN32	TN35
S229.0300.A2	3	0.2	229020 • 229030	Δ	Δ	▲		Δ		▲	▲	▲	▲	▲
S229.0300.A4	3	0.4	229020 • 229030		Δ	▲				▲	Δ	▲	▲	▲
S229.0400.A2	4	0.2	229030 • 229040	Δ	Δ	▲		Δ		▲	Δ	▲	▲	▲
S229.0400.A4	4	0.4	229030 • 229040		Δ	▲		Δ	▲	Δ	▲	▲	▲	▲
S229.0500.A4	5	0.4	229040			▲	▲	Δ		Δ	▲	Δ	▲	▲
S229.0500.A6	5	0.6	229040		Δ	▲	▲	Δ				▲		
S229.0600.A4	6	0.4	229051	Δ		▲			Δ	▲	▲	Δ	▲	▲
S229.0600.A8	6	0.8	229051			▲			Δ					
S229.0700.A6	7	0.6	229071					Δ	▲					Δ
S229.0800.A6	8	0.6	229071 • 229081				Δ		Δ		▲			▲
S229.0800.A8	8	0.8	229071 • 229081				Δ		Δ		Δ			
S229.0800.AK	8	1.2	229071 • 229081								Δ			
S229.1000.A6	10	0.6	229091	Δ			Δ				Δ		Δ	
S229.1000.A8	10	0.8	229091								Δ			
P	●	●	●	●	●	●	●	●	●	●	●	●	●	●
M	-	-	-	●	-	-	●	-	-	●	-	●	-	●
K	-	●	-	-	-	-	-	-	-	●	-	●	-	●
N	-	●	-	-	-	-	-	-	-	●	-	●	-	●
S	-	-	-	○	-	-	-	-	-	●	-	●	-	●
H	-	-	-	-	-	-	-	-	-	-	-	-	-	-

H



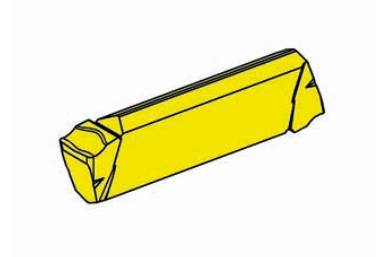
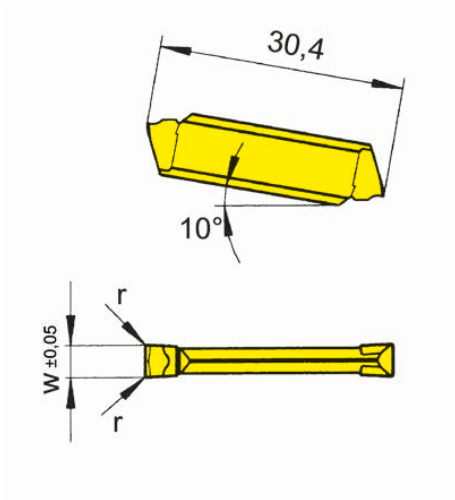
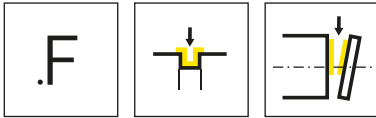
硬质合金牌号
Carbide grades

▲ 库存
on stock

△ 4周
4 weeks

产品型号 Part number	w	r	HIS	硬质合金牌号 Carbide grades				
				AS62	TC92	TF45	TF46	TI25
S229.0300.E2	3	0.2	229020 • 229030	▲		▲	▲	▲
S229.0300.E4	3	0.4	229020 • 229030	▲	△	▲		
S229.0400.E2	4	0.2	229030 • 229040	▲	△	▲	△	▲
S229.0400.E4	4	0.4	229030 • 229040	▲	△	▲		
P	●	●	●	●	●	●	●	●
M	-	-	●	○	●			
K	-	-	●	●	●			
N	-	-	●	●	●			
S	-	-	●	○	●			
H	-	-	-	-	-			





硬质合金牌号
Carbide grades

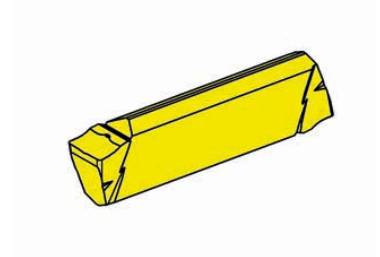
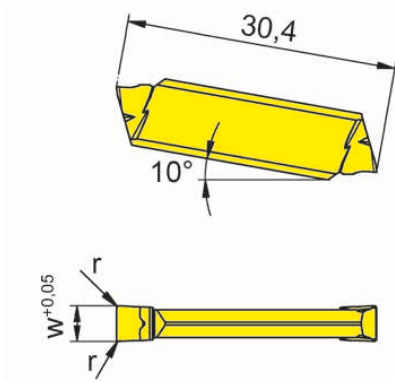
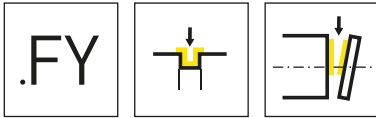
▲ 库存
on stock

△ 4周
4 weeks

产品型号 Part number	w	r	HIS	硬质合金牌号 Carbide grades						
				TC92	TF43	TF45	TF46	TI22	TI25	
S229.0300.F2	3	0.2	229020 • 229030	△	▲	▲	▲	▲	△	
S229.0300.F4	3	0.4	229020 • 229030	△		▲	△		△	
S229.0400.F2	4	0.2	229030 • 229040	△	△	▲	△		△	
S229.0400.F4	4	0.4	229030 • 229040	△		▲	△		△	
				P	●	●	●	●	●	●
				M	-	-	●	○	-	●
				K	-	-	●	●	-	●
				N	-	-	●	●	-	●
				S	-	-	●	○	-	●
				H	-	-	-	-	-	-

可转位刀片 Indexable insert

S229



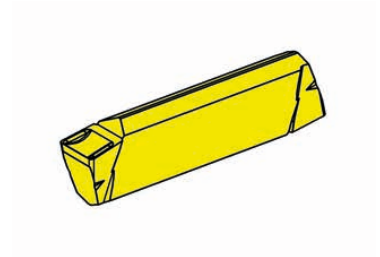
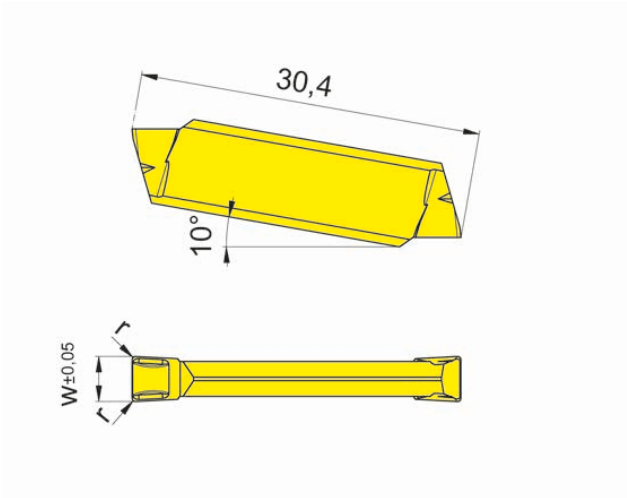
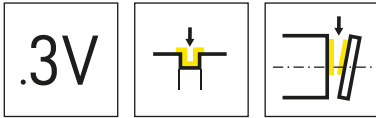
硬质合金牌号
Carbide grades

▲ 库存
on stock

△ 4周
4 weeks

产品型号 Part number	w	r	HIS	硬质合金牌号 Carbide grades			
				HP65	IG35	PH35	TI25
S229.0300.FY2	3	0.2	229020 • 229030	▲	▲	△	▲
S229.0400.FY3	4	0.3	229030 • 229040	▲	▲	△	▲
				P	•	-	•
				M	•	•	•
				K	•	-	•
				N	•	-	•
				S	•	•	•
				H	-	-	-





硬质合金牌号
Carbide grades

▲ 库存
on stock

△ 4周
4 weeks

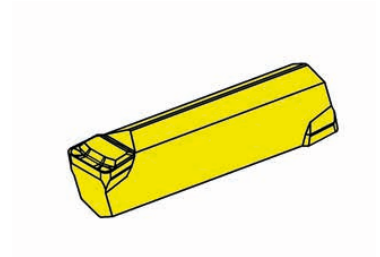
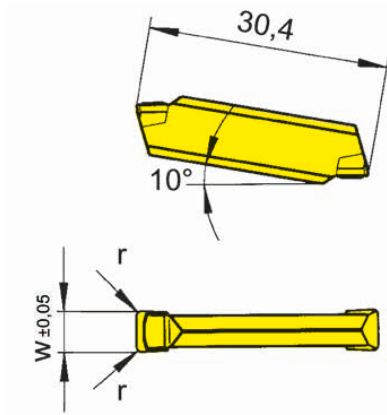
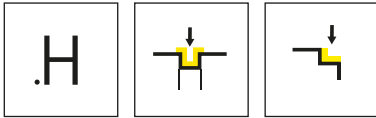
产品型号 Part number	w	r	HIS	AS45	HP65	IG35
S229.0300.3V2	3	0.2	229020 • 229030	▲	▲	▲
S229.0400.3V3	4	0.3	229030 • 229040	▲	▲	▲
				P ●	●	-
				M ●	●	●
				K ●	●	-
				N ○	○	-
				S ●	●	●
				H -	-	-

H

可转位刀片

Indexable insert

S229



硬质合金牌号
Carbide grades

▲ 库存
on stock

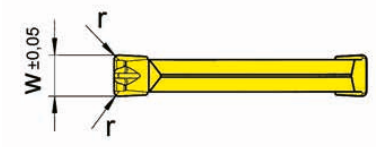
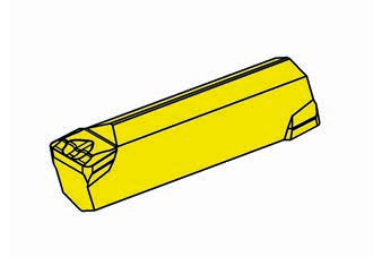
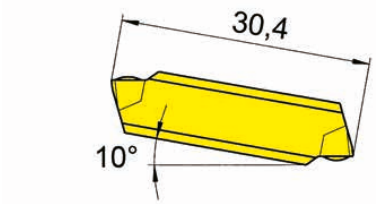
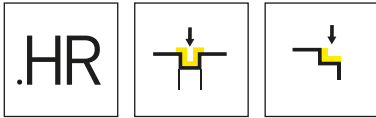
△ 4周
4 weeks

产品型号 Part number	w	r	HIS	AL96	TF42	TF46
S229.0300.H4	3	0.4	229020 • 229030	▲	△	
S229.0300.H6	3	0.6	229020 • 229030	▲	▲	
S229.0400.H4	4	0.4	229030 • 229040	△	▲	
S229.0400.H6	4	0.6	229030 • 229040	△	△	
S229.0400.H8	4	0.8	229030 • 229040	▲	▲	△
S229.0500.H4	5	0.4	229040	△	△	
S229.0500.H6	5	0.6	229040	△	△	
S229.0500.H8	5	0.8	229040	△	△	
S229.0600.H4	6	0.4	229051	△	▲	
S229.0600.H6	6	0.6	229051	△	△	
S229.0600.H8	6	0.8	229051	△	△	
S229.0600.HK	6	1.2	229051	△	△	
				P ●	●	●
				M -	-	○
				K ●	-	●
				N ●	-	●
				S -	-	○
				H -	-	-



可转位刀片 Indexable insert

S229



硬质合金牌号
Carbide grades

▲ 库存
on stock

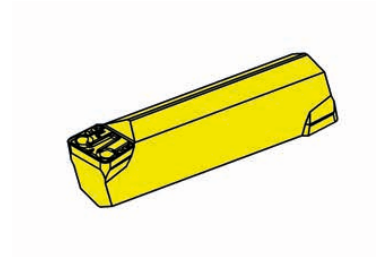
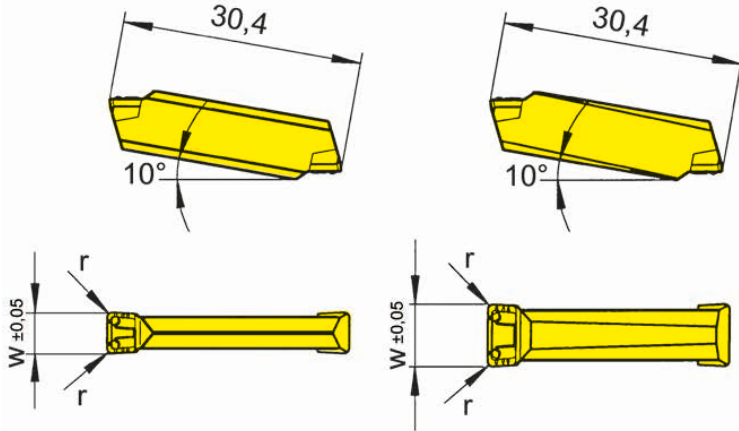
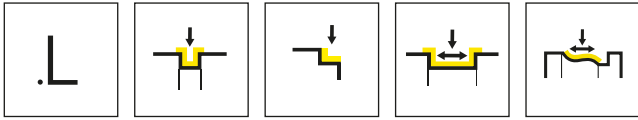
△ 4周
4 weeks

产品型号 Part number	w	r	HIS	AS62	AS66	IG66
S229.0300.HR4	3	0.4	229020 • 229030	▲	△	▲
S229.0400.HR4	4	0.4	229030 • 229040	▲	▲	▲
S229.0500.HR4	5	0.4	229040	▲	▲	▲
S229.0500.HR6	5	0.6	229040	▲	▲	▲
S229.0500.HR8	5	0.8	229040	▲	△	▲
S229.0600.HR4	6	0.4	229050	▲	▲	▲
S229.0600.HR6	6	0.6	229050	▲	▲	▲
S229.0600.HR8	6	0.8	229050	▲	△	▲
S229.0800.HR8.PG	8	0.8	229071 • 229081	▲		▲
				P ●	●	●
				M -	○	●
				K -	●	-
				N -	●	-
				S -	○	○
				H -	-	-

H

可转位刀片 Indexable insert

S229



宽度4 - 5 mm
Width 4 - 5 mm

宽度6 - 8 mm
Width 6 - 8 mm

▲ 库存
on stock

硬质合金牌号
Carbide grades
△ 4周
4 weeks

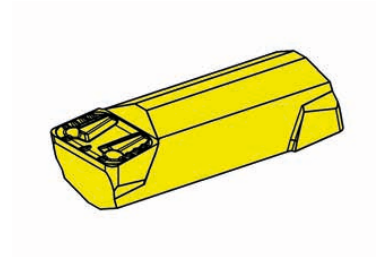
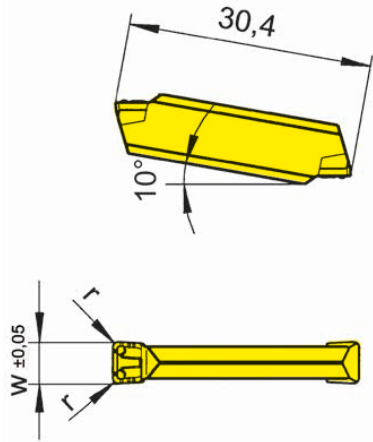
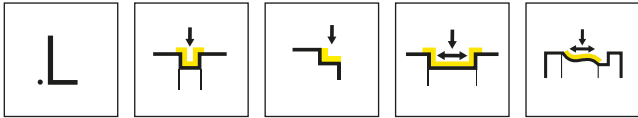
产品型号 Part number	w	r	HIS	硬质合金牌号 Carbide grades								
				AL96	AS62	AS65	AS66	IG65	IG66	TF42	TI22	
S229.0300.L2	3	0.2	229020 • 229030			▲		▲				
S229.0300.L4	3	0.4	229020 • 229030			▲		▲				
S229.0300.L6	3	0.6	229020 • 229030			▲		▲				
S229.0300.L8	3	0.8	229020 • 229030			▲		▲				
S229.0400.L4	4	0.4	229030 • 229040	▲	▲		▲		▲	▲	▲	
S229.0400.L6	4	0.6	229030 • 229040				▲		▲	▲	▲	
S229.0500.L4	5	0.4	229040	▲	▲		▲		▲	▲	▲	
S229.0500.L6	5	0.6	229040	▲	▲		▲		▲	▲	▲	
S229.0600.L4	6	0.4	229050	△	▲		▲		▲	▲	▲	
S229.0500.L8	5	0.8	229040		▲		▲		▲	▲	▲	
S229.0600.L6	6	0.6	229050	△	▲		▲		▲	▲	▲	
S229.0800.L6	8	0.6	229071	▲	▲		▲		▲	▲	▲	
P	●	●	●	●	●	●	●	●	●	●	●	●
M	-	-	○	○	●	●	-	-	-	-	-	-
K	●	-	○	●	-	-	-	-	-	-	-	-
N	●	-	-	●	-	-	-	-	-	-	-	-
S	-	-	-	○	○	○	-	-	-	-	-	-
H	-	-	-	-	-	-	-	-	-	-	-	-



可转位刀片

Indexable insert

S229



硬质合金牌号
Carbide grades

▲ 库存
on stock

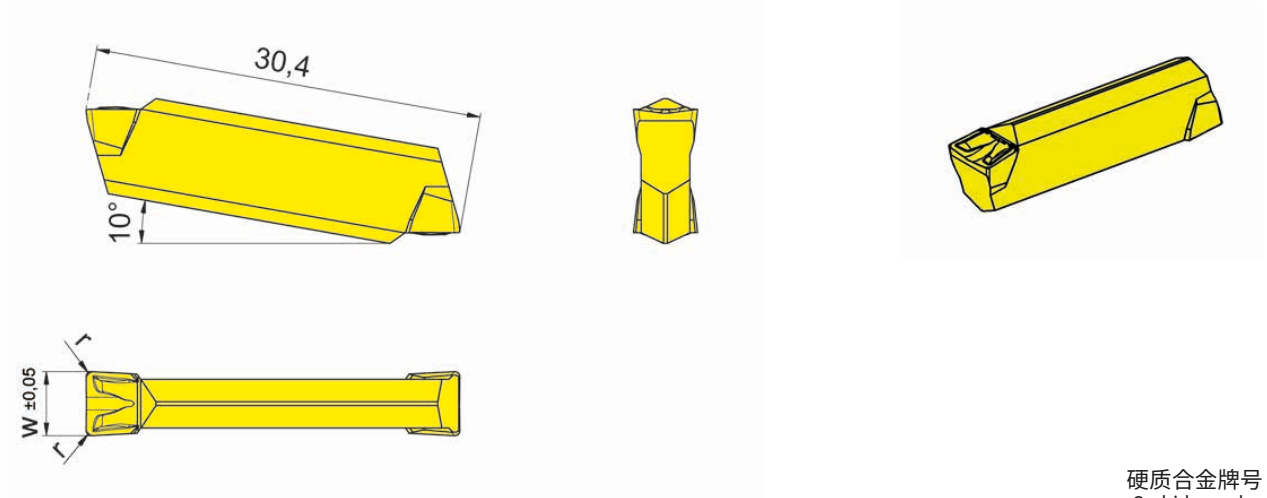
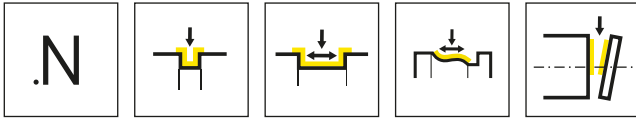
△ 4周
4 weeks

产品型号 Part number	w	r	HIS	AS62	IG66
S229.0600.L4.PG	6	0.4	229050	▲	▲
S229.0800.L8.PG	8	0.8	229071 • 229081	▲	▲
				P ● ●	
				M - ●	
				K - -	
				N - -	
				S - O	
				H - -	



可转位刀片 Indexable insert

S229



硬质合金牌号
Carbide grades

▲ 库存
on stock


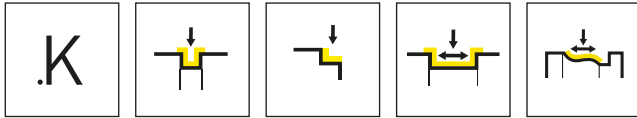
△ 4周
4 weeks

产品型号 Part number	w	r	HIS	AS45	AS62	DD25	IG66	TI25
S229.0300.N2.G	3	0.2	229020 • 229030	▲			▲	
S229.0300.N4.G	3	0.4	229020 • 229030	▲			▲	
S229.0400.N2.G	4	0.2	229030 • 229040	▲			▲	
S229.0400.N4.G	4	0.4	229030 • 229040	▲			▲	
S229.0500.N2.G	5	0.2	229040				▲	▲
S229.0500.N4.G	5	0.4	229040	▲	▲		▲	△
S229.0500.N6.G	5	0.6	229040	△	▲		▲	△
S229.0500.N8.G	5	0.8	229040		▲		▲	
S229.0600.N4.G	6	0.4	229050	▲			▲	△
S229.0600.N6.G	6	0.6	229050	▲			▲	△
P	●	●	-	●	●			
M	●	-	-	●	●			
K	●	-	-	●	●			
N	○	-	●	-	●			
S	●	-	○	○	●			
H	-	-	-	-	-			



可转位刀片 Indexable insert

S229



硬质合金牌号
Carbide grades

▲ 库存
on stock


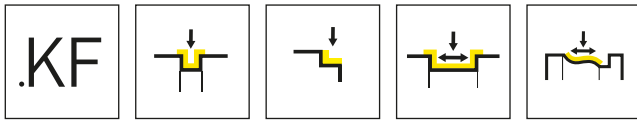
△ 4周
4 weeks

产品型号 Part number	w	r	HIS	Carbide grades		
				AS62	AS66	IG66
S229.0015.K3	3	1.5	229020 • 229030	▲	▲	▲
S229.0020.K4	4	2	229030 • 229040	▲	▲	▲
S229.0025.K5	5	2.5	229040	▲	▲	▲
S229.0030.K6	6	3	229050	▲	▲	▲
S229.0040.K8	8	4	229070 • 229080	▲	▲	▲
				P	●	●
				M	-	○
				K	-	●
				N	-	●
				S	-	○
				H	-	-

使用45° 刀杆加工退刀槽时各尺寸刀片要求的D_{min}
D_{min} for corner reliefs with toolholder 45°

t _{max}	S229.0015.K3	S229.0020.K4	S229.0025.K5	S229.0030.K6
0.5	Ø 26	Ø 26	Ø 32	Ø 32
1.0	Ø 76	Ø 55	Ø 42	Ø 37
1.5	Ø 78	Ø 58	Ø 45	Ø 41
2.0	Ø 80	Ø 59	Ø 46	Ø 42
2.5	Ø 82	Ø 60	Ø 47	Ø 43
3.0	Ø 84	Ø 62	Ø 48	Ø 44
3.5	Ø 87	Ø 63	Ø 49	Ø 46
4.0	Ø 89	Ø 65	Ø 50	Ø 47

H



硬质合金牌号
Carbide grades

▲ 库存
on stock

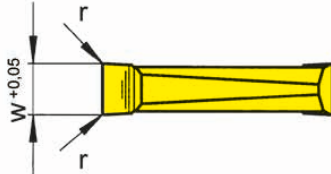
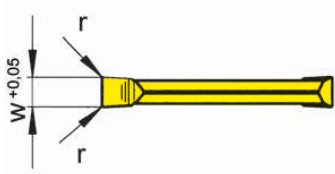
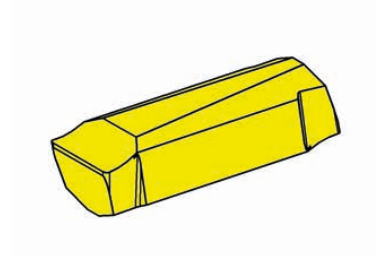
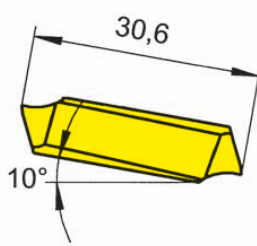
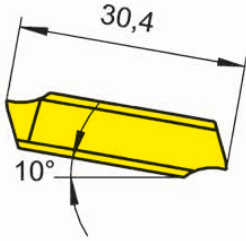
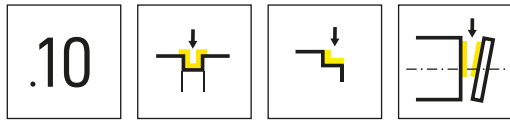
△ 4周
4 weeks

产品型号 Part number	w	r	HIS	AS66	IG66
S229.0015.KF3	3	1.5	229020 • 229030	▲	▲
S229.0020.KF4	4	2	229030 • 229040	▲	▲
S229.0025.KF5	5	2.5	229040	▲	▲
S229.0030.KF6	6	3	229050	▲	▲
S229.0040.KF8	8	4	229070 • 229080	▲	▲
				P ● ●	
				M ○ ●	
				K ● -	
				N ● -	
				S ○ ○	
				H - -	

使用45° 刀杆加工退刀槽时各尺寸刀片要求的D_{min}
D_{min} for corner reliefs with toolholder 45°

t _{max}	S229.0015.KF3	S229.0020.KF4	S229.0025.KF5	S229.0030.KF6
0.5	Ø 26	Ø 26	Ø 32	Ø 32
1.0	Ø 76	Ø 55	Ø 42	Ø 37
1.5	Ø 78	Ø 58	Ø 45	Ø 41
2.0	Ø 80	Ø 59	Ø 46	Ø 42
2.5	Ø 82	Ø 60	Ø 47	Ø 43
3.0	Ø 84	Ø 62	Ø 48	Ø 44
3.5	Ø 87	Ø 63	Ø 49	Ø 46
4.0	Ø 89	Ø 65	Ø 50	Ø 47





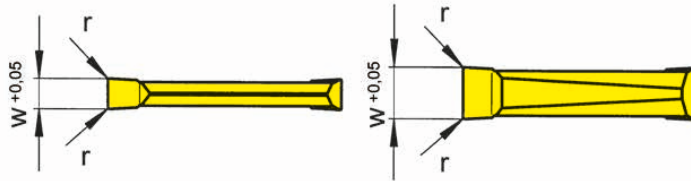
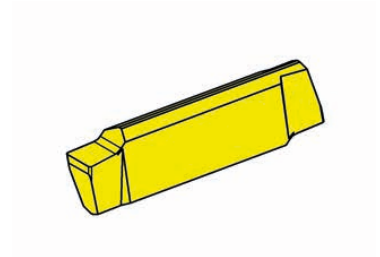
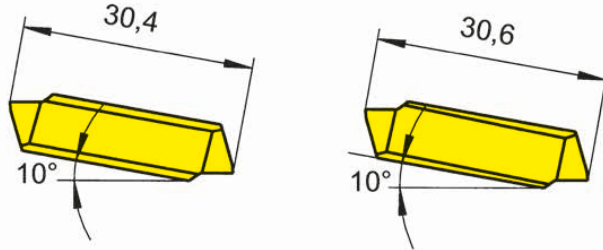
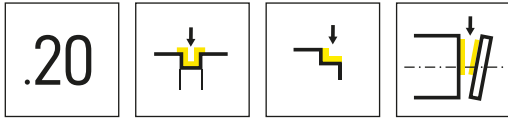
槽宽2.5-5.0 mm
Width of groove 2,5 - 5,0 mm

宽度5.1-10.4mm
Width 5,1 - 10,4 mm

硬质合金牌号
Carbide grades
▲ 库存
on stock
△ 4周
4 weeks

产品型号 Part number	w	r	HIS	K10	MG12	P20	AS62	IG66	TC92	TN32	TN35	H20
229.0250.10	2.5	0.2	229020					▲		▲	▲	
229.0300.10	3	0.2	229020 • 229030	▲	▲	▲	▲	▲	▲	▲	▲	▲
229.0400.10	4	0.2	229030 • 229040	▲		▲	▲	▲	△	▲	△	
229.0500.10	5	0.2	229040	▲		▲	△	△	▲	▲	△	
229.0600.10	6	0.4	229051	△		△		△	△	△	△	
229.0700.10	7	0.4	229071	△		△		△	△	△	△	
229.0800.10	8	0.4	229071 • 229081	△		△		△	△	△	△	
229.0900.10	9	0.4	229091	△		△		△	△	△	△	
229.1000.10	10	0.4	229091	△		△		△	△	△	△	
P	●	○	●	●	●	●	●	●	●	●	●	●
M	○	-	-	-	●	-	-	-	-	-	●	○
K	●	-	-	-	-	-	-	-	-	-	●	-
N	●	-	-	-	-	-	-	-	-	-	●	-
S	○	-	-	-	○	-	-	-	-	-	●	-
H	-	-	-	-	-	-	-	-	-	-	-	-

H



宽度 3 - 5 mm
Width 3 - 5 mm

宽度 5.1-10.4mm
Width 5,1 - 10,4 mm

▲ 库存
on stock

△ 4周
4 weeks

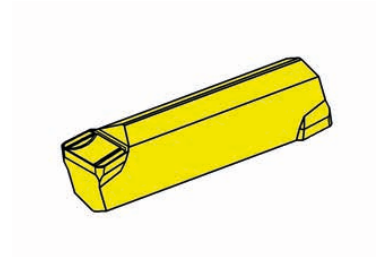
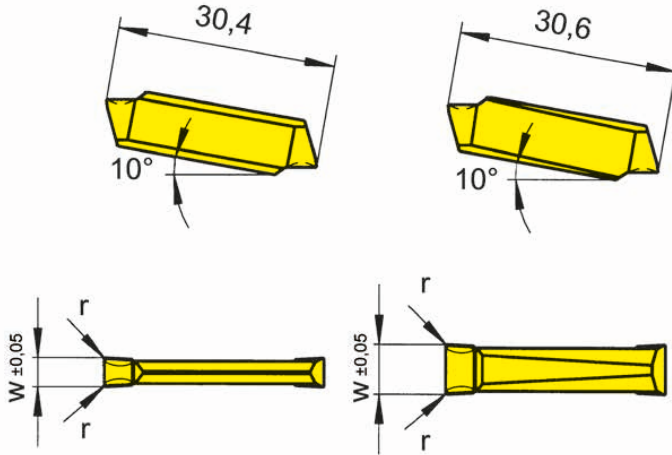
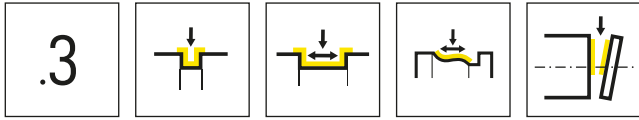
硬质合金牌号
Carbide grades

产品型号 Part number	w	r	HIS	硬质合金牌号 Carbide grades					
				K10	AS62	IG66	TC92	TN32	H20
229.0300.20	3	0.2	229020 • 229030	▲	▲	△	▲		▲
229.0400.20	4	0.2	229030 • 229040	▲	▲	△	△	▲	
229.0500.20	5	0.2	229040	▲	▲	△	▲		
229.0600.20	6	0.4	229051	▲	▲	△	△		
229.0700.20	7	0.4	229071	▲		△			
229.0800.20	8	0.4	229071 • 229081	▲		△			
229.0900.20	9	0.4	229091	△		△			
229.1000.20	10	0.4	229091	△		△			
P	●	●	●	●	●	●	●	●	●
M	○	-	●	-	-	-	-	-	○
K	●	-	-	-	-	-	-	-	-
N	●	-	-	-	-	-	-	-	-
S	○	-	○	-	-	-	-	-	-
H	-	-	-	-	-	-	-	-	-



可转位刀片 Indexable insert

229



宽度 3 - 5 mm
Width 3 - 5 mm

宽度 5.1-10.4mm
Width 5,1 - 10,4 mm

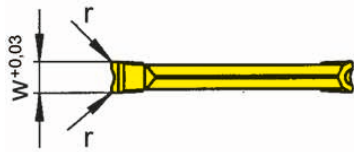
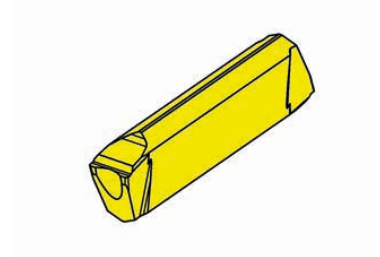
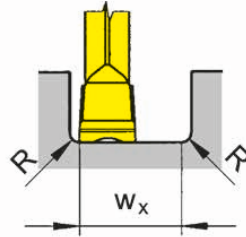
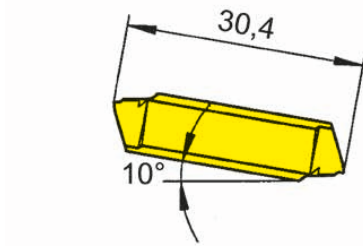
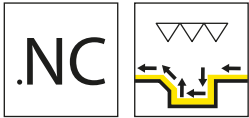
▲ 库存
on stock

硬质合金牌号
Carbide grades

△ 4周
4 weeks

产品型号 Part number	w	r	HIS	K10	MG12	P20	AS62	IG66	TC92	TI22	TI25	TN32	TN35
229.0300.31	3	0.2	229020 • 229030	▲	▲	▲	▲	▲	▲		▲	▲	▲
229.0300.34	3	0.4	229020 • 229030			△	▲	▲	△			▲	▲
229.0350.31	3.5	0.2	229030				▲	▲				▲	▲
229.0400.31	4	0.2	229030 • 229040	▲		▲	▲	▲	▲			▲	▲
229.0400.34	4	0.4	229030 • 229040			▲	▲	▲	△			▲	▲
229.0500.31	5	0.2	229040	▲		▲	▲	▲	△	▲		▲	▲
229.0500.34	5	0.4	229040			△	△	△	△			▲	▲
229.0500.36	5	0.6	229040					△	△			△	
229.0600.31	6	0.4	229051			▲	△	△	▲			▲	▲
229.0600.38	6	0.8	229051				△	△	△			△	
229.0700.31	7	0.4	229071			△	△	△	△			▲	▲
229.0800.31	8	0.4	229071 • 229081			▲	▲	△				▲	▲
229.0900.31	9	0.4	229091			△	▲	△	▲			▲	▲
229.1000.31	10	0.4	229091			△	△	△				▲	▲
P	●	○	●	●	●	●	●	●	●	●	●	●	●
M	○	-	-	-	●	-	-	●	-	-	●	-	●
K	●	-	-	-	-	-	-	-	-	-	●	-	●
N	●	-	-	-	-	-	-	-	-	-	●	-	●
S	○	-	-	-	○	-	-	○	-	-	●	-	●
H	-	-	-	-	-	-	-	-	-	-	-	-	-

H



硬质合金牌号
Carbide grades

▲ 库存
on stock

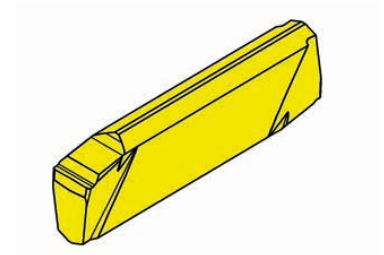
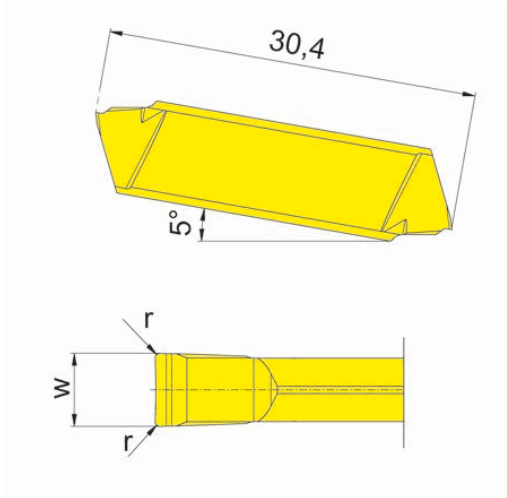
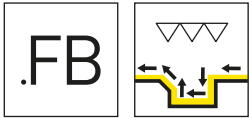
△ 4周
4 weeks

产品型号 Part number	w	r	w _x	HIS	H20
229.NC30.02	3	0.2	4.5	229030 • 229040	▲
229.NC40.02	4	0.2	6.4	229030 • 229040	▲

w_x = 槽宽 - R(右) - R(左)
w_x = width of groove - R(right) - R(left)

P	●
M	○
K	-
N	-
S	-
H	-





硬质合金牌号
Carbide grades

▲ 库存
on stock

△ 4周
4 weeks

产品型号 Part number	w	r	HIS	IG6T	H20
229.FB30.02	3	0.2	229030	△	▲
229.FB40.02	4	0.2	229040	△	▲
				P ● ●	
				M ● ●	
				K - -	
				N - -	
				S ○ -	
				H - -	

计算槽的最小可加工宽度 w_x
Calculation of the smallest possible width of groove w_x

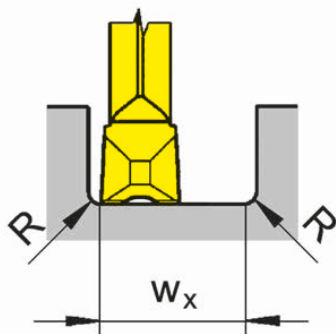
例如 229.FB30.02
Example

$$w_x = 2 \times \text{槽宽 } w - 2 \times \text{刀尖圆角 } R$$

$$w_x = 2 \times \text{Width of insert } w - 2 \times \text{Corner radius insert } R$$

$$w_x = 2 \times 3 \text{ mm} - 2 \times 0.2 \text{ mm}$$

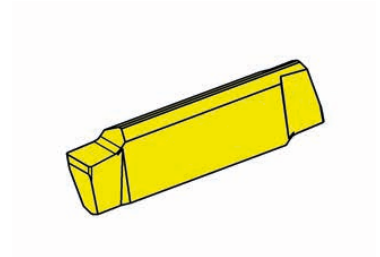
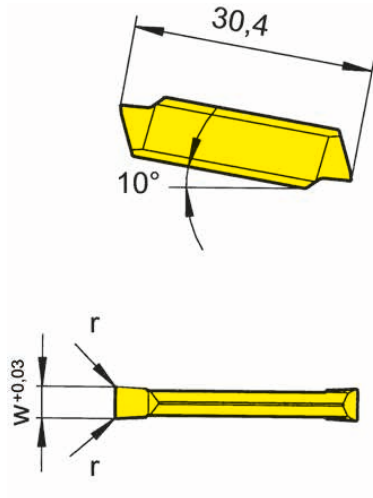
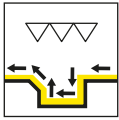
$$w_x = 5.6 \text{ mm}$$



加工路径
Processing flow



H



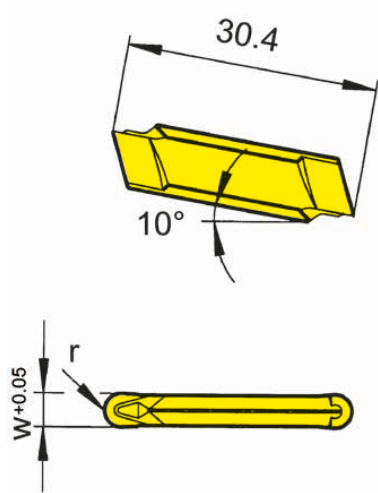
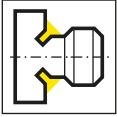
硬质合金牌号
Carbide grades

▲ 库存
on stock

△ 4周
4 weeks

产品型号 Part number	w	r	HIS	TN32	H20
229.0300.02	3	0.2	229020 • 229030	●	▲
229.0400.02	4	0.2	229030 • 229040	△	▲
				P ● ●	
				M - o	
				K - -	
				N - -	
				S - -	
				H - -	

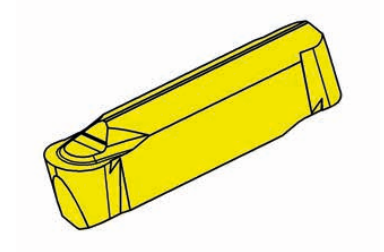
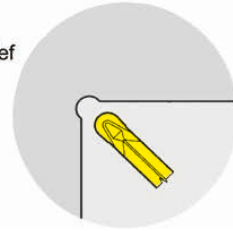
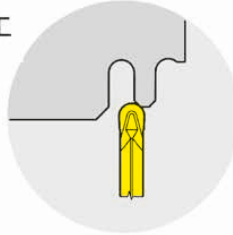




仿形加工
profiling

或
or

退刀槽
corner relief



硬质合金牌号
Carbide grades

▲ 库存
on stock

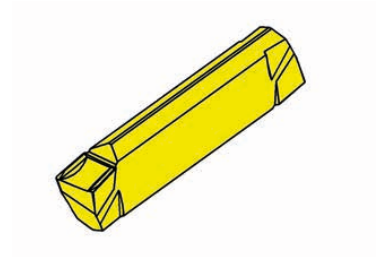
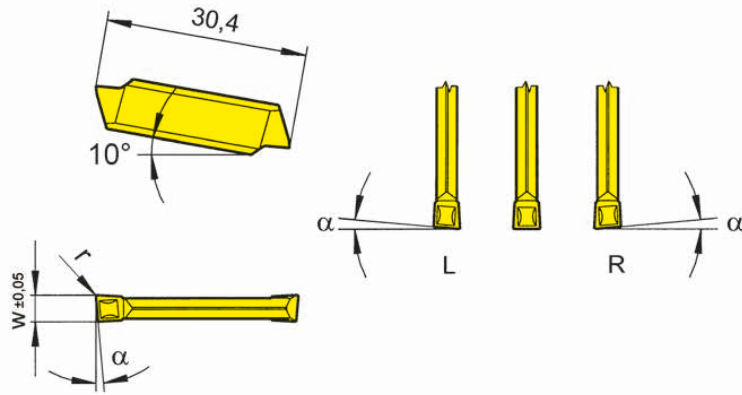
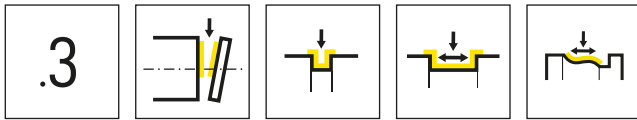
△ 4周
4 weeks

产品型号 Part number	w	r	HIS	硬质合金牌号 Carbide grades					
				MG12	P20	AS62	AS66	TN32	H20
229.0015.30	3	1.5	229020 • 229030	▲	▲	▲		▲	▲
229.0020.40	4	2	229030 • 229040	▲	▲	▲		▲	
229.0025.50	5	2.5	229040	▲	▲		▲	▲	
229.0030.60	6	3	229050		▲	▲		▲	
				P	O	●	●	●	●
				M	-	-	-	O	-
				K	-	-	-	●	-
				N	-	-	-	●	-
				S	-	-	-	O	-
				H	-	-	-	-	-

H

可转位刀片 Indexable insert

229 / S229



R=右手型-如图
R = right hand version shown

L=左手型
L = left hand version

▲ 库存
on stock

硬质合金牌号
Carbide grades

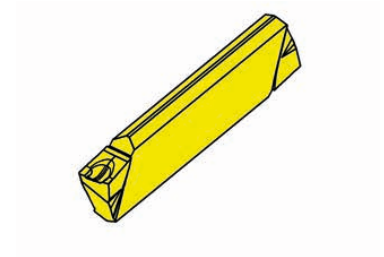
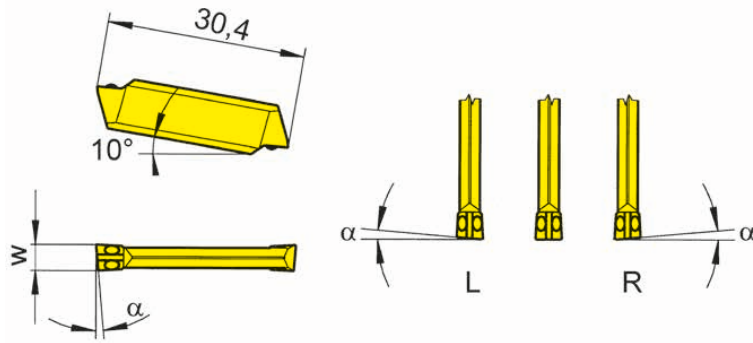
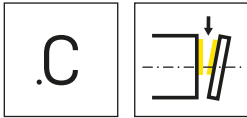
△ 4周
4 weeks

产品型号 Part number	w	r	α	HIS	MG12	P20	AL96	AS62	AS66	H54	IG66	TA45	TC92	TF45	TI22	TI25	TN32	TN35
R229.5300.31	3	0.2	5°	229020 • 229030	▲			▲					▲			▲	▲	▲
RS229.0530.32	3	0.2	5°	229020 • 229030				▲				△	▲	▲		▲	▲	▲
RS229.0540.32	4	0.2	5°	229030 • 229040				▲				△	△	▲		▲	▲	△
L229.5300.31	3	0.2	5°	229020 • 229030	▲			▲					▲			▲	▲	▲
LS229.0530.32	3	0.2	5°	229020 • 229030				▲				△	△	▲		▲	▲	▲
LS229.0540.32	4	0.2	5°	229030 • 229040								△	△	▲		▲	▲	△
S229.0300.32	3	0.2	-	229020 • 229030	▲	△	▲	▲	▲	▲	▲	△	▲	▲	▲	▲	▲	▲
S229.0400.32	4	0.2	-	229030 • 229040	△	△	▲	▲	▲	▲	▲	△	▲	▲		▲	▲	▲
R/L229.5300.31精密磨削, 长度30.0mm					P	O	●	●	●	●	●	●	●	●	●	●	●	●
R/L229.5300.31 precision ground, length 30,0 mm					M	-	-	-	O	●	●	●	-	●	-	●	-	●
					K	-	-	●	-	-	-	●	-	●	-	●	-	●
					N	-	-	●	-	-	-	●	-	●	-	●	-	●
					S	-	-	-	O	-	O	●	-	●	-	●	-	●
					H	-	-	-	-	-	-	-	-	-	-	-	-	-



可转位刀片 Indexable insert

S229



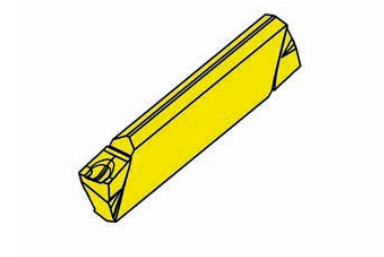
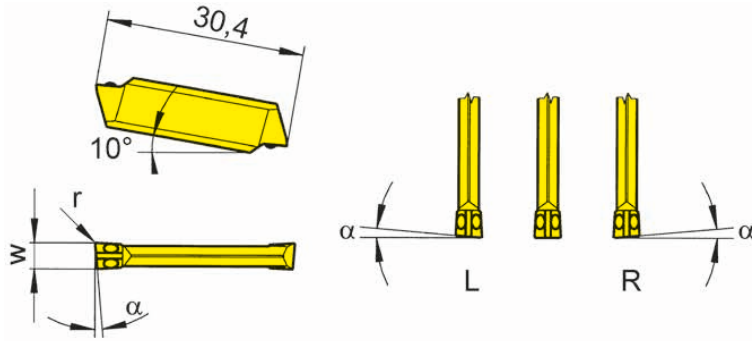
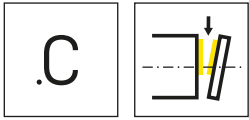
R=右手型-如图
R = right hand version shown

L=左手型
L = left hand version

硬质合金牌号
Carbide grades
▲ 库存
on stock
△ 4周
4 weeks

产品型号 Part number	w	α	HIS	TC92	TF45	TI25	TN35
RS229.0530.C0	3	5°	229020 • 229030	△	▲	▲	▲
RS229.0540.C0	4	5°	229030 • 229040	△	△	△	▲
RS229.0830.C0	3	8°	229020 • 229030	▲	▲	▲	▲
RS229.0840.C0	4	8°	229030 • 229040		△	△	▲
LS229.0530.C0	3	5°	229020 • 229030	△	▲	▲	▲
LS229.0540.C0	4	5°	229030 • 229040	△	△	△	
LS229.0830.C0	3	8°	229020 • 229030	▲	▲	▲	▲
LS229.0840.C0	4	8°	229030 • 229040	△	△	△	△
S229.0030.C0	3	0°	229020 • 229030	△	▲	▲	▲
S229.0040.C0	4	0°	229030 • 229040	△	△	△	▲
				P	●	●	●
				M	-	●	●
				K	-	●	●
				N	-	●	●
				S	-	●	●
				H	-	-	-

H



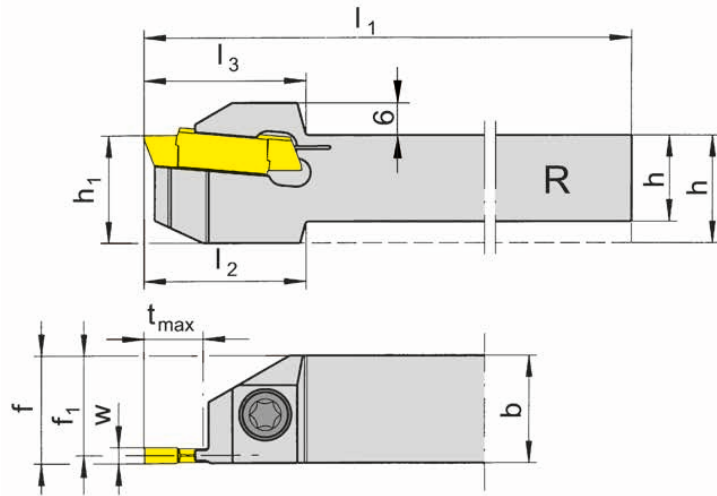
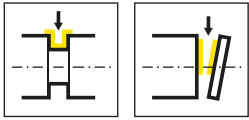
R=右手型-如图
R = right hand version shown

L=左手型
L = left hand version

硬质合金牌号
Carbide grades
▲ 库存
on stock
△ 4周
4 weeks

产品型号 Part number	w	r	α	HIS	TC92	TF45	TI25	TN35
RS229.0530.C1	3	0.15	5°	229020 • 229030	△	△	▲	▲
RS229.0830.C1	3	0.15	8°	229020 • 229030	△	▲	▲	▲
RS229.0540.C1	4	0.15	5°	229030 • 229040	△	△	△	△
RS229.0840.C1	4	0.15	8°	229030 • 229040		△	△	▲
LS229.0530.C1	3	0.15	5°	229020 • 229030	△	△	▲	▲
LS229.0830.C1	3	0.15	8°	229020 • 229030	△	▲	△	▲
LS229.0540.C1	4	0.15	5°	229030 • 229040	△	△		△
LS229.0840.C1	4	0.15	8°	229030 • 229040	△	△	△	△
S229.0030.C1	3	0.15	0°	229020 • 229030	△	△	▲	▲
					P	●	●	●
					M	-	●	●
					K	-	●	●
					N	-	●	●
					S	-	●	●
					H	-	-	-





R=右手型-如图
R = right hand version shown

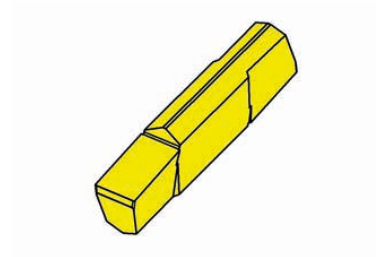
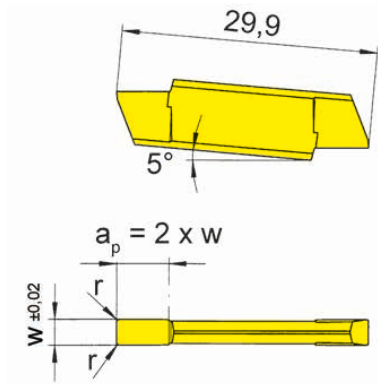
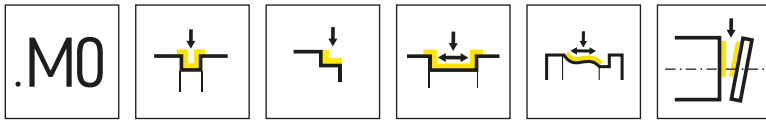
L=左手型
L = left hand version

产品型号 Part number	h	b	l ₁	l ₂	l ₃	h ₁	f	f ₁	t _{max}	HWS
RH259.1616.03	16	16	135	30	30	20	f ₁ +w/2	14.55	11	229030
RH259.2020.03	20	20	135	-	30	20	f ₁ +w/2	18.55	11	229030
RH259.2525.03	25	25	135	-	30	25	f ₁ +w/2	23.55	11	229030
RH259.1616.13	16	16	135	33	33	20	f ₁ +w/2	14.55	18	229030
RH259.2020.13	20	20	135	-	33	20	f ₁ +w/2	18.55	18	229030
RH259.2525.13	25	25	135	-	33	25	f ₁ +w/2	23.55	18	229030
LH259.1616.03	16	16	135	30	30	20	f ₁ +w/2	14.55	11	229030
LH259.2020.03	20	20	135	-	30	20	f ₁ +w/2	18.55	11	229030
LH259.2525.03	25	25	135	-	30	25	f ₁ +w/2	23.55	11	229030
LH259.1616.13	16	16	135	33	33	20	f ₁ +w/2	14.55	18	229030
LH259.2020.13	20	20	135	-	33	20	f ₁ +w/2	18.55	18	229030
LH259.2525.13	25	25	135	-	33	25	f ₁ +w/2	23.55	18	229030

w见刀片
w see indexable inserts

配件
Spare Parts

刀杆 Toolholder	锁紧螺钉 Clamping Screw	TORX PLUS®扳手 TORX PLUS® Wrench
R/LH259...	6.23T25P	T25PQ



较小切削刃的可用长度 a_p
Usable length of minor cutting edge a_p

2 x w用于加工黄铜(Ms58)
2 x w for machining brass (Ms58)


▲ 库存
on stock

硬质合金牌号
Carbide grades
△ 4周
4 weeks

产品型号 Part number	w	r	HIS	MG12
259.0300.M1	3	0.15	229030	▲
259.0300.M2	3	0.2	229030	▲
259.0400.M1	4	0.15	229030	▲
259.0400.M2	4	0.2	229030	▲

P	o
M	-
K	-
N	-
S	-
H	-





H

231



刀杆和刀片

槽宽2.5 - 10 mm

Toolholder and Inserts

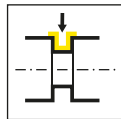
Width of groove 2,5 - 10 mm

I

槽型及进给
Geometries and feed rates

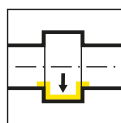
页/Page
277

刀杆
Toolholder
211



页/Page
278-279

刀夹
Cartridge
208



页/Page
280

安装尺寸
Seating Dimensions

页/Page
281

可转位刀片
Indexable insert
231



页/Page
282



页/Page
283

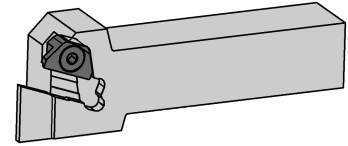
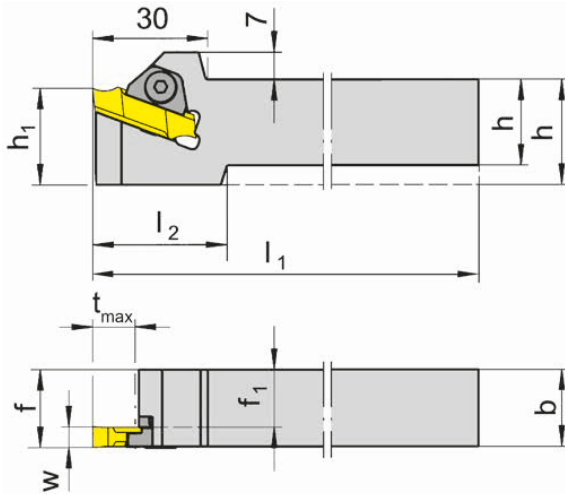
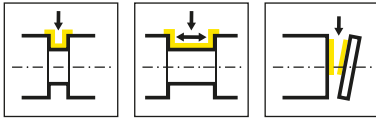
槽型及进给

Geometries and feed rates



槽型 Geometry	材料 Material	进给 f [mm/U] Feed rate f [mm/rev]	加工方式 Machining
.10	<div style="display: flex; flex-wrap: wrap; justify-content: space-around;"> <div style="border: 1px solid black; padding: 2px; margin: 2px;">P</div> <div style="border: 1px solid black; padding: 2px; margin: 2px;">M</div> <div style="border: 1px solid black; padding: 2px; margin: 2px;">K</div> <div style="border: 1px solid black; padding: 2px; margin: 2px;">N</div> <div style="border: 1px solid black; padding: 2px; margin: 2px;">S</div> <div style="border: 1px solid black; padding: 2px; margin: 2px;">H</div> </div>	<p>↓</p> <p>0.05-0.15</p>	
.20	<div style="display: flex; flex-wrap: wrap; justify-content: space-around;"> <div style="border: 1px solid black; padding: 2px; margin: 2px;">P</div> <div style="border: 1px solid black; padding: 2px; margin: 2px;">M</div> <div style="border: 1px solid black; padding: 2px; margin: 2px;">K</div> <div style="border: 1px solid black; padding: 2px; margin: 2px;">N</div> <div style="border: 1px solid black; padding: 2px; margin: 2px;">S</div> <div style="border: 1px solid black; padding: 2px; margin: 2px;">H</div> </div>	<p>↓</p> <p>0.07-0.25</p>	





R=右手型-如图
R = right hand version shown

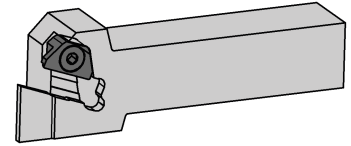
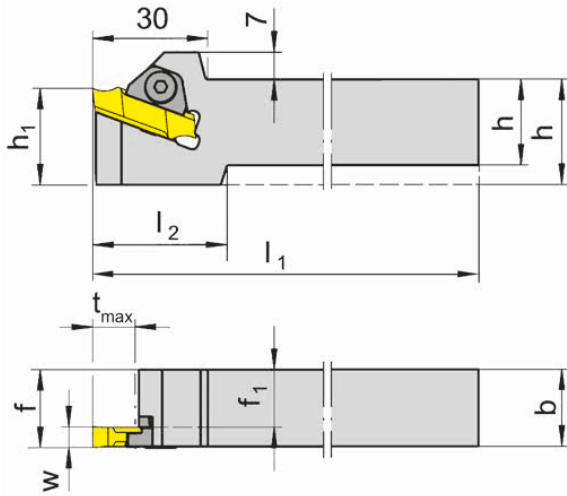
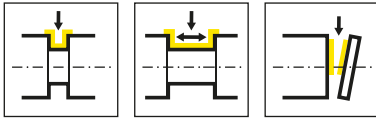
L=左手型
L = left hand version

产品型号 Part number	h	b	l ₁	l ₂	h ₁	f ₁	f	t _{max}	夹持范围 Clamping range	HWS
R211.2020.02	20	20	125	35	25	17.5	f ₁ +w-a ₁	11	2.5-3.0	23102R
R211.2525.02	25	25	150	-	25	22.5	f ₁ +w-a ₁	11	NaN-NaN	23102R
R211.3232.02	32	32	170	-	32	29.5	f ₁ +w-a ₁	11	2.5-3.0	23102R
R211.2020.03	20	20	125	35	25	17	f ₁ +w-a ₁	11	3.0-4.0	23103R
R211.2525.03	25	25	150	-	25	22	f ₁ +w-a ₁	11	3.0-4.0	23103R
R211.3232.03	32	32	170	-	32	29	f ₁ +w-a ₁	11	3.0-4.0	23103R
R211.2020.04	20	20	125	35	25	16	f ₁ +w-a ₁	11	4.0-5.0	23104R • 23104N
R211.3232.04	32	32	170	-	32	28	f ₁ +w-a ₁	11	4.0-5.0	23104R • 23104N
L211.2020.02	20	20	125	35	25	17.5	f ₁ +w-a ₁	11	2.5-3.0	23102L
L211.2525.02	25	25	150	-	25	22.5	f ₁ +w-a ₁	11	2.5-3.0	23102L
L211.3232.02	32	32	170	-	32	29.5	f ₁ +w-a ₁	11	2.5-3.0	23102L
L211.2020.03	20	20	125	35	25	17	f ₁ +w-a ₁	11	3.0-4.0	23103L
L211.2525.03	25	25	150	-	25	22	f ₁ +w-a ₁	11	3.0-4.0	23103L
L211.3232.03	32	32	170	-	32	29	f ₁ +w-a ₁	11	3.0-4.0	23103L
L211.2020.04	20	20	125	35	25	16	f ₁ +w-a ₁	11	4.0-5.0	23104L • 23104N
L211.2525.04	25	25	150	-	25	21	f ₁ +w-a ₁	11	4.0-5.0	23104L • 23104N
L211.3232.04	32	32	170	-	32	28	f ₁ +w-a ₁	11	4.0-5.0	23104L • 23104N

w,a1见刀片
w, a1 see indexable inserts

配件
Spare Parts

刀杆 Toolholder	压板 Clamping element
R/L211...02	2.16.2
R/L211...03	2.16.3
R/L211...04	2.16.7



R=右手型-如图
R = right hand version shown

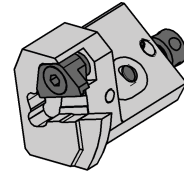
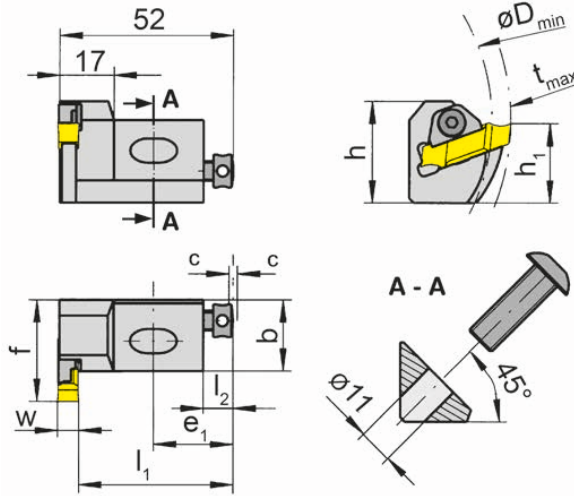
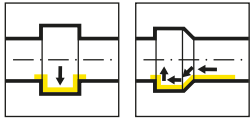
L=左手型
L = left hand version

产品型号 Part number	h	b	l ₁	l ₂	h ₁	f ₁	f	t _{max}	夹持范围 Clamping range	HWS
R211.2020.05	20	20	125	35	25	15	f ₁ +w-a ₁	11	5.0-6.5	23105R • 23105N
R211.2525.05	25	25	150	-	25	20	f ₁ +w-a ₁	11	5.0-6.5	23105R • 23105N
R211.3232.05	32	32	170	-	32	27	f ₁ +w-a ₁	11	5.0-6.5	23105R • 23105N
R211.2020.07	20	20	125	35	25	13	f ₁ +w-a ₁	11	6.5-8.5	23107R • 23107N
R211.2525.07	25	25	150	-	25	18	f ₁ +w-a ₁	11	6.5-8.5	23107R • 23107N
R211.3232.07	32	32	170	-	32	25	f ₁ +w-a ₁	11	6.5-8.5	23107R • 23107N
R211.2020.09	20	20	125	35	25	11	f ₁ +w-a ₁	11	8.5-10.0	23109R • 23109N
R211.2525.09	25	25	150	-	25	16	f ₁ +w-a ₁	11	8.5-10.0	23109R • 23109N
R211.3232.09	32	32	170	-	32	23	f ₁ +w-a ₁	11	8.5-10.0	23109R • 23109N
L211.2020.05	20	20	125	35	25	15	f ₁ +w-a ₁	11	5.0-6.5	23105L • 23105N
L211.2525.05	25	25	150	-	25	20	f ₁ +w-a ₁	11	5.0-6.5	23105L • 23105N
L211.3232.05	32	32	170	-	32	27	f ₁ +w-a ₁	11	5.0-6.5	23105L • 23105N
L211.2020.07	20	20	125	35	25	13	f ₁ +w-a ₁	11	6.5-8.5	23107L • 23107N
L211.2525.07	25	25	150	-	25	18	f ₁ +w-a ₁	11	6.5-8.5	23107L • 23107N
L211.3232.07	32	32	170	-	32	25	f ₁ +w-a ₁	11	6.5-8.5	23107L • 23107N
L211.2020.09	20	20	125	35	25	11	f ₁ +w-a ₁	11	8.5-10.0	23109L • 23109N
L211.2525.09	25	25	150	-	25	16	f ₁ +w-a ₁	11	8.5-10.0	23109L • 23109N
L211.3232.09	32	32	170	-	32	23	f ₁ +w-a ₁	11	8.5-10.0	23109L • 23109N

w,a1见刀片
w, a1 see indexable inserts

配件
Spare Parts

刀杆 Toolholder	压板 Clamping element
R/L211...	2.16.7



R=右手型-如图
R = right hand version shown

L=左手型
L = left hand version

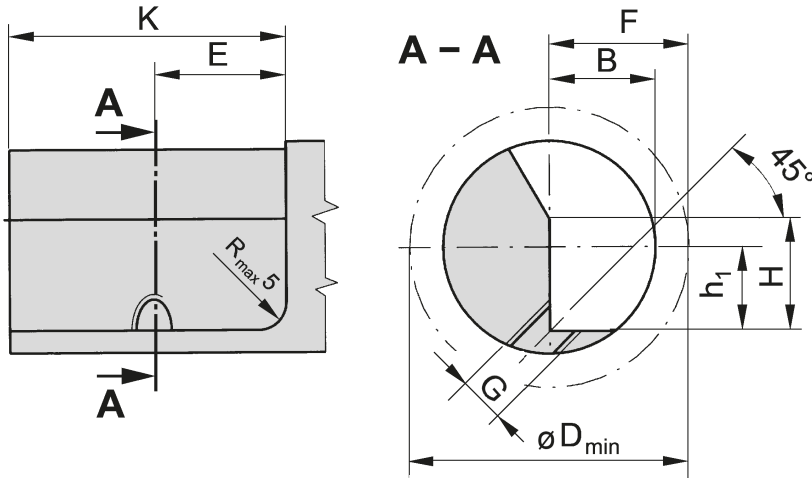
产品型号 Part number	h	b	h ₁	f	l ₁	E ₁	l ₂	C	D _{min}	t _{max}	HWS	HMS
R208.2520.04	32	20	25	32	47.8	25	9	2	75	5	23104R • 23104N	032001R
R208.2520.05	32	20	25	32	46.8	25	9	2	75	5	23105R • 23105N	032001R
R208.2520.07	32	20	25	32	44.8	25	9	2	75	5	23107R • 23107N	032001R
R208.2520.09	32	20	25	32	42.8	25	9	2	75	5	23107R • 23107N	032001R
L208.2520.04	32	20	25	32	47.8	25	9	2	75	5	23104L • 23104N	032001L
L208.2520.05	32	20	25	32	46.8	25	9	2	75	5	23105L • 23105N	032001L
L208.2520.07	32	20	25	32	44.8	25	9	2	75	5	23107L • 23107N	032001L
L208.2520.09	32	20	25	32	42.8	25	9	2	75	5	23107L • 23107N	032001L

切槽深度与孔径φ的关系
Depth of groove in relation to bore φ

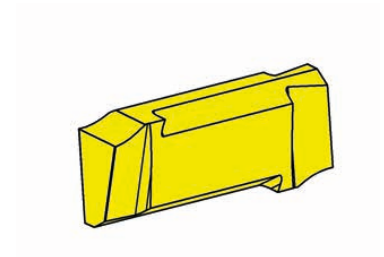
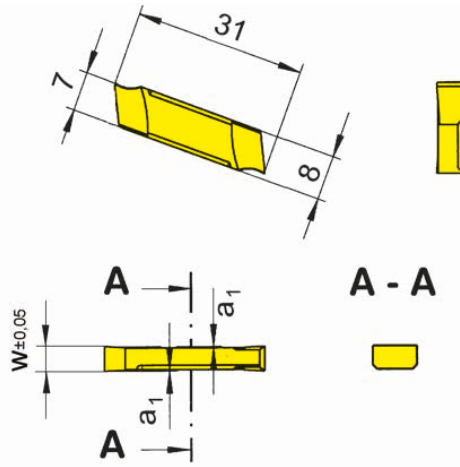
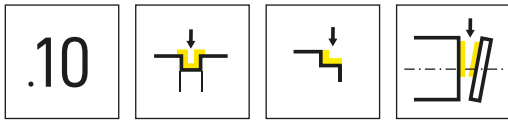
Dmin	tmax
75	5
85	6
95	6.5
110	7
140	8
200	9

配件
Spare Parts

刀夹 Cartridge	锁紧螺钉 Clamping Screw	螺钉 Screw	压板 Clamping element
R/L208...	4.08.913	6.12.020	2.16.7 K



刀夹 Cartridge	F	G	H	K	E	B	h	D _{min}	紧固螺钉 Fastening screw
R/L208.2520...	32	M10	32	50	25	20	25	75	030.208



R=右手型-如图
R = right hand version shown

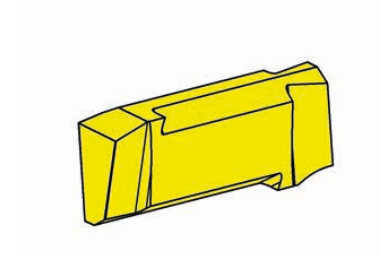
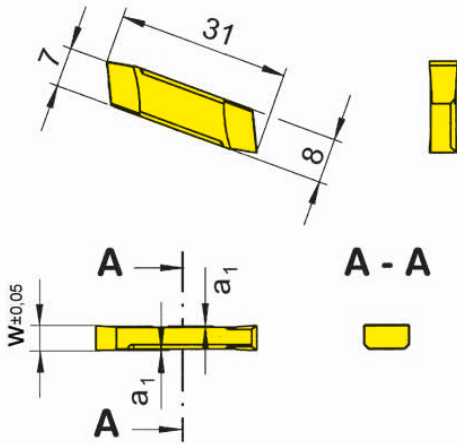
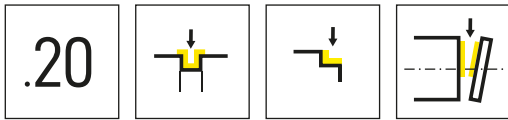
L=左手型
L = left hand version

硬质合金牌号
Carbide grades

▲ 库存
on stock

△ 4周
4 weeks

产品型号 Part number	w	a ₁	HIS	K10	P20	TC92	TN32
R231.0250.10	2.5	0.2	23102R	△	▲		▲
R231.0300.10	3	0.2	23103R		△		
R231.0350.10	3.5	0.2	23103R	△	△		△
L231.0250.10	2.5	0.2	23102L	△	▲		▲
L231.0300.10	3	0.2	23103L		▲		
L231.0350.10	3.5	0.2	23103L	△	△		△
231.0400.10	4	0.2	23104N	▲	▲	▲	
231.0500.10	5	0.2	23105N		▲	▲	
231.0600.10	6	0.2	23105N		▲	△	
231.0700.10	7	0.2	23107N		△	▲	△
231.0800.10	8	0.2	23107N	△	△		▲
231.0900.10	9	0.2	23109N	△	△		
231.1000.10	10	0.2	23109N	△		△	▲
P	●	●	●	●			
M	○	-	-	-			
K	●	-	-	-			
N	●	-	-	-			
S	○	-	-	-			
H	-	-	-	-			




R=右手型-如图
R = right hand version shown

L=左手型
L = left hand version

▲ 库存
on stock

硬质合金牌号
Carbide grades
△ 4周
4 weeks

产品型号 Part number	w	a ₁	HIS	硬质合金牌号 Carbide grades		
				K10	AS46	TC92
R231.0250.20	2.5	0.2	23102R			△
R231.0300.20	3	0.2	23103R			△
R231.0350.20	3.5	0.2	23103R			△
L231.0250.20	2.5	0.2	23102L			△
L231.0300.20	3	0.2	23103L			△
L231.0350.20	3.5	0.2	23103L			△
231.0400.20	4	0.2	23104N			△
231.0500.20	5	0.2	23105N			△
231.0600.20	6	0.2	23105N			△
231.0700.20	7	0.2	23107N			△
231.0800.20	8	0.2	23107N			△
231.0900.20	9	0.2	23109N			△
231.1000.20	10	0.2	23109N	△	△	△
				P ●	○	●
				M ○	○	-
				K ●	●	-
				N ●	○	-
				S ○	○	-
				H -	-	-



I

262



刀杆和刀片

槽宽0.025 - 2 mm

Toolholder and Inserts

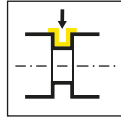
Width of groove 0,025 - 2 mm

J

切槽 (外圆)

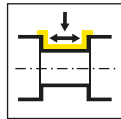
Grooving (external)

刀杆
Toolholder
H262

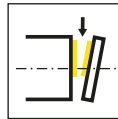


页/Page
287

可转位刀片
Indexable insert
S262



页/Page
288-289, 291

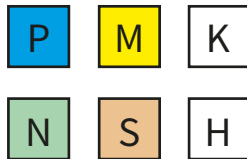


页/Page
290

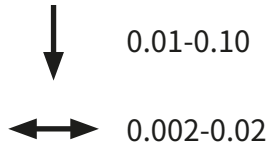
槽型
Geometry

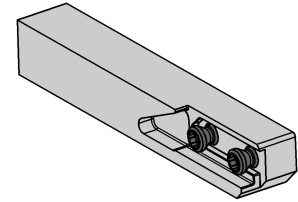
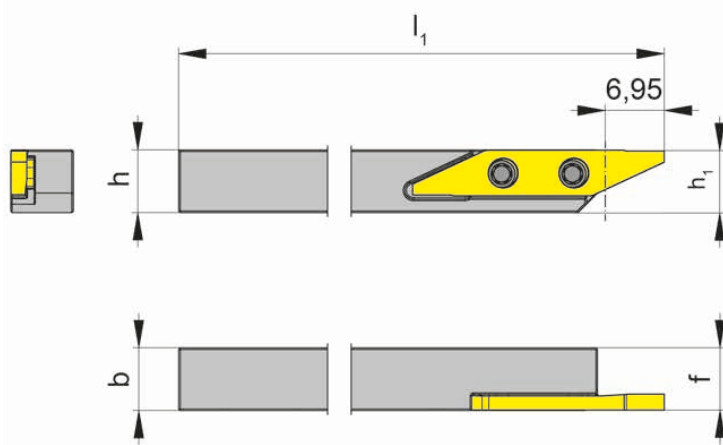
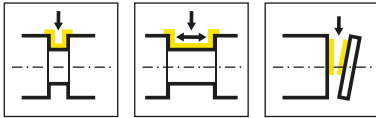


材料
Material



进给 f [mm/U]
Feed rate f [mm/rev]



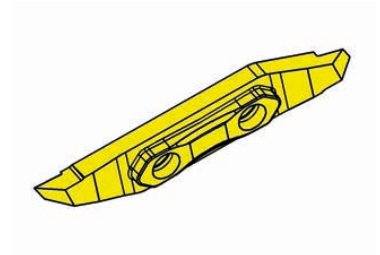
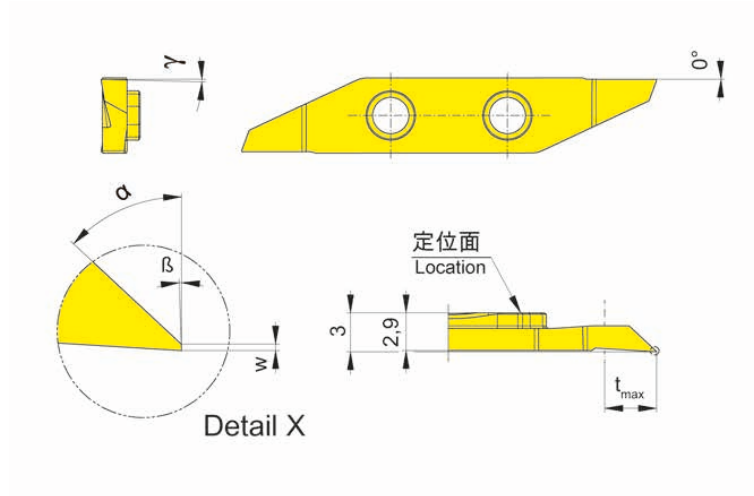
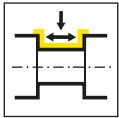


L=左手型-如图
L = left hand version shown

产品型号 Part number	h	b	l_1	h_1	f	t_{max}	HWS
LH262.0606.04	6	6	100	5.83	5.95	7.5	26204L
LH262.0707.04	7	7	100	6.83	6.95	7.5	26204L
LH262.0808.04	8	8	100	7.83	7.95	7.5	26204L
LH262.0808.2.04	8	8	150	7.83	7.95	7.5	26204L
LH262.1010.04	10	10	100	9.83	9.95	7.5	26204L

配件
Spare Parts

刀杆 Toolholder	锁紧螺钉 Clamping Screw	TORX PLUS®扳手 TORX PLUS® Wrench
LH262...	030.2557.T8P	T8PL



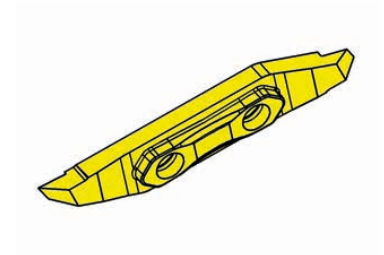
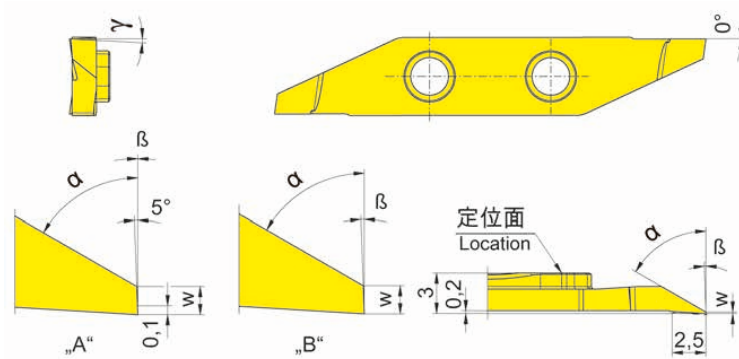
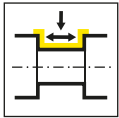
L=左手型-如图
L = left hand version shown

硬质合金牌号
Carbide grades

▲ 库存
on stock

△ 4周
4 weeks

产品型号 Part number	w	t _{max}	γ	α	β	HIS	EG35
LS262.0247.04	0.025	1.8	1.5°	47°	2°	26204L	▲
							P ●
							M ●
							K ○
							N -
							S -
							H -



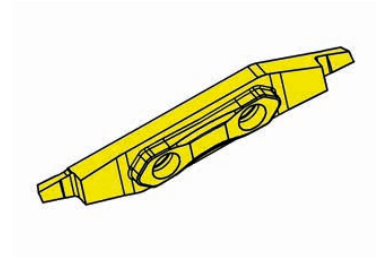
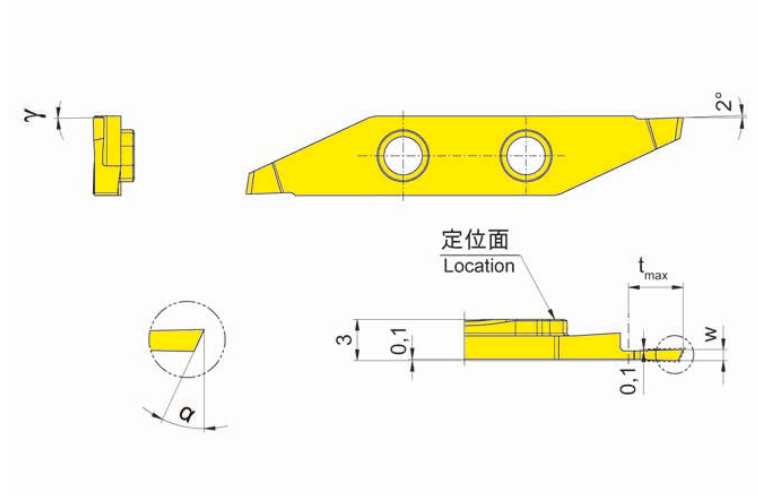
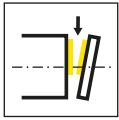
L=左手型-如图
L = left hand version shown

硬质合金牌号
Carbide grades

▲ 库存
on stock

△ 4周
4 weeks

产品型号 Part number	w	t _{max}	γ	α	形式 Form	β	HIS	EG35
LS262.0147.04	0.03	1.8	0°	47°	A	0°	26204L	▲
LS262.0160.03	0.105	3	3°	60°	B	2°	26204L	▲
								P ●
								M ●
								K ○
								N -
								S -
								H -



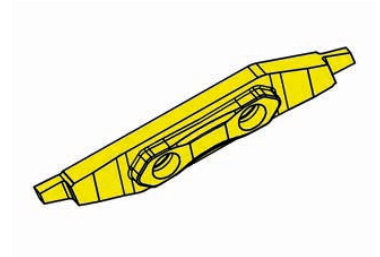
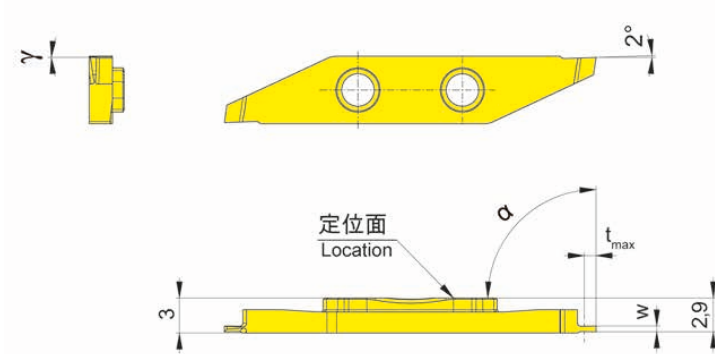
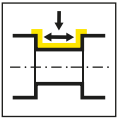
L=左手型-如图
L = left hand version shown

硬质合金牌号
Carbide grades

▲ 库存
on stock

△ 4周
4 weeks

产品型号 Part number	w	t _{max}	γ	α	HIS	EG35
LS262.2007.02	0.7	2	0°	20°	26204L	▲
LS262.2508.03	0.8	3	0°	25°	26204L	▲
LS262.2509.04	0.9	4	0°	25°	26204L	▲
LS262.2510.05	1	5	0°	25°	26204L	▲
						P ●
						M ●
						K ○
						N -
						S -
						H -



L=左手型-如图
L = left hand version shown

硬质合金牌号
Carbide grades

▲ 库存
on stock


△ 4周
4 weeks

产品型号 Part number	w	t _{max}	γ	α	HIS	EG35
LS262.0005.01	0.5	1	0°	90°	26204L	▲
LS262.0012.02	1.2	2	0°	90°	26204L	▲
LS262.0015.03	1.5	3	0°	90°	26204L	▲
						P ●
						M ●
						K ○
						N -
						S -
						H -



您可以在我们的样本中找到更多工具
„LANGDREHEN“ (KLANGDREH100DE).

You can find further tools in our catalogue
„TECHNOLOGY FOR SWISS TYPE MACHINES“ (KLANGDREH100DE).



264



刀杆和刀片

槽宽1.5 - 3 mm

Toolholder and Inserts

Width of groove 1,5 - 3 mm

K

切槽和侧车削(外圆)

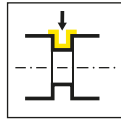
Grooving and Side Turning (external)



槽型及进给
Geometries and feed rates


页/Page
295

刀杆
Toolholder
H264



页/Page
296-300


可转位刀片
Indexable insert
264



页/Page
301-302



页/Page
303-304



页/Page
305



页/Page
306



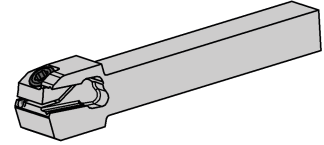
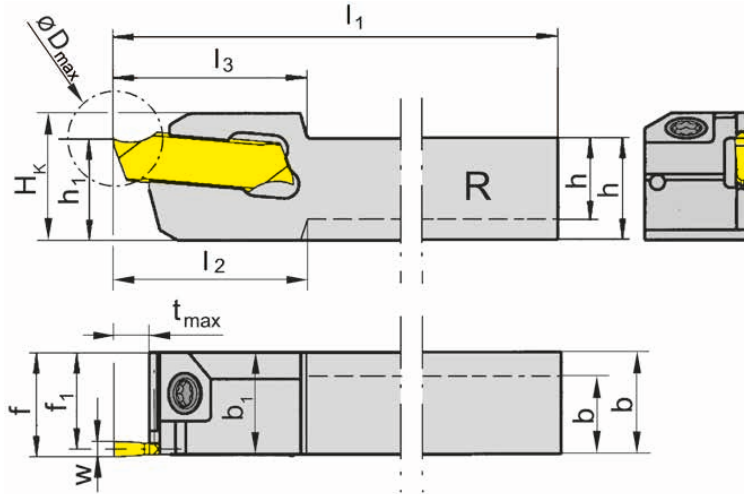
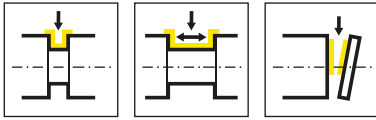
页/Page
307

槽型及进给

Geometries and feed rates

槽型 Geometry	材料 Material	进给 f [mm/U] Feed rate f [mm/rev]	加工方式 Machining						
	<table border="1"> <tr> <td>P</td> <td>M</td> <td>K</td> </tr> <tr> <td>N</td> <td>S</td> <td>H</td> </tr> </table>	P	M	K	N	S	H	↓ 0.02-0.10 ↔ 0.02-0.15	
P	M	K							
N	S	H							
	<table border="1"> <tr> <td>P</td> <td>M</td> <td>K</td> </tr> <tr> <td>N</td> <td>S</td> <td>H</td> </tr> </table>	P	M	K	N	S	H	↓ 0.05-0.15	
P	M	K							
N	S	H							
	<table border="1"> <tr> <td>P</td> <td>M</td> <td>K</td> </tr> <tr> <td>N</td> <td>S</td> <td>H</td> </tr> </table>	P	M	K	N	S	H	↓ 0.07-0.25	
P	M	K							
N	S	H							
	<table border="1"> <tr> <td>P</td> <td>M</td> <td>K</td> </tr> <tr> <td>N</td> <td>S</td> <td>H</td> </tr> </table>	P	M	K	N	S	H	↓ 0.02-0.08 ↔ 0.02-0.04	
P	M	K							
N	S	H							
	<table border="1"> <tr> <td>P</td> <td>M</td> <td>K</td> </tr> <tr> <td>N</td> <td>S</td> <td>H</td> </tr> </table>	P	M	K	N	S	H	↓ 0.03-0.15 ↔ 0.05-0.20	
P	M	K							
N	S	H							

K



R=右手型-如图
R = right hand version shown

L=左手型
L = left hand version

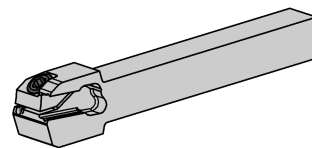
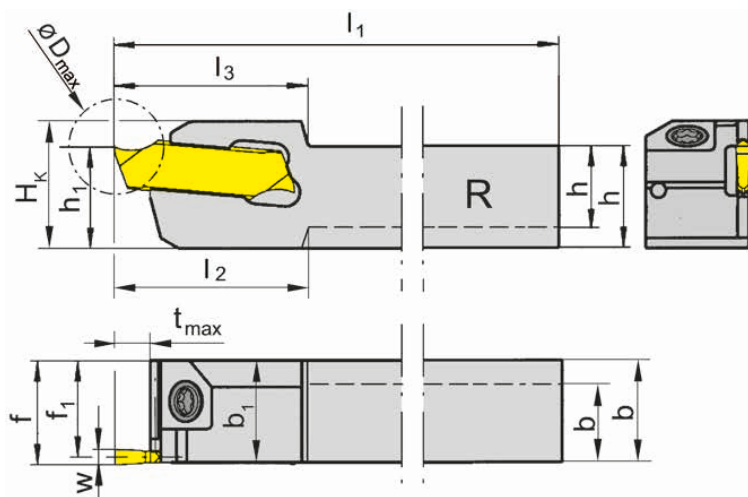
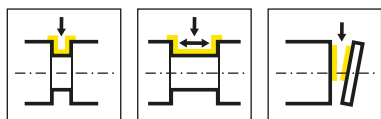
产品型号 Part number	h	b	l ₁	l ₂	l ₃	h ₁	b ₁	f ₁	f	t _{max}	D _{max}	H _K	HWS
RH264.0808.01	8	8	120	17.5	17.5	8	10	9.25	10	4	22	12.5	26401
RH264.1010.01	10	10	120	-	17.5	10	-	9.25	10	4	22	12.5	26401
RH264.1010.02	10	10	120	-	17.5	10	-	9	10	4	32	12.5	26402
RH264.1010.11	10	10	120	-	19	10	-	9.25	10	10	20	12.5	26401
RH264.1212.01	12	12	120	-	17.5	12	-	11.25	12	4	22	14.5	26401
RH264.1212.11	12	12	120	-	19	12	-	11.25	12	10	20	14.5	26401
RH264.1212.21	12	12	120	-	22	12	-	11.25	12	13	26	15.5	26401
RH264.1616.01	16	16	120	-	17.5	16	-	15.25	16	4	32	18.5	26401
RH264.1616.11	16	16	120	-	19	16	-	15.25	16	10	32	18.5	26401
RH264.1616.21	16	16	120	-	22	16	-	15.25	16	13	32	19.5	26401
LH264.0808.01	8	10	120	17.5	17.5	8	10	9.25	10	4	22	12.5	26401
LH264.1010.01	10	10	120	-	17.5	10	-	9.25	10	4	22	12.5	26401
LH264.1010.11	10	10	120	-	19	10	-	9.25	10	10	20	12.5	26401
LH264.1212.01	12	12	120	-	17.5	12	-	11.25	12	4	22	14.5	26401
LH264.1212.11	12	12	120	-	19	12	-	11.25	12	10	20	14.5	26401
LH264.1212.21	12	12	120	-	22	12	-	11.25	12	13	26	15.5	26401
LH264.1616.01	16	16	120	-	17.5	16	-	15.25	16	4	32	18.5	26401
LH264.1616.11	16	16	120	-	19	16	-	15.25	16	10	32	18.5	26401
LH264.1616.21	16	16	120	-	22	16	-	15.25	16	13	32	19.5	26401

w见刀片
w see inserts

K

配件
Spare Parts

刀杆 Toolholder	锁紧螺钉 Clamping Screw	TORX PLUS®扳手 TORX PLUS® Wrench
R/LH264...	3.5.12T10EP	T10PL



R=右手型-如图
R = right hand version shown

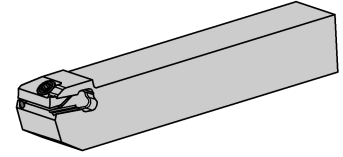
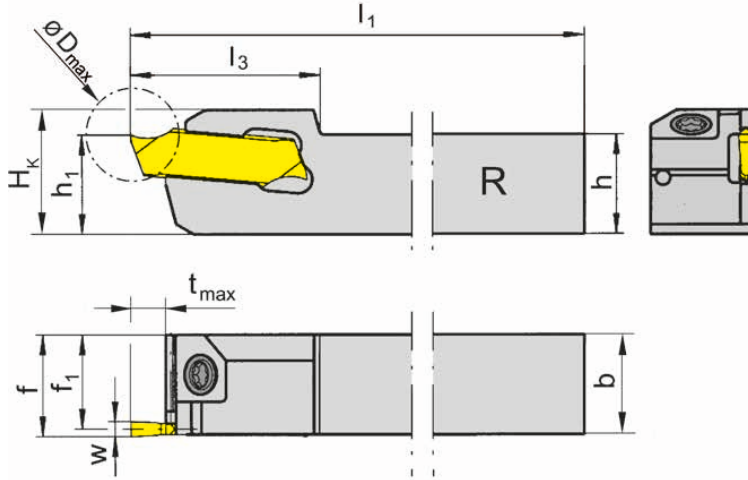
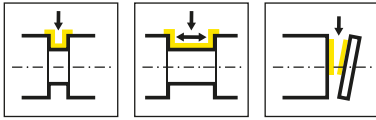
L=左手型
L = left hand version

产品型号 Part number	h	b	l ₁	l ₃	h ₁	f ₁	f	t _{max}	D _{max}	H _k	HWS
RH264.1010.02	10	10	120	17.5	10	9	10	4	32	12.5	26402
RH264.1212.02	12	12	120	17.5	12	11	12	4	32	14.5	26402
RH264.1616.02	16	16	120	17.5	16	15	16	4	32	18.5	26402
RH264.1010.12	10	10	120	19	10	9	10	10	32	12.5	26402
RH264.1212.12	12	12	120	19	12	11	12	10	32	14.5	26402
RH264.1616.12	16	16	120	19	16	15	16	10	32	18.5	26402
RH264.1212.22	12	12	120	25	12	11	12	16	32	14.5	26402
RH264.1616.22	16	16	120	25	16	15	16	16	32	19.5	26402
LH264.1010.02	10	10	120	17.5	10	9	10	4	32	12.5	26402
LH264.1212.02	12	12	120	17.5	12	11	12	4	32	14.5	26402
LH264.1616.02	16	16	120	17.5	16	15	16	4	32	18.5	26402
LH264.1010.12	10	10	120	19	10	9	10	10	32	12.5	26402
LH264.1212.12	12	12	120	19	12	11	12	10	32	14.5	26402
LH264.1616.12	16	16	120	19	16	15	16	10	32	18.5	26402
LH264.1212.22	12	12	120	25	12	11	12	16	32	14.5	26402
LH264.1616.22	16	16	120	25	16	15	16	16	32	19.5	26402

w见刀片
w see inserts

配件
Spare Parts

刀杆 Toolholder	锁紧螺钉 Clamping Screw	TORX PLUS®扳手 TORX PLUS® Wrench
R/LH264...	3.5.12T10EP	T10PL



R=右手型-如图
R = right hand version shown

L=左手型
L = left hand version

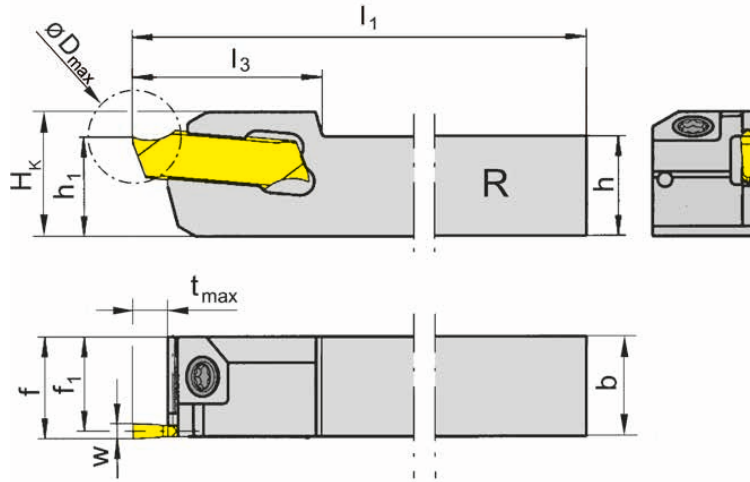
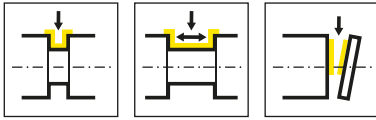
产品型号 Part number	h	b	l ₁	l ₃	h ₁	f ₁	f	t _{max}	D _{max}	H _k	HWS
RH264.1212.03	12	12	120	17.5	12	10.75	12	4	32	14.5	26403
RH264.1616.03	16	16	120	17.5	16	14.75	16	4	32	18.5	26403
RH264.1212.13	12	12	120	19	12	10.75	12	10	32	14.5	26403
RH264.1616.13	16	16	120	19	16	14.75	16	10	32	18.5	26403
RH264.1212.23	12	12	120	25	12	10.75	12	16	32	14.5	26403
RH264.1616.23	16	16	120	25	16	14.75	16	16	32	18.5	26403
LH264.1616.03	16	16	120	17.5	16	14.75	16	4	32	18.5	26403
LH264.1212.13	12	12	120	19	12	10.75	12	10	32	14.5	26403
LH264.1616.13	16	16	120	19	16	14.75	16	10	32	18.5	26403
LH264.1212.23	12	12	120	25	12	10.75	12	16	32	14.5	26403
LH264.1616.23	16	16	120	25	16	14.75	16	16	32	18.5	26403

w见刀片
w see inserts

K

配件
Spare Parts

刀杆 Toolholder	锁紧螺钉 Clamping Screw	TORX PLUS®扳手 TORX PLUS® Wrench
R/LH264...	3.5.12T10EP	T10PL



R=右手型-如图
R = right hand version shown

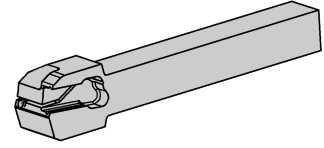
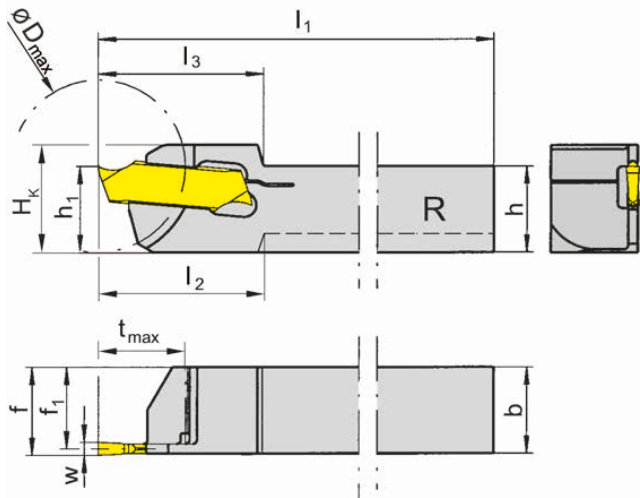
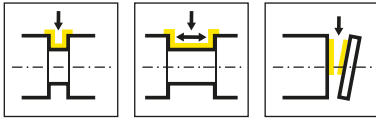
L=左手型
L = left hand version

产品型号 Part number	h	b	l ₁	l ₃	h ₁	f ₁	f	t _{max}	D _{max}	H _k	HWS
RH264.1212.04	12	12	120	17.5	12	10.5	12	5	32	15	26404
RH264.1616.04	16	16	120	17.5	16	14.5	16	5	32	19	26404
RH264.1212.14	12	12	120	19	12	10.5	12	10	32	15	26404
RH264.1616.14	16	16	120	19	16	14.5	16	10	32	19	26404
RH264.1212.24	12	12	120	25	12	10.5	12	16	32	15	26404
RH264.1616.24	16	16	120	25	16	14.5	16	16	32	19	26404
LH264.1212.04	12	12	120	17.5	12	10.5	12	5	32	15	26404
LH264.1616.04	16	16	120	17.5	16	14.5	16	5	32	19	26404
LH264.1212.14	12	12	120	19	12	10.5	12	10	32	15	26404
LH264.1616.14	16	16	120	19	16	14.5	16	10	32	19	26404
LH264.1212.24	12	12	120	25	12	10.5	12	16	32	15	26404
LH264.1616.24	16	16	120	25	16	14.5	16	16	32	19	26404

w见刀片
w see inserts

配件
Spare Parts

刀杆 Toolholder	锁紧螺钉 Clamping Screw	TORX PLUS®扳手 TORX PLUS® Wrench
R/LH264...	3.5.12T10EP	T10PL



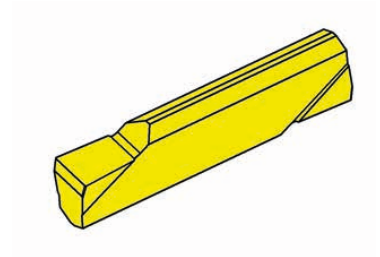
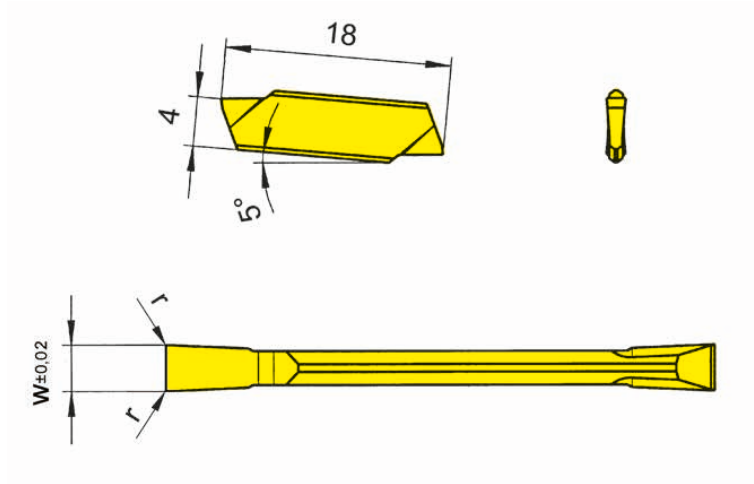
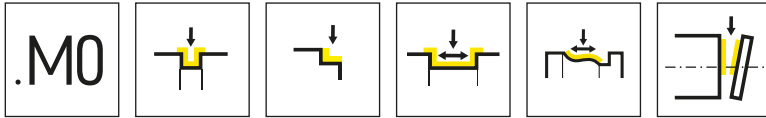
R=右手型-如图
R = right hand version shown

L=左手型
L = left hand version

产品型号 Part number	h	b	l ₁	l ₂	l ₃	h ₁	f ₁	f	t _{max}	D _{max}	H _K	HWS
RH264.0808.51	8	8	120	18	18	10	7.25	8	7	20	12.5	26401
RH264.1010.61	10	10	120	-	19	10	9.25	10	10	20	12.5	26401
RH264.1010.62	10	10	120	-	19	10	9	10	10	20	12.5	26402
RH264.1212.62	12	12	120	-	19	12	11	12	10	20	14.5	26402
RH264.1212.63	12	12	120	-	19	12	10.75	12	10	32	14.5	26403
LH264.0808.51	8	8	120	18	18	10	7.25	8	7	20	12.5	26401
LH264.1010.61	10	10	120	-	19	10	9.25	10	10	20	12.5	26401
LH264.1010.62	10	10	120	-	19	10	9	10	10	20	12.5	26402
LH264.1212.62	12	12	120	-	19	12	11	12	10	20	14.5	26402
LH264.1212.63	12	12	120	-	19	12	10.75	12	10	32	14.5	26403
LH264.1212.64	12	12	120	-	19	12	10.5	12	10	32	14.5	26404

w见刀片
w see inserts

扳手P39L不包含在刀板中, 需单独订购!
Wrench P39L is not combined with toolholder - separate order required!



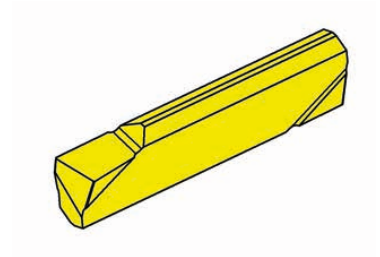
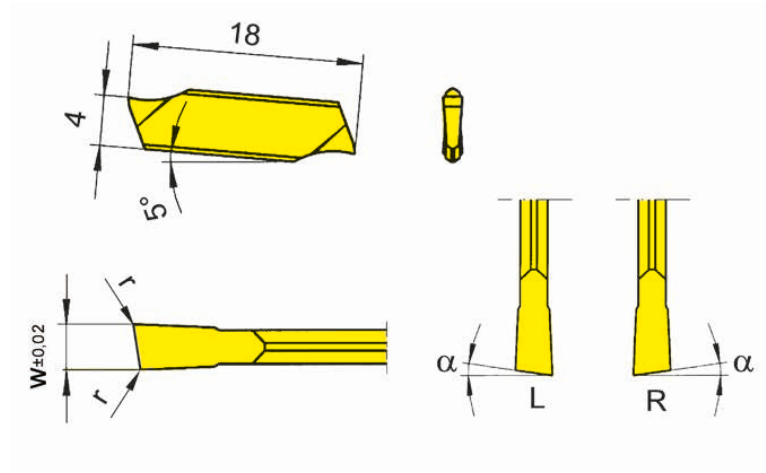
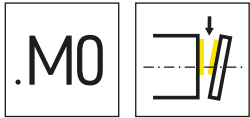
硬质合金牌号
Carbide grades

▲ 库存
on stock

△ 4周
4 weeks

产品型号 Part number	w	r	HIS	MG12	TH35	TN35
264.0150.M0	1.5	0.05	26401	▲	△	▲
264.0200.M0	2	0.05	26402	▲	△	▲
264.0250.M0	2.5	0.1	26403	△	△	▲
264.0300.M0	3	0.1	26404	△	△	△
				P	o	•
				M	-	•
				K	-	•
				N	-	•
				S	-	•
				H	-	-

K



R=右手型-如图
R = right hand version shown

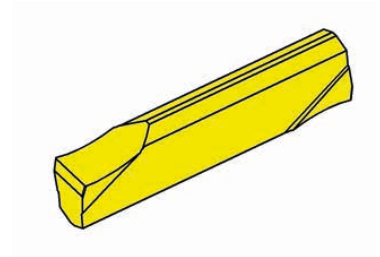
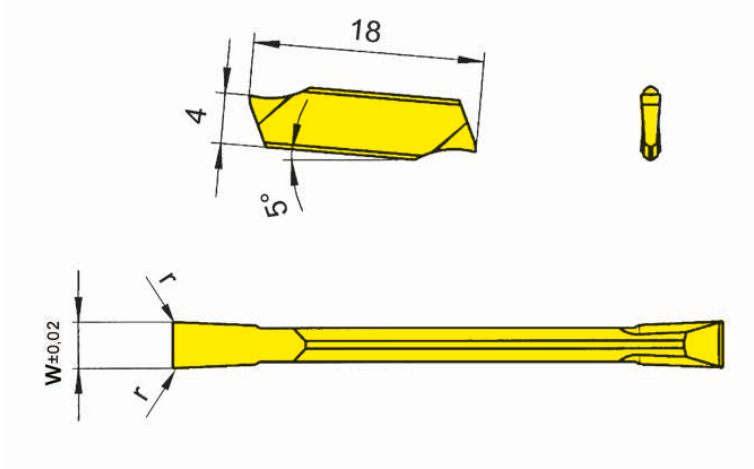
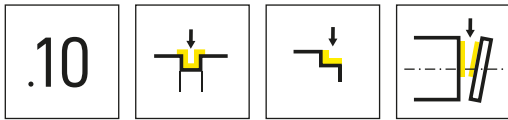
L=左手型
L = left hand version

▲ 库存
on stock

硬质合金牌号
Carbide grades
▲ 4周
4 weeks

产品型号 Part number	w	r	α	HIS	MG12	TH35	TN35
R264.0815.M0	1.5	0.05	8°	26401	▲	▲	▲
R264.1515.M0	1.5	0.05	15°	26401	▲	▲	▲
R264.0820.M0	2	0.05	8°	26402	▲	▲	▲
R264.1520.M0	2	0.05	15°	26402	▲	▲	▲
R264.0825.M0	2.5	0.1	8°	26403	▲	▲	▲
R264.1525.M0	2.5	0.1	15°	26403	▲	▲	▲
R264.0830.M0	3	0.1	8°	26404	▲	▲	▲
R264.1530.M0	3	0.1	15°	26404	▲	▲	▲
L264.0815.M0	1.5	0.05	8°	26401	▲	▲	▲
L264.1515.M0	1.5	0.05	15°	26401	▲	▲	▲
L264.0820.M0	2	0.05	8°	26402	▲	▲	▲
L264.1520.M0	2	0.05	15°	26402	▲	▲	▲
L264.0825.M0	2.5	0.1	8°	26403	▲	▲	▲
L264.1525.M0	2.5	0.1	15°	26403	▲	▲	▲
L264.0830.M0	3	0.1	8°	26404	▲	▲	▲
L264.1530.M0	3	0.1	15°	26404	▲	▲	▲

P	●	●	●
M	-	●	●
K	-	●	●
N	-	●	●
S	-	●	●
H	-	-	-



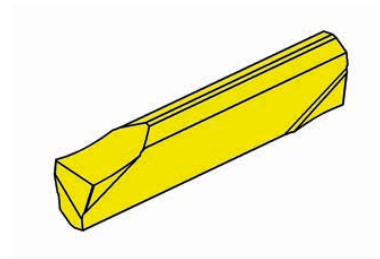
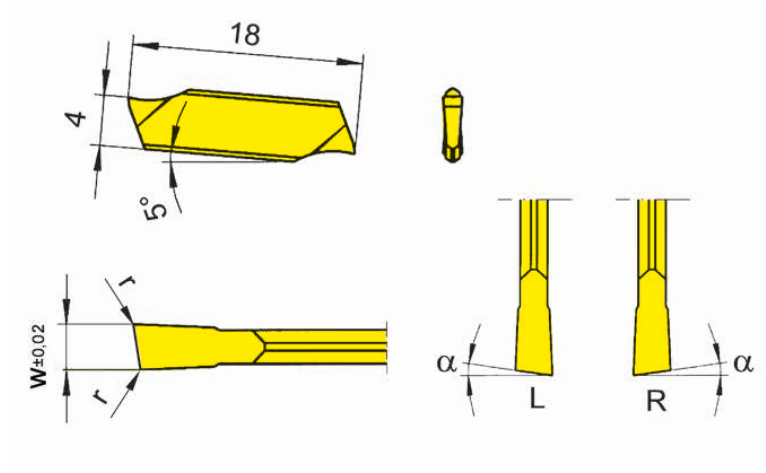
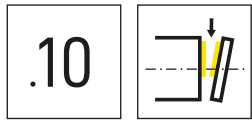
硬质合金牌号
Carbide grades

▲ 库存
on stock

△ 4周
4 weeks

产品型号 Part number	w	r	HIS	硬质合金牌号 Carbide grades			
				MG12	TH35	TI25	TN35
264.0150.10	1.5	0.05	26401	▲	△	△	▲
264.0200.10	2	0.05	26402	▲	△	△	▲
264.0250.10	2.5	0.1	26403	△	△	△	▲
264.0300.10	3	0.1	26404	▲	△	△	▲
				P	O	K	N
				M	-	S	H
				K	-	-	-
				N	-	-	-
				S	-	-	-
				H	-	-	-

K



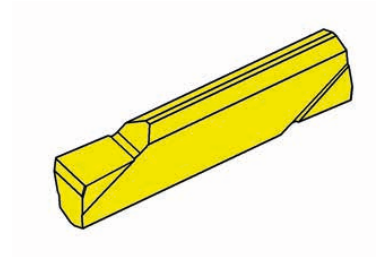
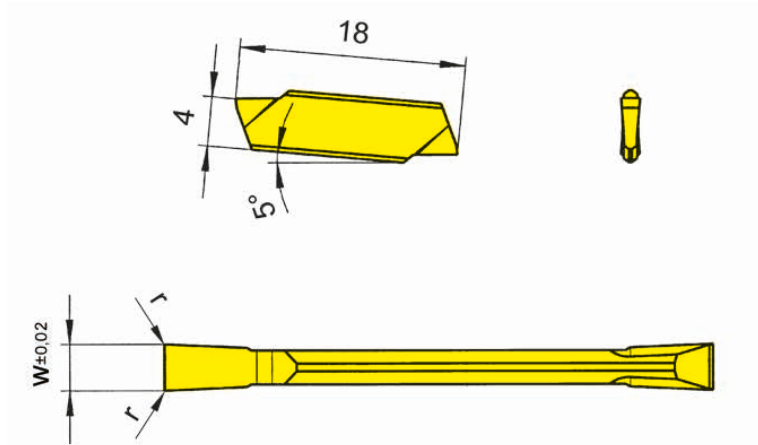
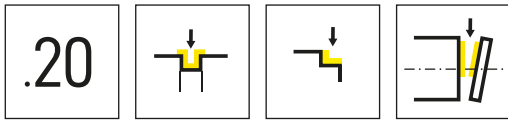
R=右手型-如图
R = right hand version shown

L=左手型
L = left hand version

硬质合金牌号
Carbide grades
▲ 库存
on stock
△ 4周
4 weeks

产品型号 Part number	w	r	α	HIS	MG12	TH35	TI25	TN35
R264.0815.10	1.5	0.05	8°	26401	▲	△	△	▲
R264.1515.10	1.5	0.05	15°	26401	▲	△		▲
R264.0820.10	2	0.05	8°	26402	▲	△		▲
R264.1520.10	2	0.05	15°	26402	▲	△		▲
R264.0825.10	2.5	0.1	8°	26403	△	△		▲
R264.1525.10	2.5	0.1	15°	26403	△	△		▲
R264.0830.10	3	0.1	8°	26404	△	△		△
R264.1530.10	3	0.1	15°	26404	△	△		▲
L264.0815.10	1.5	0.05	8°	26401	△	△	△	▲
L264.1515.10	1.5	0.05	15°	26401	△	△		▲
L264.0820.10	2	0.05	8°	26402	△	△		▲
L264.1520.10	2	0.05	15°	26402	△	△		▲
L264.0825.10	2.5	0.1	8°	26403	△	△		△
L264.1525.10	2.5	0.1	15°	26403	△	△		△
L264.0830.10	3	0.1	8°	26404	△	△		△
L264.1530.10	3	0.1	15°	26404	△	△		▲

P	○	●	●	●
M	-	●	●	●
K	-	●	●	●
N	-	●	●	●
S	-	●	●	●
H	-	-	-	-

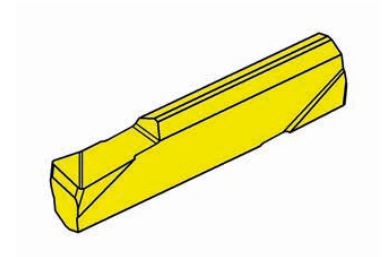
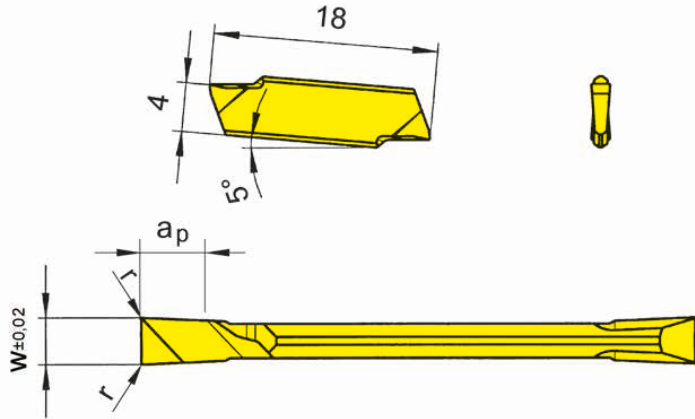
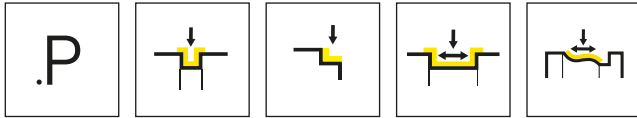


硬质合金牌号
Carbide grades

▲ 库存
on stock

△ 4周
4 weeks

产品型号 Part number	w	r	HIS	MG12	TH35	TI25	TN35
264.0150.20	1.5	0.05	26401	△	△	△	▲
264.0200.20	2	0.05	26402	△	△		▲
264.0250.20	2.5	0.1	26403	△	△		▲
264.0300.20	3	0.1	26404	△	△		▲
				P	o	•	•
				M	-	•	•
				K	-	•	•
				N	-	•	•
				S	-	•	•
				H	-	-	-



L=左手型-如图
L = left hand version shown

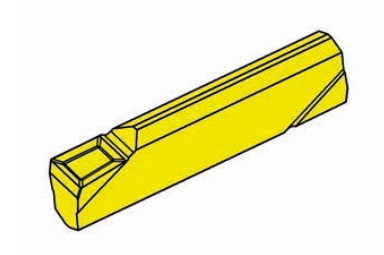
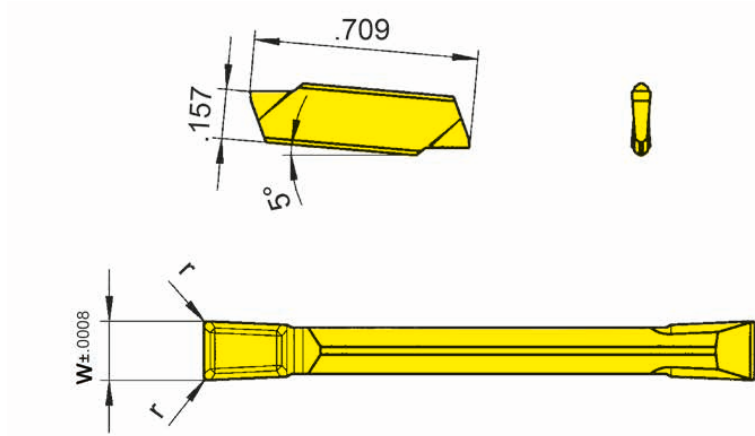
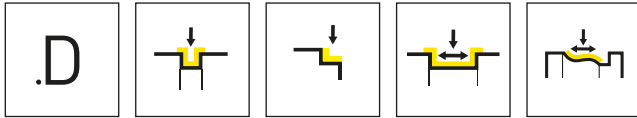
R=右手型
R = right hand version

硬质合金牌号
Carbide grades
▲ 库存
on stock
△ 4周
4 weeks

产品型号 Part number	w	r	HIS	MG12	TH35	TI25	TN35
R264.0150.P0	1.5	0.05	26401	△	△	▲	▲
R264.0200.P0	2	0.05	26402	△	△	▲	▲
R264.0200.P2	2	0.2	26402				△
R264.0250.P0	2.5	0.1	26403		△	△	▲
R264.0250.P2	2.5	0.2	26403				△
R264.0300.P0	3	0.1	26404	△	△	▲	▲
R264.0300.P2	3	0.2	26404				△
L264.0150.P0	1.5	0.05	26401	△	△	△	▲
L264.0200.P0	2	0.05	26402		△	▲	△
L264.0200.P2	2	0.2	26402				△
L264.0250.P0	2.5	0.1	26403	△	△	△	
L264.0250.P2	2.5	0.2	26403				
L264.0300.P0	3	0.1	26404		△		△
L264.0300.P2	3	0.2	26404				

ap=1.5 x w
ap = 1,5 x w

P	●	●	●	●
M	-	●	●	●
K	-	●	●	●
N	-	●	●	●
S	-	●	●	●
H	-	-	-	-




硬质合金牌号
Carbide grades

▲ 库存
on stock

△ 4周
4 weeks

产品型号 Part number	w	r	HIS	MG12	TN35
S264.0150.D1	1.5	0.05	26401		▲
S264.0200.D1	2	0.05	26402	△	▲
S264.0250.D1	2.5	0.1	26403	△	▲
S264.0300.D1	3	0.1	26404	△	▲
				P	●
				M	●
				K	●
				N	●
				S	●
				H	-



K

274



刀杆和刀片

槽宽0.5 - 3 mm

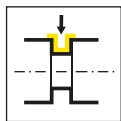
Toolholder and Inserts

Width of groove 0,5 - 3 mm

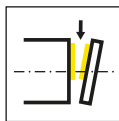
槽型及进给
Geometries and feed rates

页/Page
311

刀杆
Toolholder
H274/RHC274/
H274...E/H274...SF



页/Page
312-313, 316,
318-319, 337

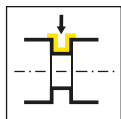


页/Page
314-315



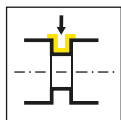
页/Page
352-353

Graf刀杆 型号
Toolholder Graf
974



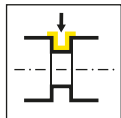
页/Page
317

刀夹
Cartridge
KT274/KTC274



页/Page
320-321

Graf刀夹
Cartridge Graf
76

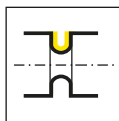


页/Page
322

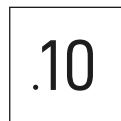
可转位刀片
Indexable insert
S274/S274...E/S274...
SF



页/Page
323, 338



页/Page
324, 339



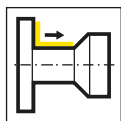
页/Page
325, 331-332,
340, 345-346



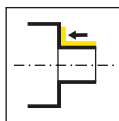
页/Page
326, 333-334,
341, 347, 349



页/Page
327, 335-336,
342, 350-351



页/Page
328, 343



页/Page
329-330, 3
44, 348



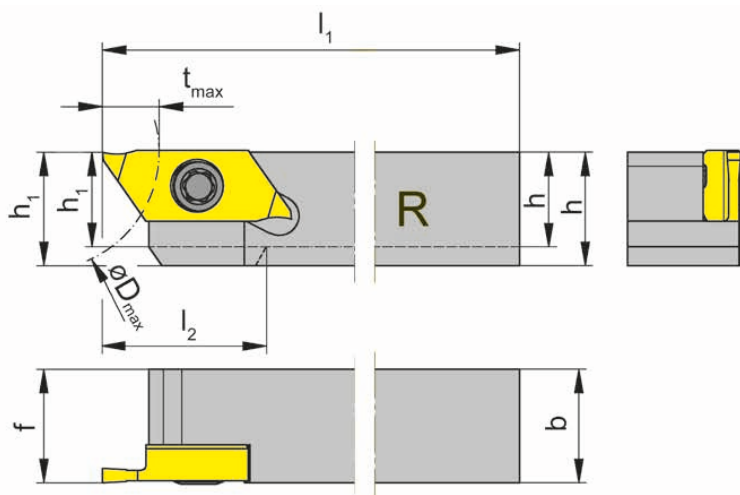
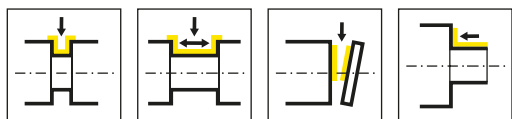
页/Page
354-360

槽型及进给

Geometries and feed rates

槽型 Geometry	材料 Material	进给 f [mm/U] Feed rate f [mm/rev]	加工方式 Machining						
	<table border="1"> <tr> <td>P</td> <td>M</td> <td>K</td> </tr> <tr> <td>N</td> <td>S</td> <td>H</td> </tr> </table>	P	M	K	N	S	H	<p>↓ 0.02-0.08</p> <p>↔ 0.02-0.04</p>	
P	M	K							
N	S	H							
	<table border="1"> <tr> <td>P</td> <td>M</td> <td>K</td> </tr> <tr> <td>N</td> <td>S</td> <td>H</td> </tr> </table>	P	M	K	N	S	H	<p>↓ 0.05-0.15</p>	
P	M	K							
N	S	H							
	<table border="1"> <tr> <td>P</td> <td>M</td> <td>K</td> </tr> <tr> <td>N</td> <td>S</td> <td>H</td> </tr> </table>	P	M	K	N	S	H	<p>↓ 0.07-0.25</p>	
P	M	K							
N	S	H							
	<table border="1"> <tr> <td>P</td> <td>M</td> <td>K</td> </tr> <tr> <td>N</td> <td>S</td> <td>H</td> </tr> </table>	P	M	K	N	S	H	<p>↓ 0.02-0.10</p> <p>↔ 0.02-0.15</p>	
P	M	K							
N	S	H							
	<table border="1"> <tr> <td>P</td> <td>M</td> <td>K</td> </tr> <tr> <td>N</td> <td>S</td> <td>H</td> </tr> </table>	P	M	K	N	S	H	<p>↓ 0.002-0.01</p> <p>↔ 0.002-0.002</p>	
P	M	K							
N	S	H							





R=右手型-如图
R = right hand version shown

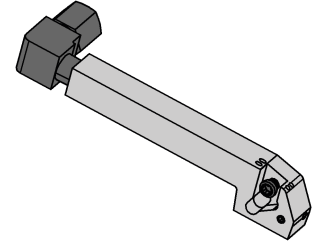
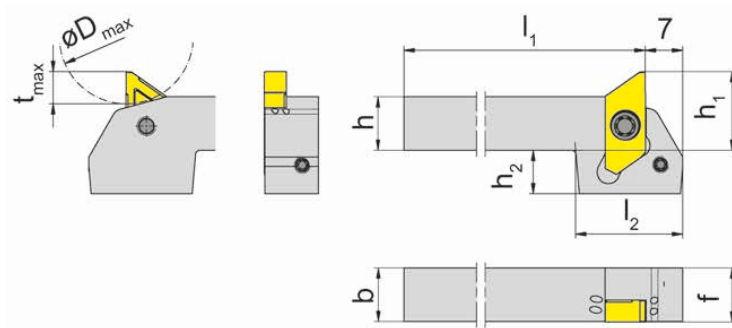
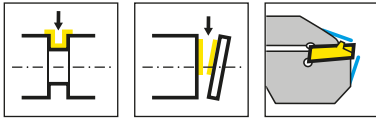
L=左手型
L = left hand version

产品型号 Part number	h	b	l ₁	l ₂	h ₁	f	t _{max}	D _{max}	HWS
RH274.0808.04	8	8	100	16	8	8	6	25	274040R
RH274.1010.04	10	10	100	-	10	10	6	25	274040R
RH274.1212.04	12	12	100	-	12	12	6	25	274040R
RH274.1414.04	14	14	100	-	14	14	6	25	274040R
RH274.1616.04	16	16	125	-	16	16	6	25	274040R
RH274.2020.04	20	20	125	-	20	20	6	25	274040R
LH274.0808.04	8	8	100	16	8	8	6	25	274040L
LH274.1010.04	10	10	100	-	10	10	6	25	274040L
LH274.1212.04	12	12	100	-	12	12	6	25	274040L
LH274.1414.04	14	14	100	-	14	14	6	25	274040L
LH274.1616.04	16	16	125	-	16	16	6	25	274040L
LH274.2020.04	20	20	125	-	20	20	6	25	274040L

刀柄尺寸为 8 x 8 mm 时，刀柄头部偏置。
For shank dimension 8 x 8 mm toolholder with offset at the head.

配件
Spare Parts

刀杆 Toolholder	锁紧螺钉 Clamping Screw	TORX PLUS® 扳手 TORX PLUS® Wrench
R/LH274.0808.04	030.350P.0744	T15PQ
R/LH274...	030.3509.T15P	T15PQ



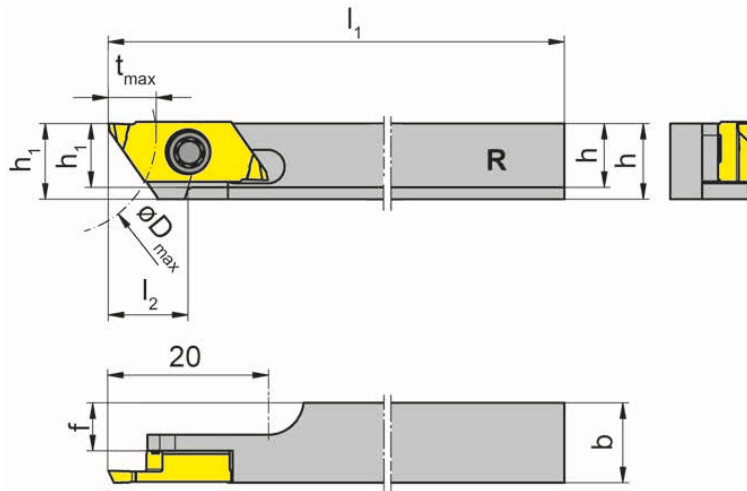
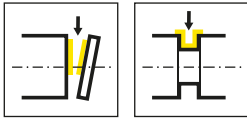
L=左手型-如图
L = left hand version shown

产品型号 Part number	h	b	l ₁	l ₂	h ₁	f	t _{max}	D _{max}	h ₂	HWS
LH274.1010.3.Y.6.24.IK	10	10	73	20	14.7	10	6	25	8	274040L
LH274.1010.4.Y.6.24.IK	10	10	93	20	14.7	10	6	25	8	274040L
LH274.1212.3.Y.6.24.IK	12	12	73	20	16.7	12	6	25	6	274040L
LH274.1212.4.Y.6.24.IK	12	12	93	20	16.7	12	6	25	6	274040L
LH274.1616.3.Y.6.24.IK	16	16	73	20	20.7	16	6	25	2	274040L
LH274.1616.4.Y.6.24.IK	16	16	93	20	20.7	16	6	25	2	274040L

配件
Spare Parts

刀杆 Toolholder	冷却液供应 Coolant supply	锁紧螺钉 Clamping Screw	TORX PLUS®扳手 TORX PLUS® Wrench	螺钉 Screw Plug
LH274....	004.00.22	030.3509.T15P	T15PQ	
LH274.1616...	004.00.16	030.3509.T15P	T15PQ	004.00.26





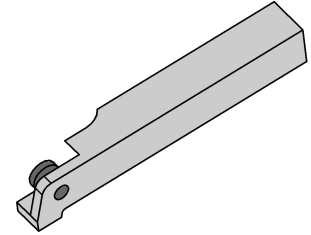
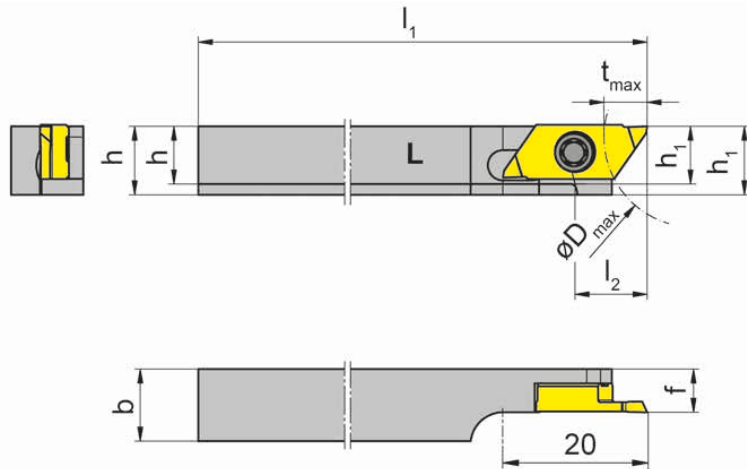
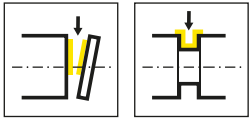
R=右手型-如图
R = right hand version shown

产品型号 Part number	h	b	l ₁	l ₂	h ₁	f	t _{max}	D _{max}	HWS
RH274.0808.6.04	8	8	100	10	9.5	4	6	25	274040R
RH274.1010.6.04	10	10	100	10	9.5	6	6	25	274040R
RH274.1212.6.04	12	12	100	10	9.5	8	6	25	274040R

刀柄尺寸为 8 x 8 mm 时，刀柄头部偏置。
For shank dimension 8 x 8 mm toolholder with offset at the head.

配件
Spare Parts

刀杆 Toolholder	锁紧螺钉 Clamping Screw	TORX PLUS® 扳手 TORX PLUS® Wrench
RH274...	030.350P.0981	T15PQ



L=左手型-如图
L = left hand version shown

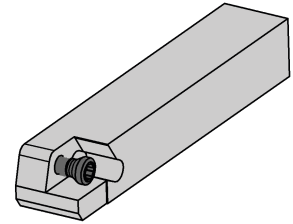
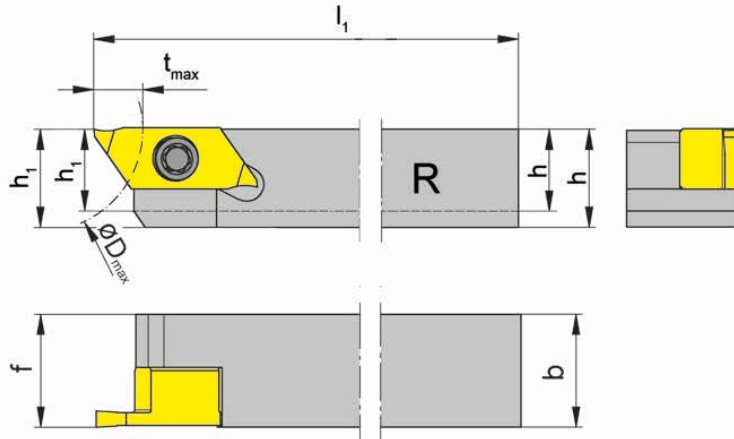
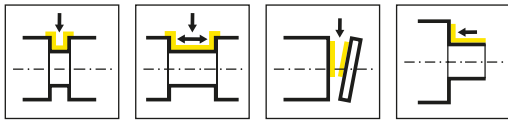
产品型号 Part number	h	b	l ₁	l ₂	h ₁	f	t _{max}	D _{max}	HWS
LH274.0808.6.04.M	8	8	100	10	9.5	6	6	25	274040L
LH274.1010.6.04.M	10	10	100	10	9.5	6	6	25	274040L
LH274.1212.6.04.M	12	12	100	10	9.5	6	6	25	274040L

刀柄尺寸为 8 x 8 mm 时，刀柄头部偏置。
For shank dimension 8 x 8 mm toolholder with offset at the head.

配件
Spare Parts

刀杆 Toolholder	锁紧螺钉 Clamping Screw	TORX PLUS® 扳手 TORX PLUS® Wrench
LH274...	030.350P.0981	T15PQ





R=右手型-如图
R = right hand version shown

L=左手型
L = left hand version

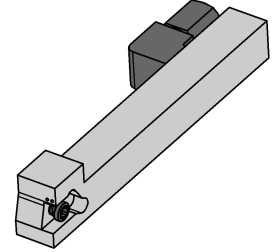
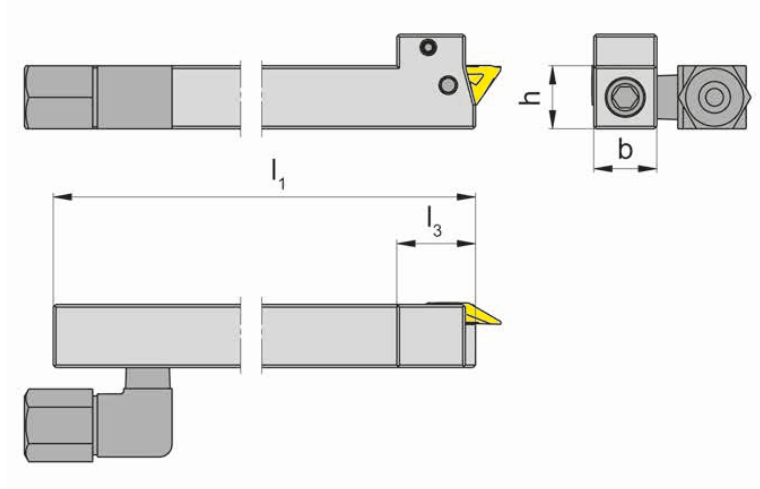
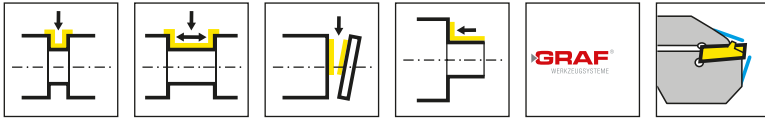
产品型号 Part number	h	b	l ₁	h ₁	f	t _{max}	D _{max}	HWS
RH274.1214.07	12	14	100	12	14	6	25	274070R
RH274.1616.07	16	16	125	16	16	6	25	274070R
LH274.1214.07	12	14	100	12	14	6	25	274070L
LH274.1616.07	16	16	125	16	16	6	25	274070L

用于特殊宽度和非标刀片形状的刀柄
Toolholder for special widths resp. special insert shapes

L

配件
Spare Parts

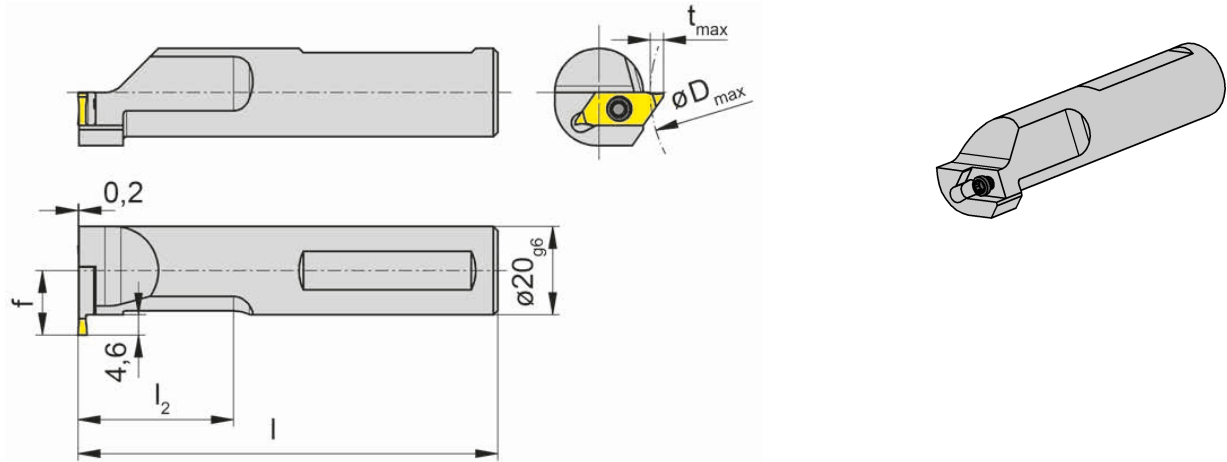
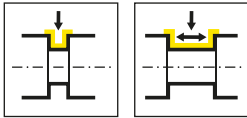
刀杆 Toolholder	锁紧螺钉 Clamping Screw	TORX PLUS®扳手 TORX PLUS® Wrench
R/LH274...	030.3513.T15P	T15PQ



R=右手型-如图
R = right hand version shown

L=左手型
L = left hand version

产品型号 Part number	h	b	l_1	l_3	HWS
974.L.1012.04.IK	10	12	100	15	274040L
974.L.1212.04.IK	12	12	100	15	274040L
974.L.1616.04.IK	16	16	100	15	274040L
974.L.2020.04.IK	20	20	100	15	274040L
974.R.1012.04.IK	10	12	100	15	274040R
974.R.1212.04.IK	12	12	100	15	274040R
974.R.1616.04.IK	16	16	100	15	274040R
974.R.2020.04.IK	20	20	100	15	274040R



R=右手型-如图
R = right hand version shown

产品型号 Part number	l	l ₂	f	t _{max}	HWS	HMS
RHC274.0020.1.04	95	35	14.6	6	274040L	Index Traub

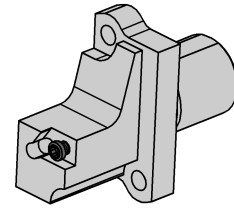
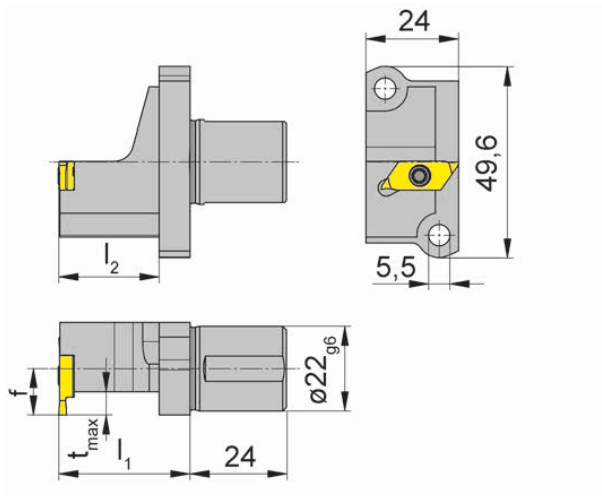
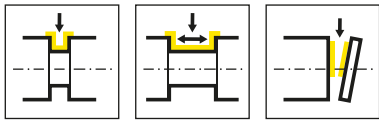
切槽深度与零件直径 ϕ 的关系
Depth of groove in relation to workpiece ϕ

Dmax	tmax
40	2
60	3
120	3,5

L

配件
Spare Parts

刀杆 Toolholder	锁紧螺钉 Clamping Screw	TORX PLUS®扳手 TORX PLUS® Wrench
RHC274.0020.1.04	030.3509.T15P	T15PQ



R=右手型-如图
R = right hand version shown

L=左手型
L = left hand version

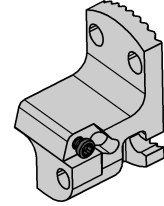
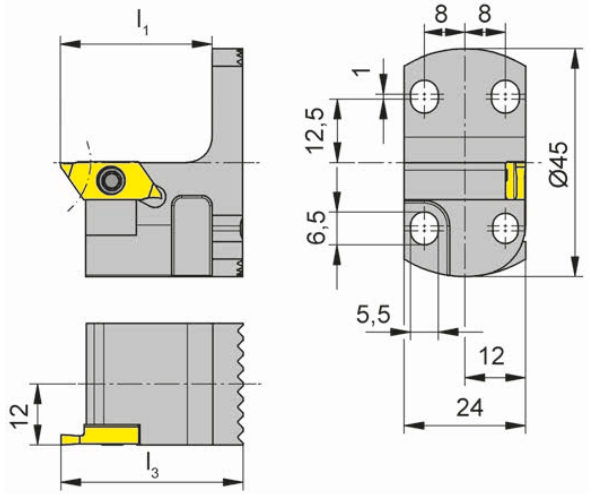
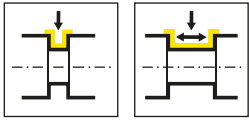
产品型号 Part number	f	l ₁	t _{max}	l ₂	HWS	HMS
RH274.A022.09.04	9	34	6	26	274040R	Star
RH274.A022.12.04	12	34	6	26	274040R	Star
RH274.A022.16.04	16	34	6	26	274040R	Star
RH274.A022.12.07	12	34	6	26	274070R	Star
LH274.A022.09.04	9	34	6	26	274040L	Star
LH274.A022.16.04	16	34	6	26	274040L	Star
LH274.A022.09.07	9	34	6	26	274070L	Star
LH274.A022.12.07	12	34	6	26	274070L	Star

适用于Star Swiss机床
for Swiss type machines Star

配件
Spare Parts

刀杆 Toolholder	锁紧螺钉 Clamping Screw	TORX PLUS®扳手 TORX PLUS® Wrench
R/LH274...	030.3513.T15P	T15PQ





R=右手型-如图
R = right hand version shown


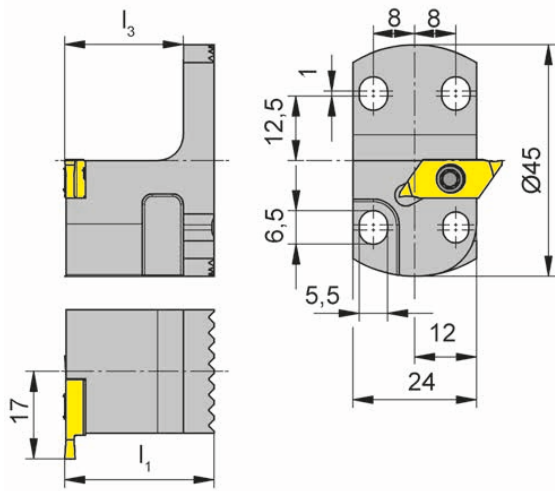
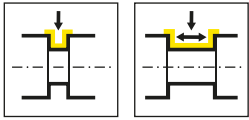
L=左手型
L = left hand version

产品型号 Part number	l_3	l_1	HWS
RKT274.2445.04	36	30	274040R
LKT274.2445.04	36	30	274040L

L

配件
Spare Parts

刀夹 Cartridge	锁紧螺钉 Clamping Screw	TORX PLUS®扳手 TORX PLUS® Wrench
R/LKT274.2445.04	030.3509.T15P	T15PQ



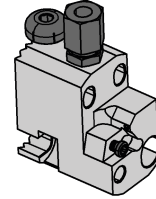
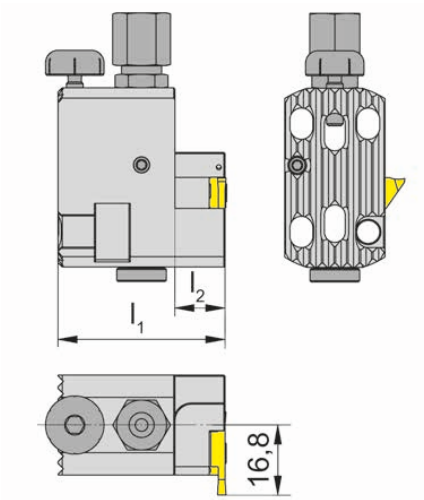
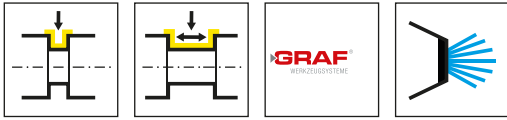
R=右手型-如图
R = right hand version shown

产品型号 Part number	l_1	l_3	HWS
RKTC274.2445.04	29	23	274040R

配件
Spare Parts

刀夹 Cartridge	锁紧螺钉 Clamping Screw	TORX PLUS®扳手 TORX PLUS® Wrench
RKTC274.2445.04	030.3509.T15P	T15PQ





R=右手型-如图
R = right hand version shown

产品型号 Part number	l_1	l_2	HWS
R.76.IK	40	12	274040R

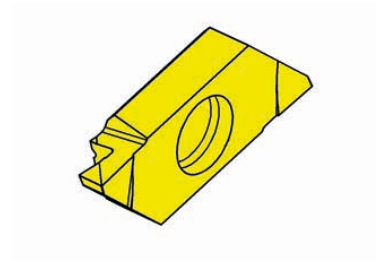
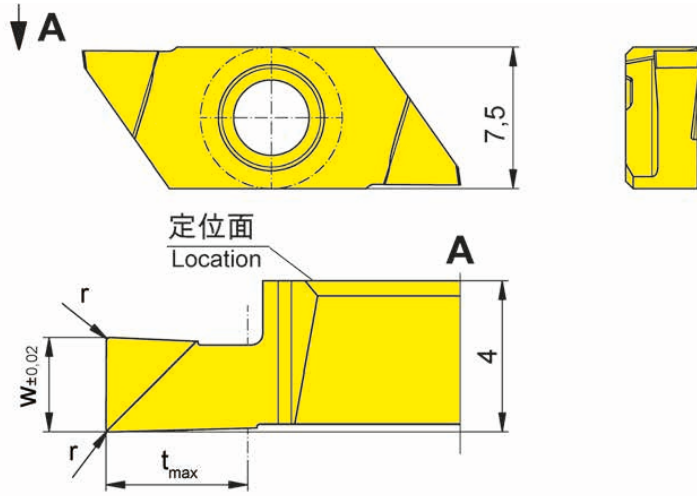
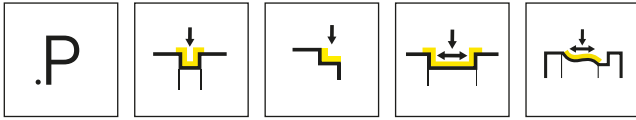
配件
Spare Parts

Graf刀夹 Cartridge Graf	冷却液供应 Coolant supply	锁紧螺钉 Clamping Screw	TORX PLUS®扳手 TORX PLUS® Wrench
R.76.IK	004.00.19	030.3509.T15P	T15PQ

可转位刀片

Indexable insert

S274



R=右手型-如图
R = right hand version shown

L=左手型
L = left hand version

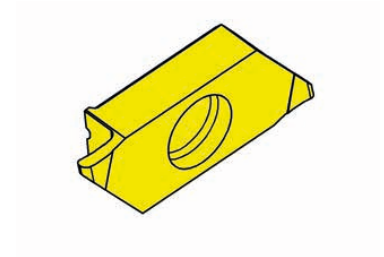
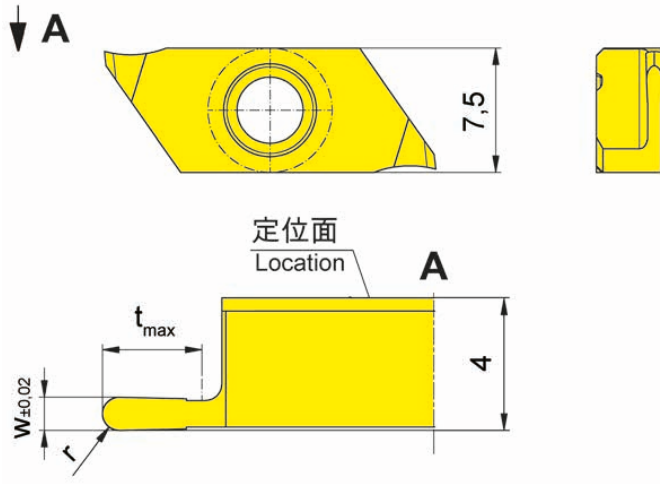
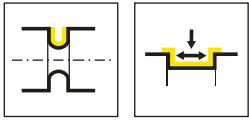
▲ 库存
on stock

△ 4周
4 weeks

硬质合金牌号
Carbide grades

产品型号 Part number	w	r	t _{max}	HIS	AN25	IG35	TH35
RS274.0050.P0	0.5	-	1	274040R	▲	▲	▲
RS274.0100.P0	1	-	2	274040R	▲	▲	▲
RS274.0150.P0	1.5	0.05	2.25	274040R		▲	▲
RS274.0200.P0	2	0.05	3	274040R		▲	▲
RS274.0250.P0	2.5	0.1	3.75	274040R		▲	▲
RS274.0300.P0	3	0.1	4.5	274040R		▲	▲
LS274.0050.P0	0.5	-	1	274040L		▲	▲
LS274.0100.P0	1	-	2	274040L	▲	▲	▲
LS274.0150.P0	1.5	0.05	2.25	274040L		▲	▲
LS274.0200.P0	2	0.05	3	274040L		△	▲
LS274.0250.P0	2.5	0.1	3.75	274040L		▲	▲
LS274.0300.P0	3	0.1	4.5	274040L		△	▲
					P	●	●
					M	○	●
					K	-	●
					N	-	●
					S	-	●
					H	-	-





R=右手型-如图
R = right hand version shown

L=左手型
L = left hand version

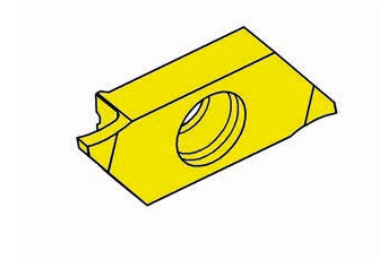
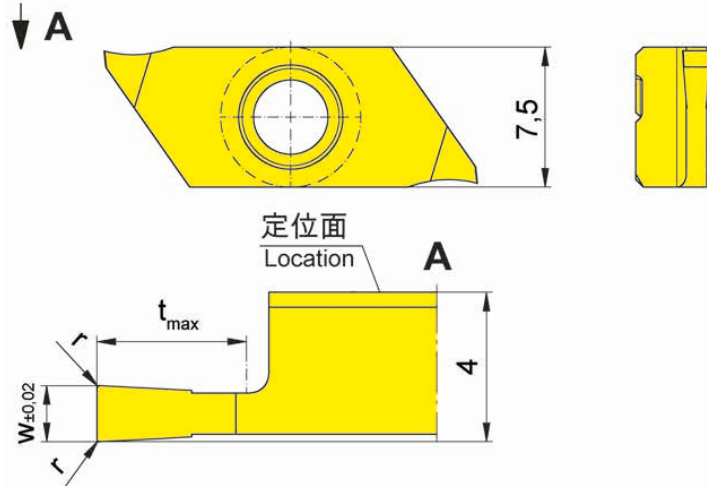
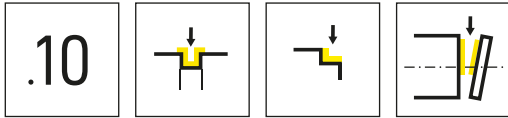
▲ 库存
on stock

硬质合金牌号
Carbide grades
△ 4周
4 weeks

产品型号 Part number	w	t _{max}	r	HIS	IG35	TH35
RS274.0205.01.10	0.5	1.5	0.25	274040R	▲	▲
RS274.0510.03.10	1	3	0.5	274040R	▲	▲
RS274.1020.04.10	2	4	1	274040R	▲	▲
LS274.0205.01.10	0.5	1.5	0.25	274040L	▲	▲
LS274.0510.03.10	1	3	0.5	274040L	▲	▲
LS274.1020.04.10	2	4	1	274040L	△	▲
					P	- ●
					M	● ●
					K	- ●
					N	- ●
					S	● ●
					H	- -

可转位刀片 Indexable insert

S274



R=右手型-如图
R = right hand version shown

L=左手型
L = left hand version

▲ 库存
on stock

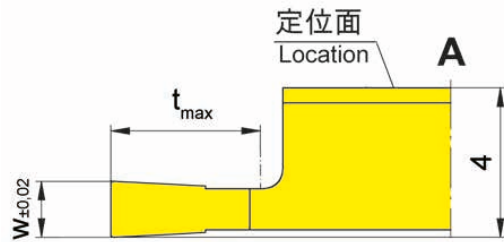
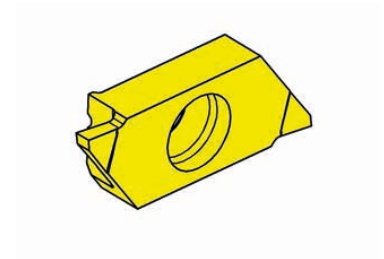
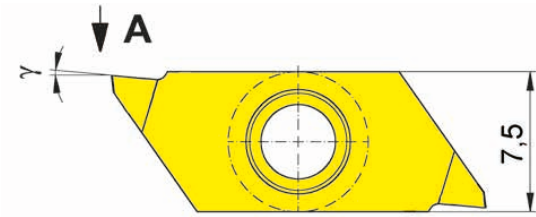
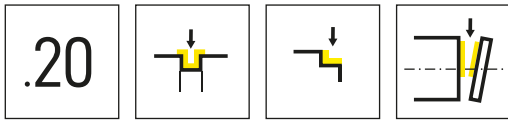
硬质合金牌号
Carbide grades
△ 4周
4 weeks

产品型号 Part number	w	r	t _{max}	HIS	IG35	TH35
RS274.0050.01.10	0.5	0.05	1.5	274040R	▲	▲
RS274.0070.02.10	0.7	0.05	2	274040R	▲	▲
RS274.0080.03.10	0.8	0.05	3	274040R	▲	▲
RS274.0100.03.10	1	0.05	3	274040R	▲	▲
RS274.0120.03.10	1.2	0.05	3	274040R	▲	▲
RS274.0150.04.10	1.5	0.05	4	274040R	▲	▲
RS274.0150.06.10	1.5	0.05	6	274040R	▲	▲
RS274.0200.04.10	2	0.05	4	274040R	▲	▲
RS274.0200.06.10	2	0.05	6	274040R	▲	▲
LS274.0050.01.10	0.5	0.05	1.5	274040L	▲	▲
LS274.0070.02.10	0.7	0.05	2	274040L	△	△
LS274.0080.03.10	0.8	0.05	3	274040L	▲	▲
LS274.0100.03.10	1	0.05	3	274040L	▲	▲
LS274.0120.03.10	1.2	0.05	3	274040L	▲	▲
LS274.0150.04.10	1.5	0.05	4	274040L	▲	▲
LS274.0150.06.10	1.5	0.05	6	274040L	▲	▲
LS274.0200.04.10	2	0.05	4	274040L	▲	▲
LS274.0200.06.10	2	0.05	6	274040L	▲	▲
P	-	●				
M	●	●				
K	-	●				
N	-	●				
S	●	●				
H	-	-				



可转位刀片 Indexable insert

S274



R=右手型-如图
R = right hand version shown

L=左手型
L = left hand version

▲ 库存
on stock

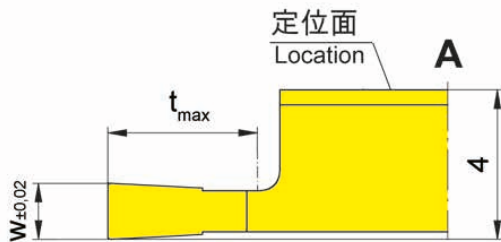
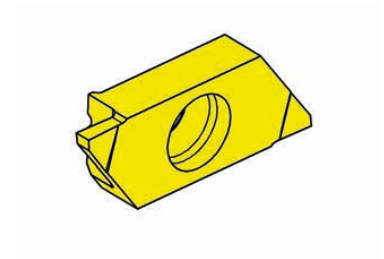
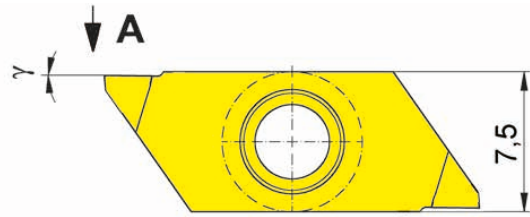
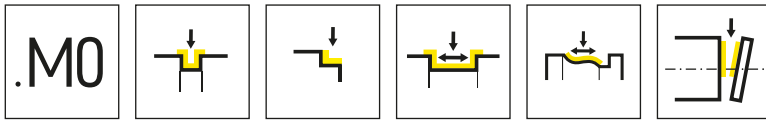
硬质合金牌号
Carbide grades
△ 4周
4 weeks

产品型号 Part number	w	t _{max}	γ	HIS	IG35	TH35
RS274.0050.01.20	0.5	1.5	5°	274040R	▲	▲
RS274.0070.02.20	0.7	2	5°	274040R	△	▲
RS274.0080.03.20	0.8	3	5°	274040R	△	▲
RS274.0100.03.20	1	3	5°	274040R	▲	▲
RS274.0120.03.20	1.2	3	5°	274040R	△	▲
RS274.0150.04.20	1.5	4	5°	274040R	▲	▲
RS274.0150.06.20	1.5	6	5°	274040R	△	△
RS274.0200.04.20	2	4	5°	274040R	△	▲
RS274.0200.06.20	2	6	5°	274040R	△	▲
LS274.0050.01.20	0.5	1.5	5°	274040L	△	▲
LS274.0070.02.20	0.7	2	5°	274040L	△	▲
LS274.0080.03.20	0.8	3	5°	274040L	△	△
LS274.0100.03.20	1	3	5°	274040L	△	△
LS274.0120.03.20	1.2	3	5°	274040L	△	△
LS274.0150.04.20	1.5	4	5°	274040L	▲	▲
LS274.0150.06.20	1.5	6	5°	274040L	△	▲
LS274.0200.04.20	2	4	5°	274040L	△	△
LS274.0200.06.20	2	6	5°	274040L	△	△
P	-	●				
M	●	●				
K	-	●				
N	-	●				
S	●	●				
H	-	-				

L

可转位刀片 Indexable insert

S274



R=右手型-如图
R = right hand version shown

L=左手型
L = left hand version

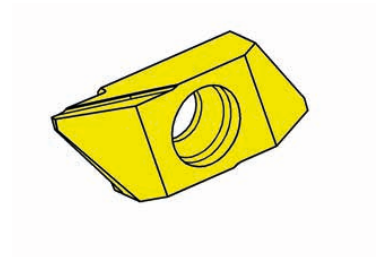
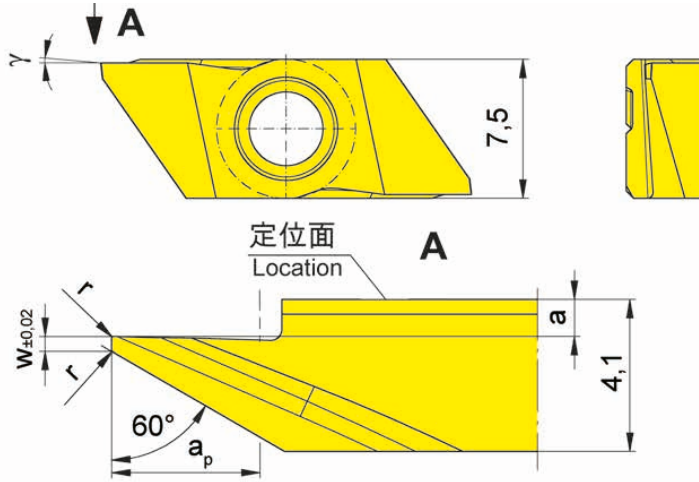
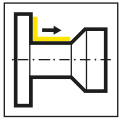
▲ 库存
on stock

硬质合金牌号
Carbide grades
▲ 4周
4 weeks

产品型号 Part number	w	t _{max}	γ	HIS	IG35	TH35
RS274.0050.01.M0	0.5	1.5	0°	274040R	Δ	▲
RS274.0070.02.M0	0.7	2	0°	274040R	Δ	Δ
RS274.0080.03.M0	0.8	3	0°	274040R	Δ	Δ
RS274.0100.03.M0	1	3	0°	274040R	Δ	▲
RS274.0120.03.M0	1.2	3	0°	274040R	Δ	▲
RS274.0150.04.M0	1.5	4	0°	274040R	Δ	Δ
RS274.0150.06.M0	1.5	6	0°	274040R	Δ	Δ
RS274.0200.04.M0	2	4	0°	274040R	Δ	Δ
RS274.0200.06.M0	2	6	0°	274040R	Δ	▲
LS274.0050.01.M0	0.5	1.5	0°	274040L	Δ	Δ
LS274.0070.02.M0	0.7	2	0°	274040L	▲	
LS274.0080.03.M0	0.8	3	0°	274040L	Δ	Δ
LS274.0100.03.M0	1	3	0°	274040L	Δ	Δ
LS274.0120.03.M0	1.2	3	0°	274040L	Δ	Δ
LS274.0150.04.M0	1.5	4	0°	274040L	Δ	Δ
LS274.0150.06.M0	1.5	6	0°	274040L	Δ	Δ
LS274.0200.04.M0	2	4	0°	274040L	Δ	Δ
LS274.0200.06.M0	2	6	0°	274040L	Δ	Δ

P	-	●
M	●	●
K	-	●
N	-	●
S	●	●
H	-	-





R=右手型-如图
R = right hand version shown

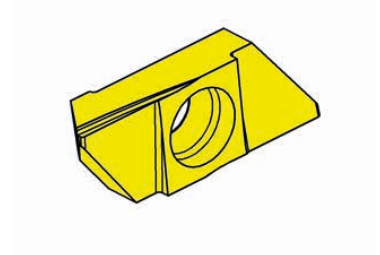
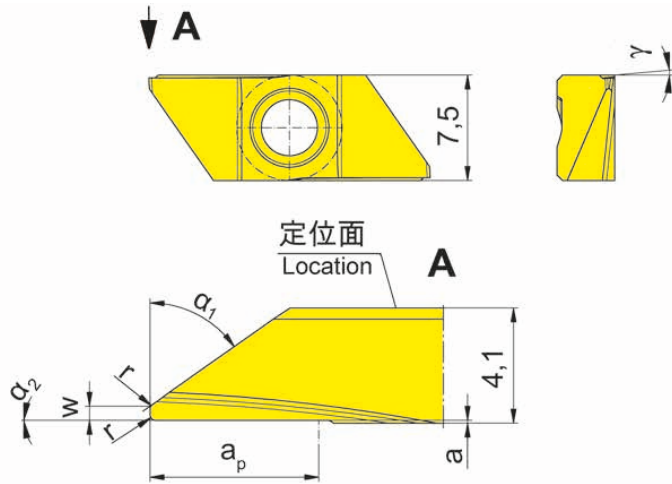
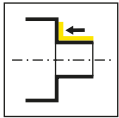
L=左手型
L = left hand version

▲ 库存
on stock

△ 4周
4 weeks

硬质合金牌号
Carbide grades

产品型号 Part number	w	r	a	γ	a _p	HIS	K10	IG35	TH35	
RS274.0060.04.10	-	0.05	1	15°	4	274040R		▲	▲	
RS274.0460.04.10	0.4	0.05	1	15°	4	274040R		▲	▲	
RS274.0460.04.M0	0.4	0.05	1	0°	4	274040R	▲	△	△	
RS274.0560.06.11	0.5	0.1	0.05	15°	6	274040R		▲	▲	
LS274.0060.04.10	-	0.05	1	15°	4	274040L		△	△	
LS274.0460.04.10	0.4	0.05	1	15°	4	274040L		▲	▲	
LS274.0460.04.M0	0.4	0.05	1	0°	4	274040L	△	△	△	
LS274.0560.06.11	0.5	0.1	0.05	15°	6	274040L		▲	▲	
							P	●	-	●
							M	○	●	●
							K	●	-	●
							N	●	-	●
							S	○	●	●
							H	-	-	-



R=右手型-如图
R = right hand version shown

L=左手型
L = left hand version

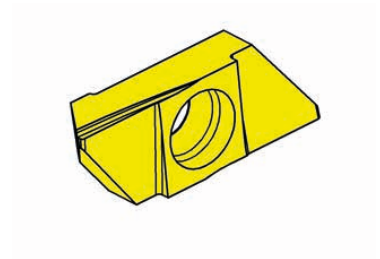
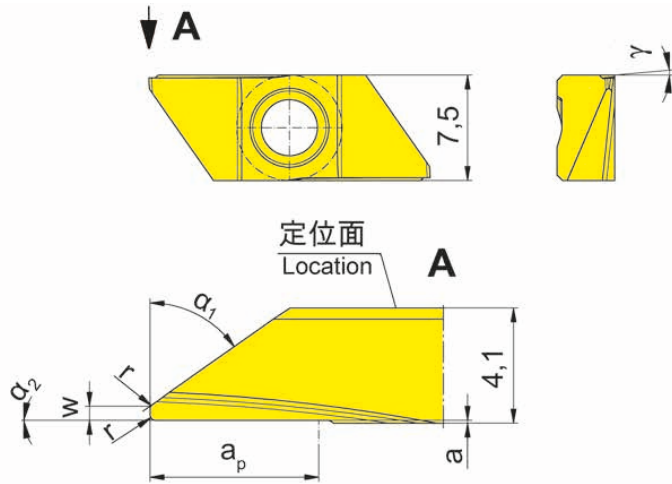
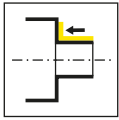
▲ 库存
on stock

△ 4周
4 weeks

硬质合金牌号
Carbide grades

产品型号 Part number	w	r	α_1	a	γ	a_p	α_2	HIS	IG35	TH35
RS274.0035.04.20	-	0.05	35°	0.1	5°	4	0°	274040R	▲	▲
RS274.0055.04.20	-	0.05	55°	0.1	5°	4	0°	274040R	△	▲
RS274.0235.04.20	0.2	-	35°	0.1	5°	4	0°	274040R	▲	▲
RS274.0255.04.20	0.2	-	55°	0.1	5°	4	0°	274040R	△	▲
RS274.0535.06.20	0.5	0.2	35°	0.1	5°	6	0°	274040R	▲	▲
RS274.0555.06.20	0.5	0.2	55°	0.1	5°	6	0°	274040R	▲	▲
LS274.0035.04.20	-	0.05	35°	0.1	5°	4	0°	274040L	△	△
LS274.0055.04.20	-	0.05	55°	0.1	5°	4	0°	274040L	△	▲
LS274.0235.04.20	0.2	-	35°	0.1	5°	4	0°	274040L	△	▲
LS274.0255.04.20	0.2	-	55°	0.1	5°	4	0°	274040L	△	△
LS274.0535.06.20	0.5	0.2	35°	0.1	5°	6	0°	274040L	△	△
LS274.0555.06.20	0.5	0.2	55°	0.1	5°	6	0°	274040L	▲	▲
P	-	●								
M	●	●								
K	-	●								
N	-	●								
S	●	●								
H	-	-								





R=右手型-如图
R = right hand version shown

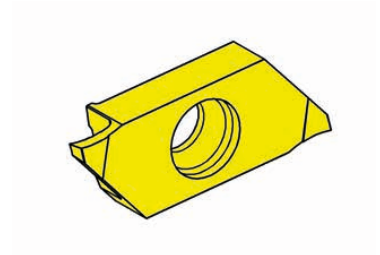
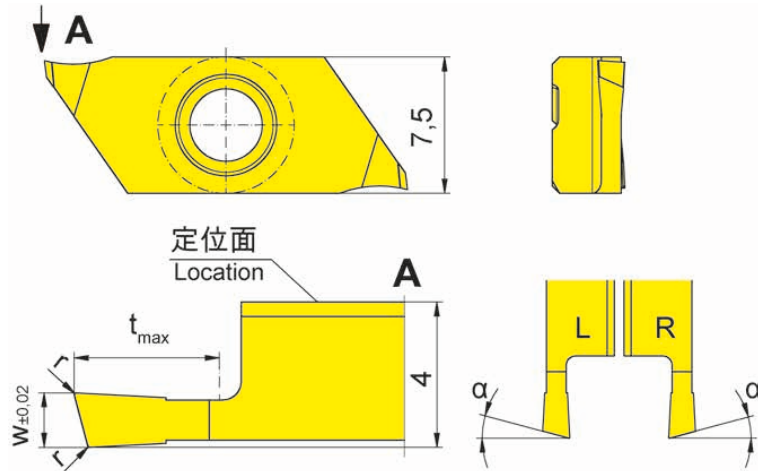
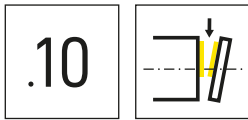
L=左手型
L = left hand version

▲ 库存
on stock

△ 4周
4 weeks

硬质合金牌号
Carbide grades

产品型号 Part number	w	r	α_1	a	γ	a_p	α_2	HIS	IG35	TH35
RS274.0035.24.20	-	0.05	35°	0.1	5°	4	2°	274040R	▲	▲
RS274.0235.24.20	0.2	-	35°	0.1	5°	4	2°	274040R	△	▲
RS274.0535.26.20	0.5	0.2	35°	0.1	5°	6	2°	274040R	▲	▲
RS274.0055.24.20	-	0.05	55°	0.1	5°	4	2°	274040R	△	▲
RS274.0255.24.20	0.2	-	55°	0.1	5°	4	2°	274040R	△	▲
RS274.0555.26.20	0.5	0.2	55°	0.1	5°	6	2°	274040R	△	▲
LS274.0035.24.20	-	0.05	35°	0.1	5°	4	2°	274040L	△	△
LS274.0235.24.20	0.2	-	35°	0.1	5°	4	2°	274040L	▲	△
LS274.0535.26.20	0.5	0.2	35°	0.1	5°	6	2°	274040L	▲	▲
LS274.0055.24.20	-	0.05	55°	0.1	5°	4	2°	274040L	▲	△
LS274.0255.24.20	0.2	-	55°	0.1	5°	4	2°	274040L	△	△
LS274.0555.26.20	0.5	0.2	55°	0.1	5°	6	2°	274040L	△	△
P	-	●								
M	●	●								
K	-	●								
N	-	●								
S	●	●								
H	-	-								



R=右手型-如图
R = right hand version shown

L=左手型
L = left hand version

▲ 库存
on stock

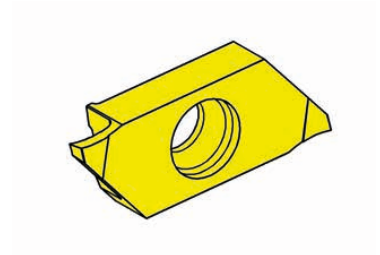
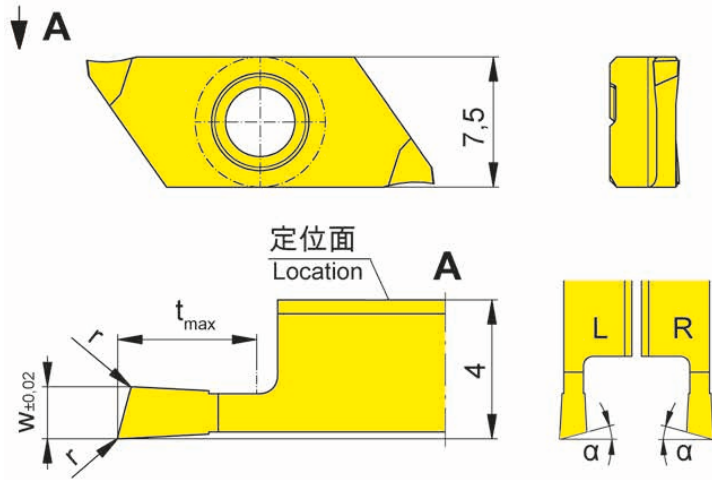
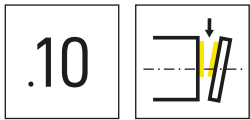
硬质合金牌号
Carbide grades
△ 4周
4 weeks

产品型号 Part number	w	r	t _{max}	α	HIS	IG35	TH35
RS274.1508.03.10	0.8	0.05	3	15°	274040R	▲	▲
RS274.1510.03.10	1	0.05	3	15°	274040R	▲	▲
RS274.1515.04.10	1.5	0.05	4	15°	274040R	▲	▲
RS274.1520.06.10	2	0.05	6	15°	274040R	▲	▲
LS274.1508.03.10	0.8	0.05	3	15°	274040L	▲	▲
LS274.1510.03.10	1	0.05	3	15°	274040L	▲	▲
LS274.1515.04.10	1.5	0.05	4	15°	274040L	▲	▲
LS274.1520.06.10	2	0.05	6	15°	274040L	▲	▲

只有当零件 $\varnothing \leq 25\text{mm}$ 时才能达到最大切深 $t_{\text{max}} 6\text{mm}$ 。
t_{max} 6 mm can be reached only with workpiece $\varnothing \leq 25\text{ mm}$.

P	-	●
M	●	●
K	-	●
N	-	●
S	●	●
H	-	-





R=右手型-如图
R = right hand version shown

L=左手型
L = left hand version

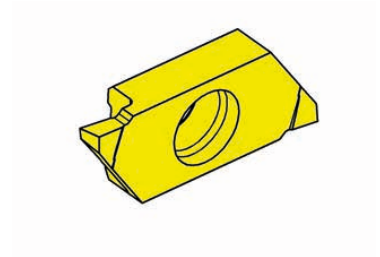
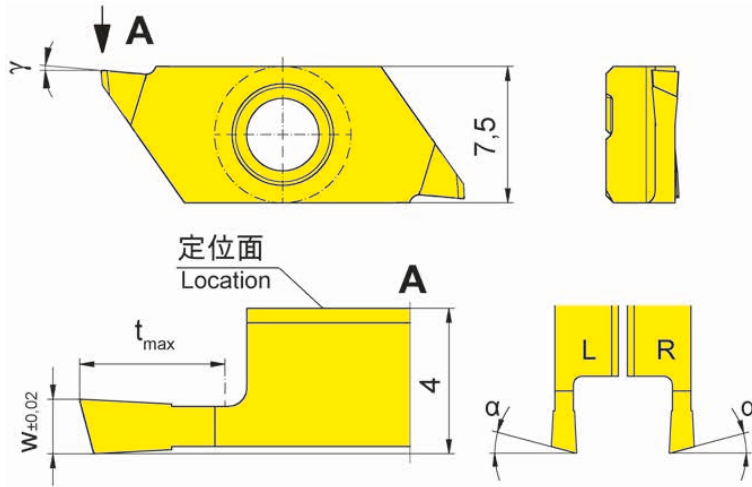
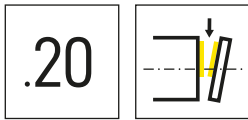
▲ 库存
on stock

硬质合金牌号
Carbide grades
△ 4周
4 weeks

产品型号 Part number	w	r	t _{max}	α	HIS	IG35	TH35
RS274.1508.03.10L	0.8	0.05	3	15°	274040R	△	△
RS274.1510.03.10L	1	0.05	3	15°	274040R	△	△
RS274.1515.04.10L	1.5	0.05	4	15°	274040R	△	△
RS274.1520.06.10L	2	0.05	6	15°	274040R	△	▲
LS274.1508.03.10R	0.8	0.05	3	15°	274040L	▲	▲
LS274.1510.03.10R	1	0.05	3	15°	274040L	▲	▲
LS274.1515.04.10R	1.5	0.05	4	15°	274040L	▲	▲
LS274.1520.06.10R	2	0.05	6	15°	274040L	▲	▲

只有当零件 $\varnothing \leq 25\text{mm}$ 时才能达到最大切深 $t_{\text{max}} 6\text{mm}$ 。
t_{max} 6 mm can be reached only with workpiece $\varnothing \leq 25\text{ mm}$.

P	-	●
M	●	●
K	-	●
N	-	●
S	●	●
H	-	-



R=右手型-如图
R = right hand version shown

L=左手型
L = left hand version

▲ 库存
on stock

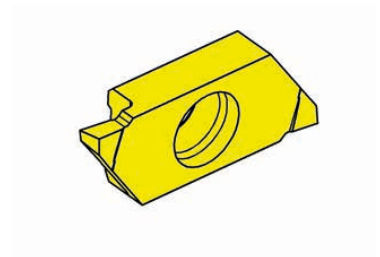
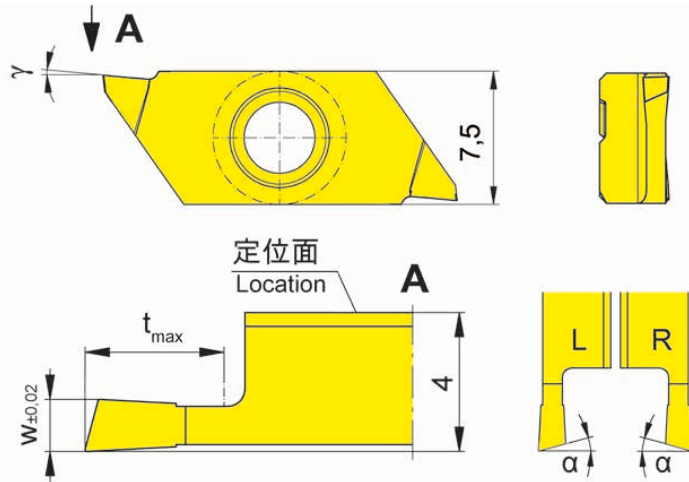
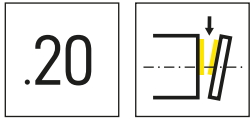
硬质合金牌号
Carbide grades
△ 4周
4 weeks

产品型号 Part number	w	t _{max}	α	γ	HIS	IG35	TH35
RS274.1515.04.20	1.5	4	15°	5°	274040R	△	△
RS274.1520.06.20	2	6	15°	5°	274040R	△	△
LS274.1515.04.20	1.5	4	15°	5°	274040L	△	△
LS274.1520.06.20	2	6	15°	5°	274040L	△	△

只有当零件 $\varnothing \leq 25\text{mm}$ 时才能达到最大切深 $t_{\text{max}} 6\text{mm}$ 。
t_{max} 6 mm can be reached only with workpiece $\varnothing \leq 25\text{ mm}$.

P	-	●
M	●	●
K	-	●
N	-	●
S	●	●
H	-	-





R=右手型-如图
R = right hand version shown

L=左手型
L = left hand version

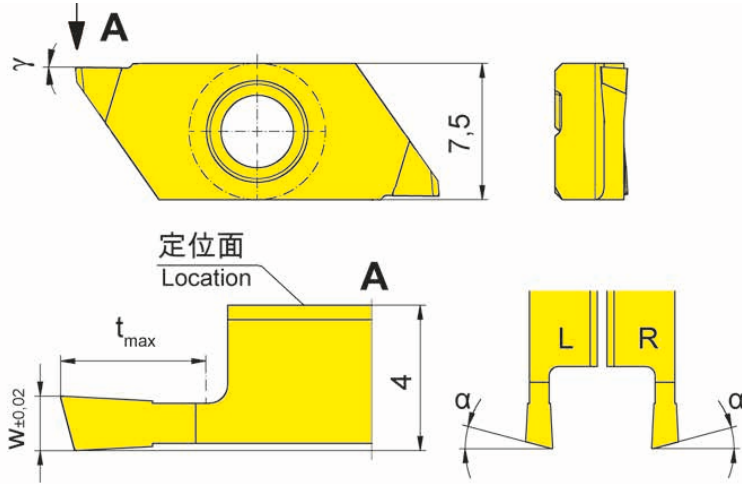
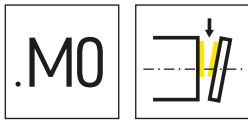
▲ 库存
on stock

硬质合金牌号
Carbide grades
△ 4周
4 weeks

产品型号 Part number	w	t _{max}	α	γ	HIS	IG35	TH35
RS274.1520.06.20L	2	6	15°	5°	274040R	△	△
LS274.1515.04.20R	1.5	4	15°	5°	274040L	△	△
LS274.1520.06.20R	2	6	15°	5°	274040L	△	△

只有当零件 $\varnothing \leq 25\text{mm}$ 时才能达到最大切深 t_{max} 6mm。
t_{max} 6 mm can be reached only with workpiece $\varnothing \leq 25\text{ mm}$.

P	-	●
M	●	●
K	-	●
N	-	●
S	●	●
H	-	-



R=右手型-如图
R = right hand version shown

L=左手型
L = left hand version

▲ 库存
on stock

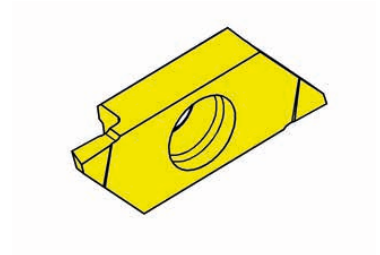
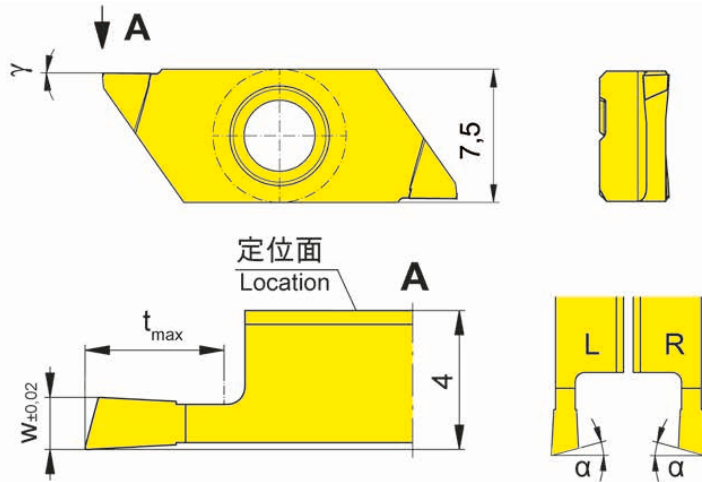
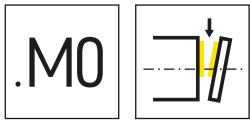
硬质合金牌号
Carbide grades
▲ 4周
4 weeks

产品型号 Part number	w	t _{max}	α	γ	HIS	IG35	TH35
RS274.1508.03.M0	0.8	3	15°	0°	274040R	Δ	Δ
RS274.1510.03.M0	1	3	15°	0°	274040R	Δ	▲
RS274.1515.04.M0	1.5	4	15°	0°	274040R	Δ	Δ
RS274.1520.06.M0	2	6	15°	0°	274040R	Δ	Δ
LS274.1508.03.M0	0.8	3	15°	0°	274040L	Δ	Δ
LS274.1510.03.M0	1	3	15°	0°	274040L	Δ	Δ
LS274.1515.04.M0	1.5	4	15°	0°	274040L	Δ	Δ
LS274.1520.06.M0	2	6	15°	0°	274040L	Δ	Δ

只有当零件 $\varnothing \leq 25\text{mm}$ 时才能达到最大切深 $t_{\text{max}} 6\text{mm}$ 。
t_{max} 6 mm can be reached only with workpiece $\varnothing \leq 25\text{ mm}$.

P	-	●
M	●	●
K	-	●
N	-	●
S	●	●
H	-	-





R=右手型-如图
R = right hand version shown

L=左手型
L = left hand version

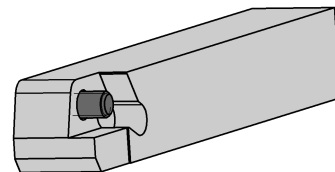
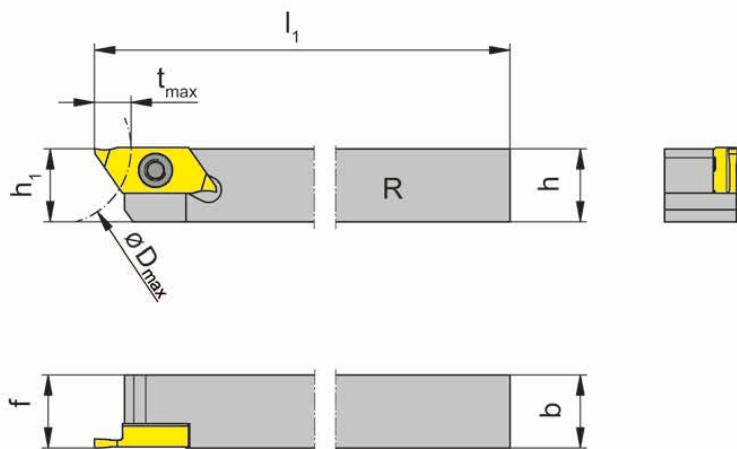
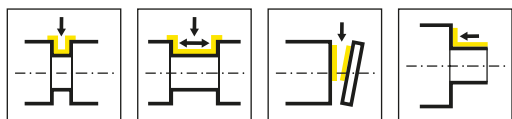
▲ 库存
on stock

硬质合金牌号
Carbide grades
▲ 4周
4 weeks

产品型号 Part number	w	t _{max}	α	γ	HIS	IG35	TH35
RS274.1510.03.M0L	1	3	15°	0°	274040R	Δ	
RS274.1515.04.M0L	1.5	4	15°	0°	274040R	Δ	Δ
RS274.1520.06.M0L	2	6	15°	0°	274040R	Δ	Δ
LS274.1508.03.M0R	0.8	3	15°	0°	274040L	Δ	▲
LS274.1510.03.M0R	1	3	15°	0°	274040L	Δ	Δ
LS274.1515.04.M0R	1.5	4	15°	0°	274040L	Δ	Δ
LS274.1520.06.M0R	2	6	15°	0°	274040L	Δ	Δ

只有当零件 $\varnothing \leq 25\text{mm}$ 时才能达到最大切深 t_{max} 6mm。
t_{max} 6 mm can be reached only with workpiece $\varnothing \leq 25$ mm.

P	-	●
M	●	●
K	-	●
N	-	●
S	●	●
H	-	-



R=右手型-如图
R = right hand version shown

L=左手型
L = left hand version

产品型号 Part number	h	b	l ₁	h ₁	f	t _{max}	D _{max}	HWS
RH274.0808.04.E	8	8	100	8	8	6	25	274140R
RH274.1010.04.E	10	10	100	10	10	6	25	274140R
RH274.1212.04.E	12	12	100	12	12	6	25	274140R
RH274.1616.04.E	16	16	125	16	16	6	25	274140R
RH274.2020.04.E	20	20	125	20	20	6	25	274140R
LH274.0808.04.E	8	8	100	8	8	6	25	274140L
LH274.1010.04.E	10	10	100	10	10	6	25	274140L
LH274.1212.04.E	12	12	100	12	12	6	25	274140L
LH274.1616.04.E	16	16	125	16	16	6	25	274140L
LH274.2020.04.E	20	20	125	20	20	6	25	274140L

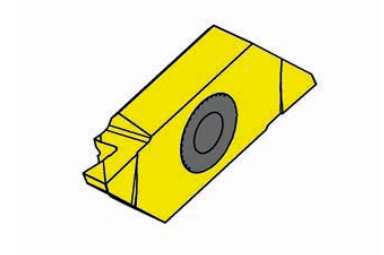
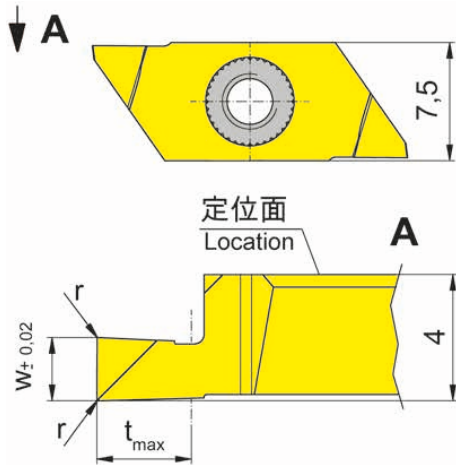
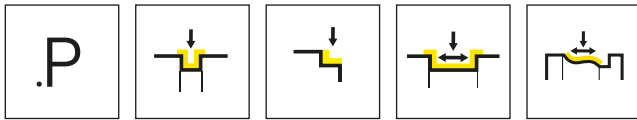
配件
Spare Parts

刀杆 Toolholder	TORX PLUS®扳手 TORX PLUS® Wrench	锁紧螺钉 Clamping Screw
R/LH274.0808.04.E	T15PQ	
R/LH274...	T15PQ	030.3509.T15P



可转位刀片 Indexable insert

S274...E



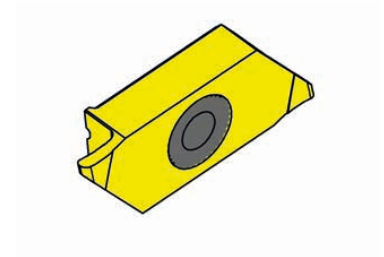
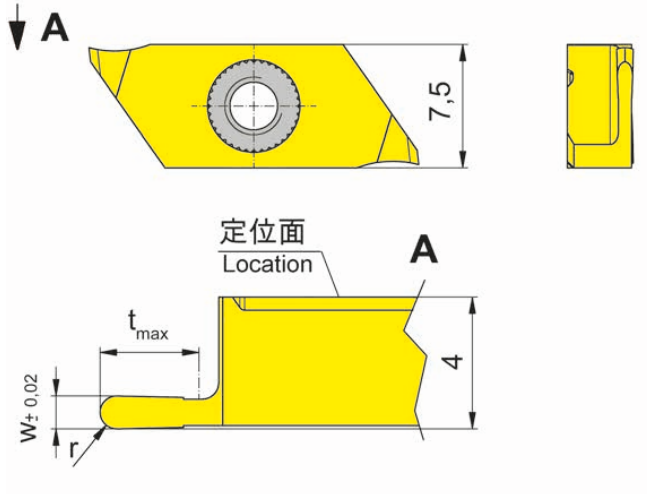
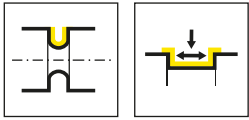
R=右手型-如图
R = right hand version shown

L=左手型
L = left hand version

▲ 库存
on stock

硬质合金牌号
Carbide grades
▲ 4周
4 weeks

产品型号 Part number	w	r	t _{max}	HIS	IG35	TH35
RS274.0150.P0.E	1.5	0.05	2.25	274140R	Δ	Δ
RS274.0200.P0.E	2	0.05	3	274140R	Δ	Δ
RS274.0250.P0.E	2.5	0.1	3.75	274140R	Δ	Δ
RS274.0300.P0.E	3	0.1	4.5	274140R	Δ	Δ
LS274.0150.P0.E	1.5	0.05	2.25	274140L	Δ	Δ
LS274.0200.P0.E	2	0.05	3	274140L	Δ	Δ
LS274.0250.P0.E	2.5	0.1	3.75	274140L	Δ	Δ
LS274.0300.P0.E	3	0.1	4.5	274140L	Δ	Δ
					P	•
					M	•
					K	•
					N	•
					S	•
					H	-



R=右手型-如图
R = right hand version shown

L=左手型
L = left hand version

▲ 库存
on stock

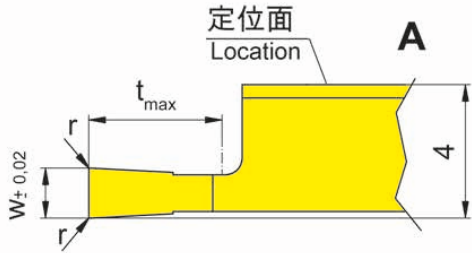
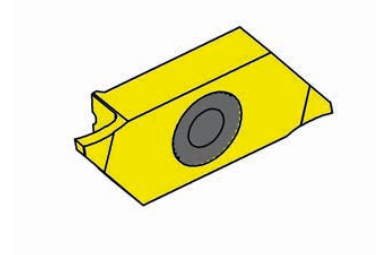
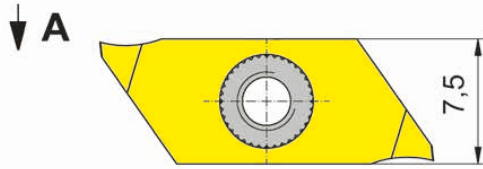
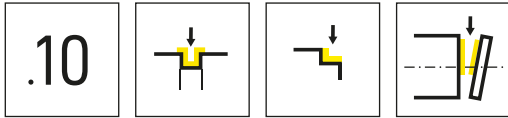
硬质合金牌号
Carbide grades
▲ 4周
4 weeks

产品型号 Part number	w	t _{max}	r	HIS	IG35	TH35
RS274.0205.01.10.E	0.5	1.5	0.25	274140R	Δ	Δ
RS274.0510.03.10.E	1	3	0.5	274140R	Δ	▲
RS274.1020.04.10.E	2	4	1	274140R	Δ	Δ
LS274.0205.01.10.E	0.5	1.5	0.25	274140L	Δ	Δ
LS274.0510.03.10.E	1	3	0.5	274140L	Δ	Δ
LS274.1020.04.10.E	2	4	1	274140L	Δ	Δ
					P	- ●
					M	● ●
					K	- ●
					N	- ●
					S	● ●
					H	- -



可转位刀片 Indexable insert

S274...E



R=右手型-如图
R = right hand version shown

L=左手型
L = left hand version

▲ 库存
on stock

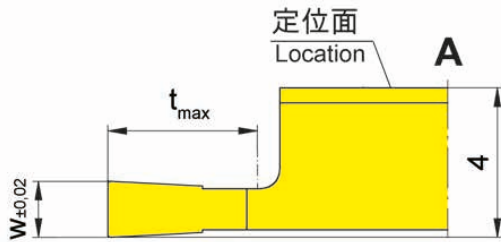
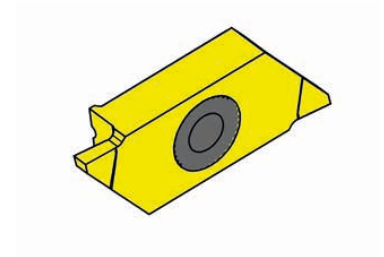
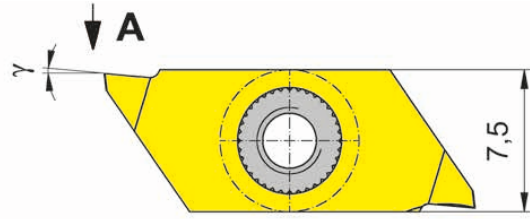
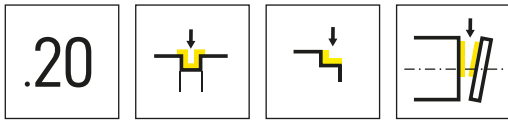
硬质合金牌号
Carbide grades
△ 4周
4 weeks

产品型号 Part number	w	r	t _{max}	HIS	IG35	TH35
RS274.0120.03.10.E	1.2	0.05	3	274140R	△	△
RS274.0050.01.10.E	0.5	0.05	1.5	274140R	△	△
RS274.0070.02.10.E	0.7	0.05	2	274140R	△	△
RS274.0080.03.10.E	0.8	0.05	3	274140R	△	△
RS274.0100.03.10.E	1	0.05	3	274140R	△	△
RS274.0150.04.10.E	1.5	0.05	4	274140R	△	△
RS274.0150.06.10.E	1.5	0.05	6	274140R	△	△
RS274.0200.04.10.E	2	0.05	4	274140R	△	△
RS274.0200.06.10.E	2	0.05	6	274140R	△	△
LS274.0120.03.10.E	1.2	0.05	3	274140L	△	△
LS274.0050.01.10.E	0.5	0.05	1.5	274140L	△	△
LS274.0070.02.10.E	0.7	0.05	2	274140L	△	△
LS274.0080.03.10.E	0.8	0.05	3	274140L	△	△
LS274.0100.03.10.E	1	0.05	3	274140L	△	△
LS274.0150.04.10.E	1.5	0.05	4	274140L	△	△
LS274.0150.06.10.E	1.5	0.05	6	274140L	△	△
LS274.0200.04.10.E	2	0.05	4	274140L	△	△
LS274.0200.06.10.E	2	0.05	6	274140L	△	△
					P	- ●
					M	● ●
					K	- ●
					N	- ●
					S	● ●
					H	- -

L

可转位刀片 Indexable insert

S274...E



R=右手型-如图
R = right hand version shown

L=左手型
L = left hand version

▲ 库存
on stock

硬质合金牌号
Carbide grades
△ 4周
4 weeks

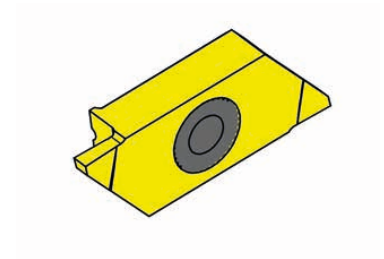
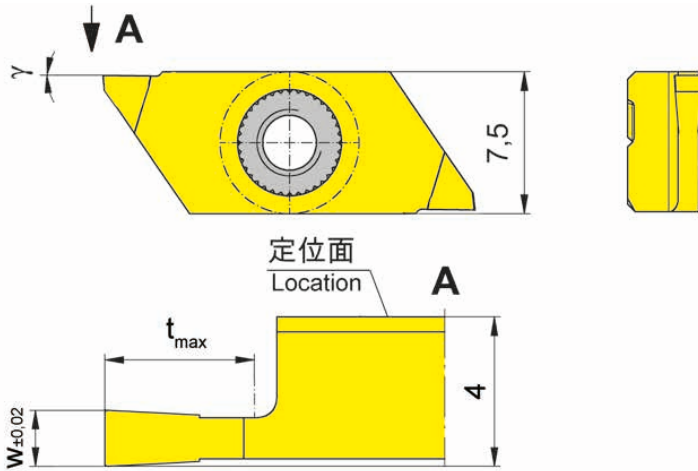
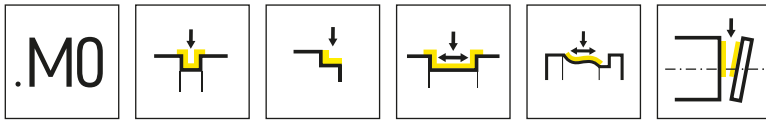
产品型号 Part number	w	t _{max}	γ	HIS	IG35	TH35
RS274.0050.01.20.E	0.5	1.5	5°	274140R	△	△
RS274.0070.02.20.E	0.7	2	5°	274140R	△	△
RS274.0080.03.20.E	0.8	3	5°	274140R	△	△
RS274.0100.03.20.E	1	3	5°	274140R	△	△
RS274.0120.03.20.E	1.2	3	5°	274140R	△	△
RS274.0150.06.20.E	1.5	6	5°	274140R	△	△
RS274.0200.04.20.E	2	4	5°	274140R	△	△
RS274.0200.06.20.E	2	6	5°	274140R	△	△
LS274.0050.01.20.E	0.5	1.5	5°	274140L	△	△
LS274.0070.02.20.E	0.7	2	5°	274140L	△	△
LS274.0080.03.20.E	0.8	3	5°	274140L	△	△
LS274.0100.03.20.E	1	3	5°	274140L	△	△
LS274.0120.03.20.E	1.2	3	5°	274140L	△	△
LS274.0150.06.20.E	1.5	6	5°	274140L	△	△
LS274.0200.04.20.E	2	4	5°	274140L	△	△
LS274.0200.06.20.E	2	6	5°	274140L	△	△

P	-	●
M	●	●
K	-	●
N	-	●
S	●	●
H	-	-



可转位刀片 Indexable insert

S274...E



R=右手型-如图
R = right hand version shown

L=左手型
L = left hand version

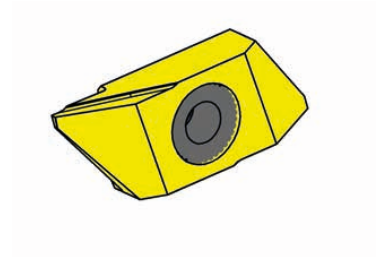
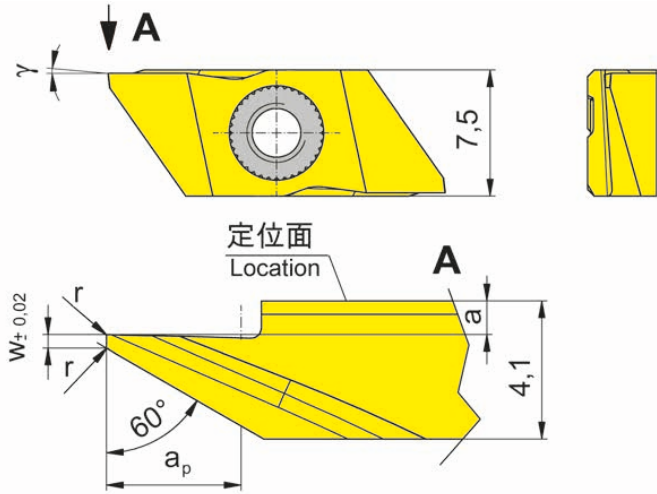
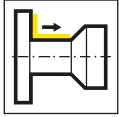
▲ 库存
on stock

硬质合金牌号
Carbide grades
▲ 4周
4 weeks

产品型号 Part number	w	t _{max}	γ	HIS	IG35	TH35
RS274.0050.01.M0.E	0.5	1.5	0°	274140R	Δ	Δ
RS274.0070.02.M0.E	0.7	2	0°	274140R	Δ	Δ
RS274.0080.03.M0.E	0.8	3	0°	274140R	Δ	Δ
RS274.0100.03.M0.E	1	3	0°	274140R	Δ	Δ
RS274.0120.03.M0.E	1.2	3	0°	274140R	Δ	Δ
RS274.0150.04.M0.E	1.5	4	0°	274140R	Δ	Δ
RS274.0150.06.M0.E	1.5	6	0°	274140R	Δ	Δ
RS274.0200.04.M0.E	2	4	0°	274140R	Δ	Δ
RS274.0200.06.M0.E	2	6	0°	274140R	Δ	Δ
LS274.0050.01.M0.E	0.5	1.5	0°	274140L	Δ	Δ
LS274.0070.02.M0.E	0.7	2	0°	274140L	Δ	Δ
LS274.0080.03.M0.E	0.8	3	0°	274140L	Δ	Δ
LS274.0100.03.M0.E	1	3	0°	274140L	Δ	Δ
LS274.0120.03.M0.E	1.2	3	0°	274140L	Δ	Δ
LS274.0150.04.M0.E	1.5	4	0°	274140L	Δ	Δ
LS274.0150.06.M0.E	1.5	6	0°	274140L	Δ	Δ
LS274.0200.04.M0.E	2	4	0°	274140L	Δ	Δ
LS274.0200.06.M0.E	2	6	0°	274140L	Δ	Δ

P	-	●
M	●	●
K	-	●
N	-	●
S	●	●
H	-	-

L



R=右手型-如图
R = right hand version shown

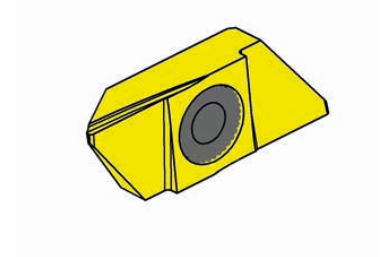
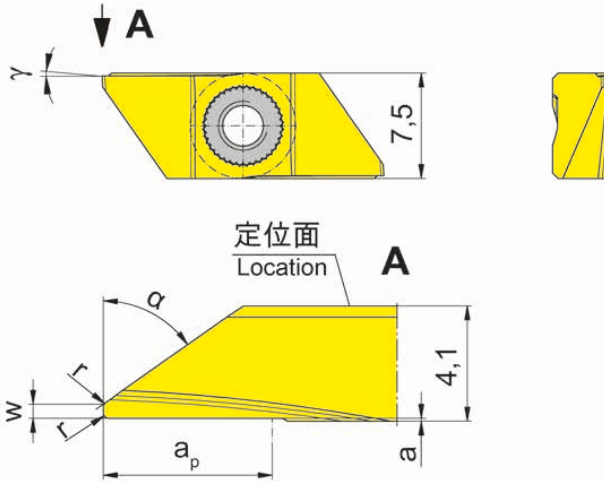
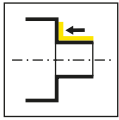
L=左手型
L = left hand version

▲ 库存
on stock

硬质合金牌号
Carbide grades
△ 4周
4 weeks

产品型号 Part number	w	r	a	γ	a _p	HIS	K10	IG35	TH35
RS274.0060.04.10.E	-	0.05	1	15°	4	274140R		△	△
RS274.0460.04.10.E	0.4	0.05	1	15°	4	274140R		△	▲
RS274.0460.04.M0.E	0.4	0.05	1	0°	4	274140R	△	△	△
RS274.0560.06.11.E	0.5	0.1	0.05	15°	6	274140R		△	▲
LS274.0060.04.10.E	-	0.05	1	15°	4	274140L		△	△
LS274.0460.04.10.E	0.4	0.05	1	15°	4	274140L		△	△
LS274.0460.04.M0.E	0.4	0.05	1	0°	4	274140L	△	△	△
LS274.0560.06.11.E	0.5	0.1	0.05	15°	6	274140L		△	△
P	●	-	●						
M	○	●	●						
K	●	-	●						
N	●	-	●						
S	○	●	●						
H	-	-	-						





R=右手型-如图
R = right hand version shown

L=左手型
L = left hand version

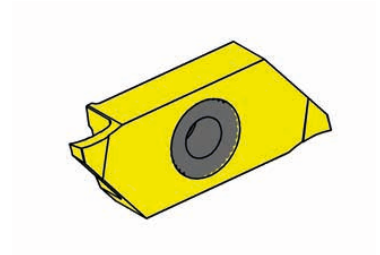
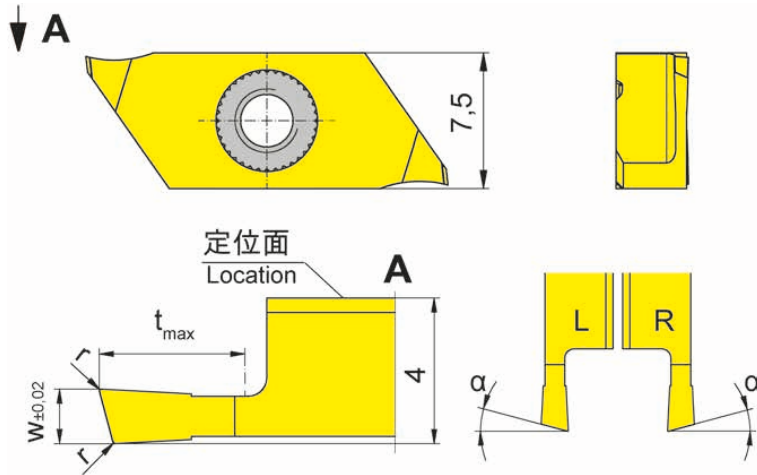
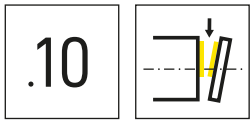
▲ 库存
on stock

硬质合金牌号
Carbide grades
▲ 4周
4 weeks

产品型号 Part number	w	r	a	γ	a_p	α	HIS	IG35	TH35
RS274.0035.04.20.E	-	0.05	0.1	5°	4	35°	274140R	Δ	Δ
RS274.0235.04.20.E	0.2	-	0.1	5°	4	35°	274140R	Δ	Δ
RS274.0535.06.20.E	0.5	0.2	0.1	5°	6	35°	274140R	Δ	Δ
RS274.0055.04.20.E	-	0.05	0.1	5°	4	55°	274140R	Δ	Δ
RS274.0255.04.20.E	0.2	-	0.1	5°	4	55°	274140R	Δ	Δ
RS274.0555.06.20.E	0.5	0.2	0.1	5°	6	55°	274140R	Δ	Δ
LS274.0035.04.20.E	-	0.05	0.1	5°	4	35°	274140L	Δ	Δ
LS274.0235.04.20.E	0.2	-	0.1	5°	4	35°	274140L	Δ	Δ
LS274.0535.06.20.E	0.5	0.2	0.1	5°	6	35°	274140L	Δ	Δ
LS274.0055.04.20.E	-	0.05	0.1	5°	4	55°	274140L	Δ	Δ
LS274.0255.04.20.E	0.2	-	0.1	5°	4	55°	274140L	Δ	Δ
LS274.0555.06.20.E	0.5	0.2	0.1	5°	6	55°	274140L	Δ	Δ
P	-	●							
M	●	●							
K	-	●							
N	-	●							
S	●	●							
H	-	-							

可转位刀片 Indexable insert

S274...E



R=右手型-如图
R = right hand version shown

L=左手型
L = left hand version

▲ 库存
on stock

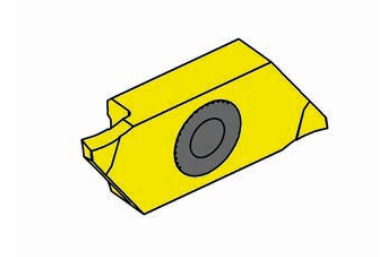
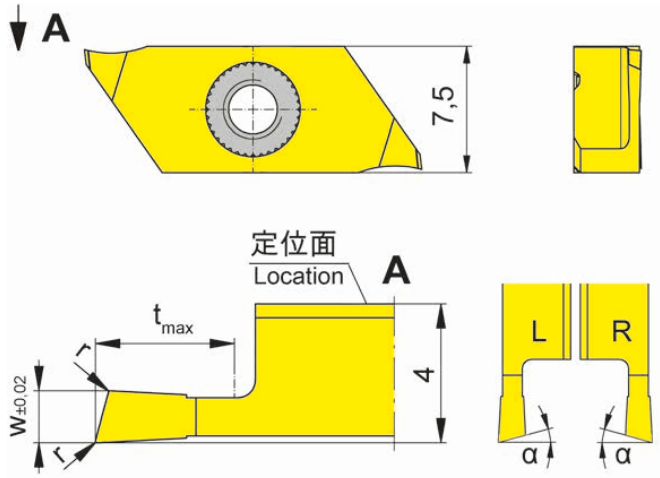
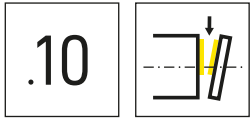
硬质合金牌号
Carbide grades
△ 4周
4 weeks

产品型号 Part number	w	r	t _{max}	α	HIS	IG35	TH35
RS274.1508.03.10.E	0.8	0.05	3	15°	274140R	△	△
RS274.1510.03.10.E	1	0.05	3	15°	274140R	△	△
RS274.1515.04.10.E	1.5	0.05	4	15°	274140R	△	△
RS274.1520.06.10.E	2	0.05	6	15°	274140R	△	△
LS274.1508.03.10.E	0.8	0.05	3	15°	274140L	△	△
LS274.1510.03.10.E	1	0.05	3	15°	274140L	△	△
LS274.1515.04.10.E	1.5	0.05	4	15°	274140L	△	△
LS274.1520.06.10.E	2	0.05	6	15°	274140L	△	△

只有当零件 $\varnothing \leq 25\text{mm}$ 时才能达到最大切深 $t_{\text{max}} 6\text{mm}$ 。
t_{max} 6 mm can be reached only with workpiece $\varnothing \leq 25\text{ mm}$.

P	-	●
M	●	●
K	-	●
N	-	●
S	●	●
H	-	-





R=右手型-如图
R = right hand version shown

L=左手型
L = left hand version

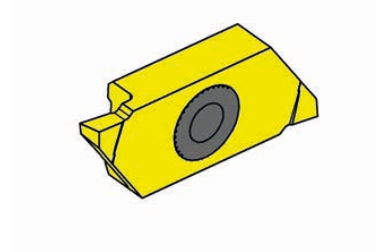
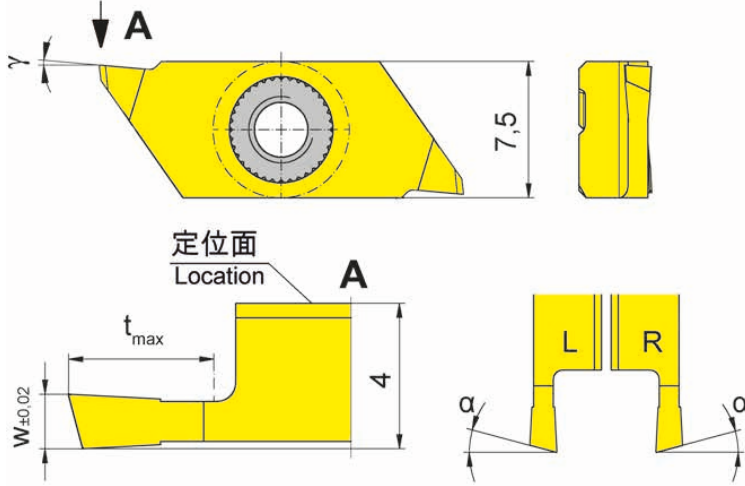
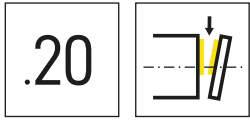
▲ 库存
on stock

硬质合金牌号
Carbide grades
△ 4周
4 weeks

产品型号 Part number	w	r	t _{max}	α	HIS	IG35	TH35
RS274.1508.03.1L.E	0.8	0.05	3	15°	274140R	△	△
RS274.1510.03.1L.E	1	0.05	3	15°	274140R	△	△
RS274.1515.04.1L.E	1.5	0.05	4	15°	274140R	△	△
RS274.1520.06.1L.E	2	0.05	6	15°	274140R	△	△
LS274.1508.03.1R.E	0.8	0.05	3	15°	274140L	△	△
LS274.1510.03.1R.E	1	0.05	3	15°	274140L	△	△
LS274.1520.06.1R.E	2	0.05	6	15°	274140L	△	△

只有当零件 $\varnothing \leq 25\text{mm}$ 时才能达到最大切深 $t_{\text{max}} 6\text{mm}$ 。
t_{max} 6 mm can be reached only with workpiece $\varnothing \leq 25\text{ mm}$.

P	-	●
M	●	●
K	-	●
N	-	●
S	●	●
H	-	-



R=右手型-如图
R = right hand version shown

L=左手型
L = left hand version

▲ 库存
on stock

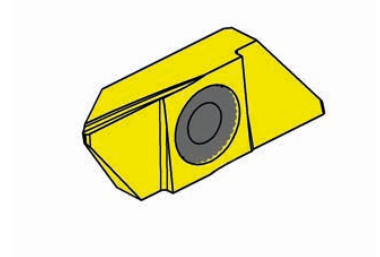
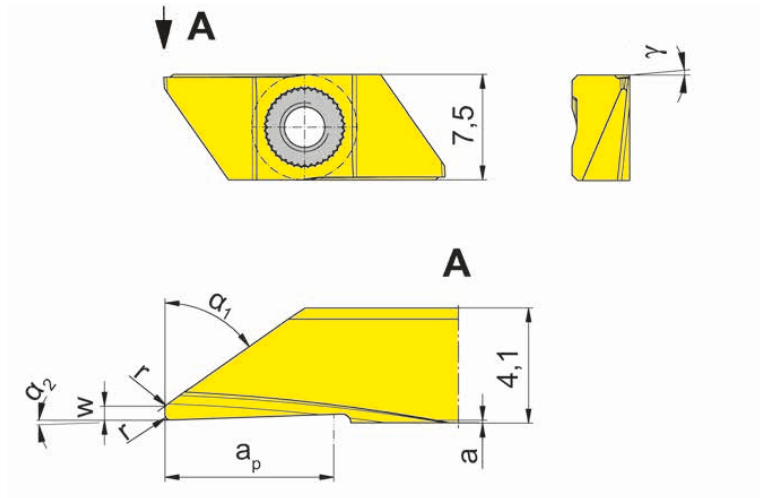
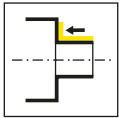
硬质合金牌号
Carbide grades
△ 4周
4 weeks

产品型号 Part number	w	t _{max}	α	γ	HIS	IG35	TH35
RS274.1515.04.20.E	1.5	4	15°	5°	274140R	△	△
RS274.1520.06.20.E	2	6	15°	5°	274140R	△	△
LS274.1515.04.20.E	1.5	4	15°	5°	274140L	△	△
LS274.1520.06.20.E	2	6	15°	5°	274140L	△	△

只有当零件 $\varnothing \leq 25\text{mm}$ 时才能达到最大切深 t_{max} 6mm。
t_{max} 6 mm can be reached only with workpiece $\varnothing \leq 25$ mm.

P	-	●
M	●	●
K	-	●
N	-	●
S	●	●
H	-	-



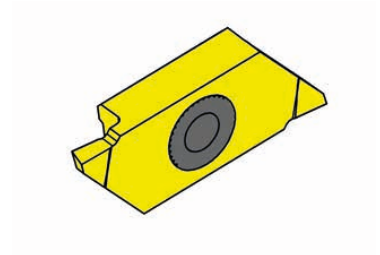
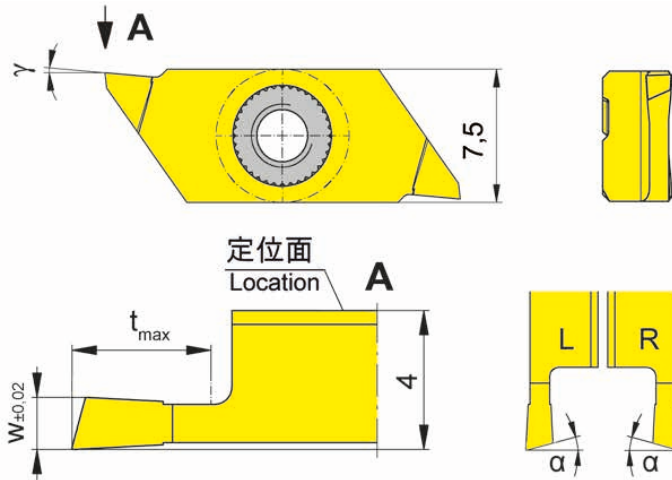
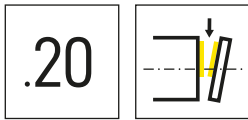


硬质合金牌号
Carbide grades

▲ 库存
on stock

△ 4周
4 weeks

产品型号 Part number	w	r	a	γ	a _p	α ₂	IG35	TH35
RS274.0035.24.20.E	-	0.05	0.1	5°	4	2°	△	△
RS274.0055.24.20.E	-	0.05	0.1	5°	4	2°	△	△
RS274.0235.24.20.E	0.2	-	0.1	5°	4	2°	△	△
RS274.0255.24.20.E	0.2	-	0.1	5°	4	2°	△	△
LS274.0035.24.20.E	-	0.05	0.1	5°	4	2°	△	△
LS274.0055.24.20.E	-	0.05	0.1	5°	4	2°	△	△
LS274.0235.24.20.E	0.2	-	0.1	5°	4	2°	△	△
LS274.0255.24.20.E	0.2	-	0.1	5°	4	2°	△	△
LS274.0535.26.20.E	0.5	0.2	0.1	5°	6	2°	△	△
LS274.0555.26.20.E	0.5	0.2	0.1	5°	6	2°	△	△
							P	- ●
							M	● ●
							K	- ●
							N	- ●
							S	● ●
							H	- -



R=右手型-如图
R = right hand version shown

L=左手型
L = left hand version

▲ 库存
on stock

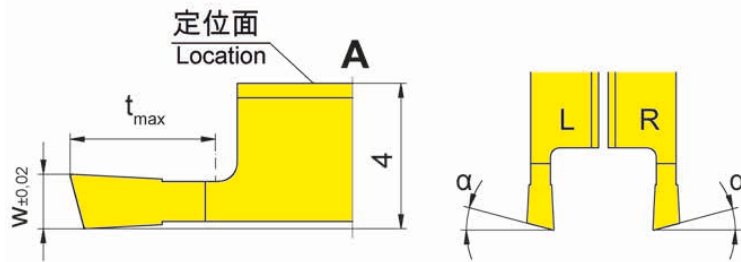
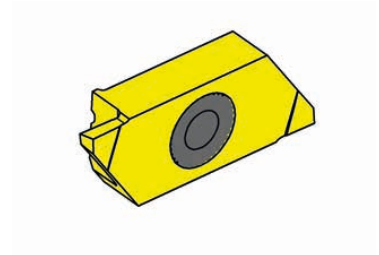
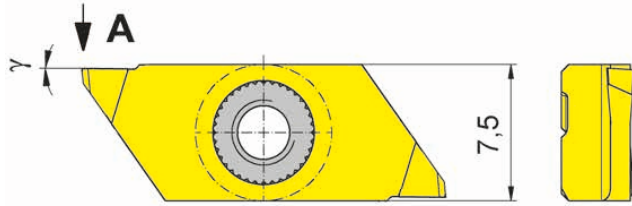
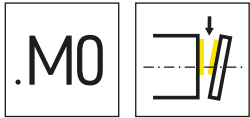
硬质合金牌号
Carbide grades
△ 4周
4 weeks

产品型号 Part number	w	t _{max}	α	γ	HIS	IG35	TH35
RS274.1515.04.2L.E	1.5	4	15°	5°	274140R	△	△
RS274.1520.06.2L.E	2	6	15°	5°	274140R	△	△
LS274.1515.04.2R.E	1.5	4	15°	5°	274140L	△	△
LS274.1520.06.2R.E	2	6	15°	5°	274140L	△	△

只有当零件 $\varnothing \leq 25\text{mm}$ 时才能达到最大切深 t_{max} 6mm。
t_{max} 6 mm can be reached only with workpiece $\varnothing \leq 25\text{ mm}$.

P	-	●
M	●	●
K	-	●
N	-	●
S	●	●
H	-	-





R=右手型-如图
R = right hand version shown

L=左手型
L = left hand version

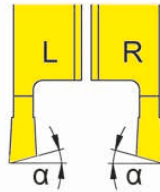
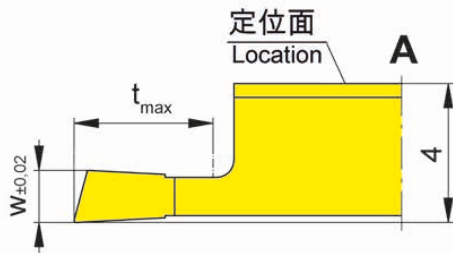
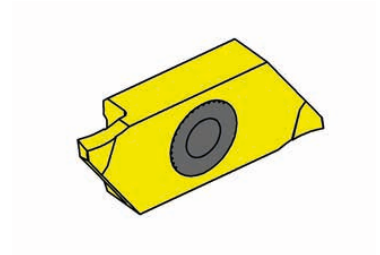
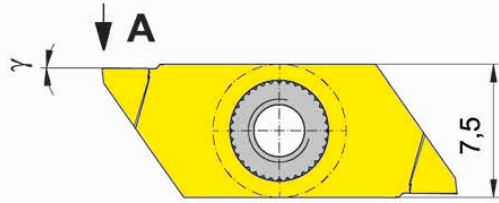
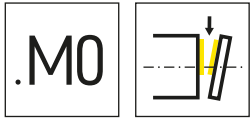
▲ 库存
on stock

硬质合金牌号
Carbide grades
△ 4周
4 weeks

产品型号 Part number	w	t _{max}	α	γ	HIS	IG35	TH35
RS274.1508.03.M0.E	0.8	3	15°	0°	274140R	△	△
RS274.1510.03.M0.E	1	3	15°	0°	274140R	△	△
RS274.1515.04.M0.E	1.5	4	15°	0°	274140R	△	△
RS274.1520.06.M0.E	2	6	15°	0°	274140R	△	△
LS274.1508.03.M0.E	0.8	3	15°	0°	274140L	△	△
LS274.1510.03.M0.E	1	3	15°	0°	274140L	△	△
LS274.1515.04.M0.E	1.5	4	15°	0°	274140L	△	△
LS274.1520.06.M0.E	2	6	15°	0°	274140L	△	△

只有当零件 $\varnothing \leq 25\text{mm}$ 时才能达到最大切深 $t_{\text{max}} 6\text{mm}$ 。
t_{max} 6 mm can be reached only with workpiece $\varnothing \leq 25\text{ mm}$.

P	-	●
M	●	●
K	-	●
N	-	●
S	●	●
H	-	-



R=右手型-如图
R = right hand version shown

L=左手型
L = left hand version

▲ 库存
on stock

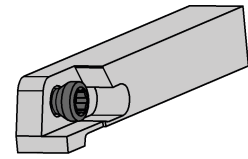
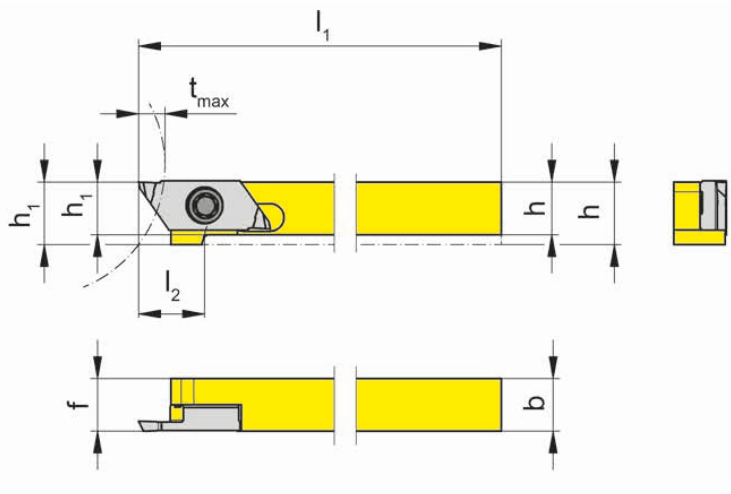
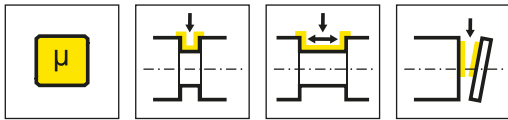
硬质合金牌号
Carbide grades
△ 4周
4 weeks

产品型号 Part number	w	t _{max}	α	γ	HIS	IG35	TH35
RS274.1508.03.ML.E	0.8	3	15°	0°	274140R		△
RS274.1510.03.ML.E	1	3	15°	0°	274140R		△
RS274.1515.04.ML.E	1.5	4	15°	0°	274140R		△
RS274.1520.06.ML.E	2	6	15°	0°	274140R		△
LS274.1508.03.MR.E	0.8	3	15°	0°	274140L	△	
LS274.1510.03.MR.E	1	3	15°	0°	274140L	△	△
LS274.1515.04.MR.E	1.5	4	15°	0°	274140L		△
LS274.1520.06.MR.E	2	6	15°	0°	274140L	△	△

只有当零件 $\varnothing \leq 25\text{mm}$ 时才能达到最大切深 $t_{\text{max}} 6\text{mm}$ 。
t_{max} 6 mm can be reached only with workpiece $\varnothing \leq 25\text{ mm}$.

P	-	●
M	●	●
K	-	●
N	-	●
S	●	●
H	-	-





R=右手型-如图
R = right hand version shown

L=左手型
L = left hand version

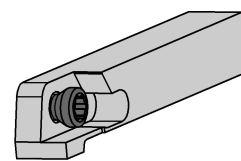
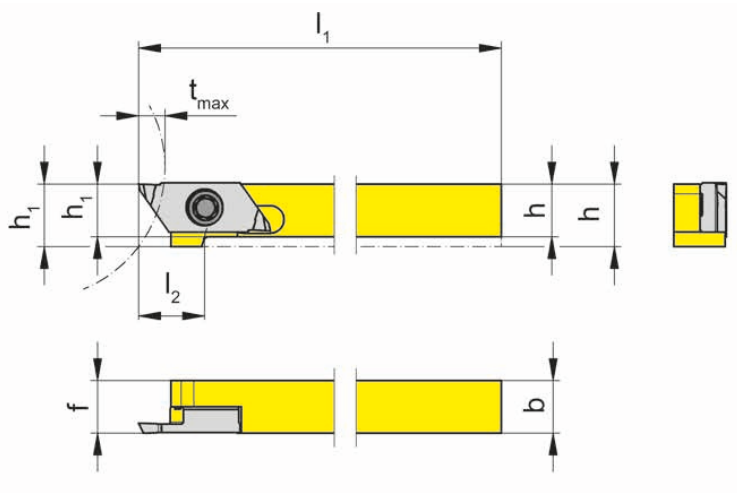
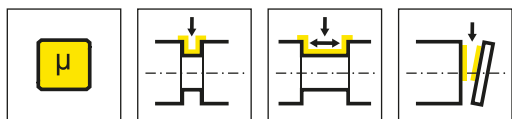
产品型号 Part number	h	b	l ₁	l ₂	h ₁	f	t _{max}	HWS
RH274.0808.SF.04	8	8	100	10	9.5	8	6	274040R
RH274.1010.SF.04	10	10	100	-	10	10	6	274040R
RH274.1212.SF.04	12	12	100	-	12	12	6	274040R

刀柄尺寸为 8 x 8 mm 时，刀柄头部偏置。
For shank dimension 8 x 8 mm toolholder with offset at the head.

L

配件
Spare Parts

刀杆 Toolholder	锁紧螺钉 Clamping Screw	TORX PLUS® 扳手 TORX PLUS® Wrench
RH274...	030.350P.0852	T15PQ



R=右手型-如图
R = right hand version shown

L=左手型
L = left hand version

产品型号 Part number	h	b	l ₁	l ₂	h ₁	f	t _{max}	HWS
RH274.0808.SF.S4	8	8	100	10	9.5	8	6	274040R
RH274.1010.SF.S4	10	10	100	-	10	10	6	274040R
RH274.1212.SF.S4	12	12	100	-	12	12	6	274040R

刀杆材质: 钨基合金—良好的抗振性能
Material of shank: tungsten alloy (giving good vibration resistance)

刀柄尺寸为 8 x 8 mm 时, 刀柄头部偏置。
For shank dimension 8 x 8 mm toolholder with offset at the head.

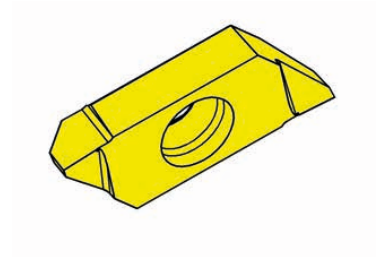
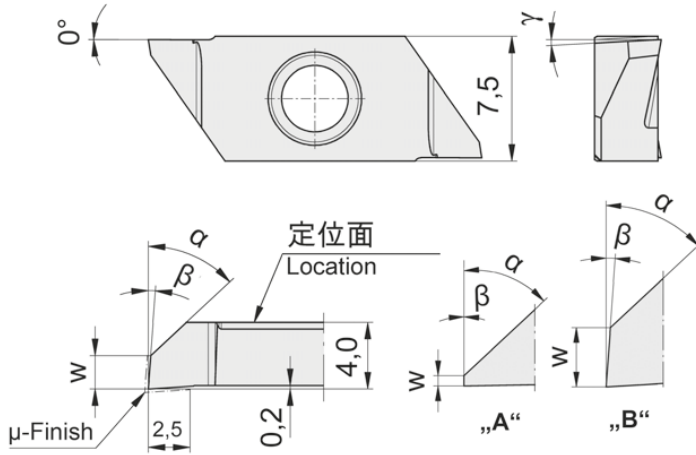
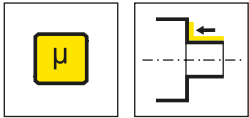
配件
Spare Parts

刀杆 Toolholder	锁紧螺钉 Clamping Screw	TORX PLUS® 扳手 TORX PLUS® Wrench
RH274...	030.350P.0852	T15PQ



可转位刀片 Indexable insert

S274...SF



R=右手型-如图
R = right hand version shown

L=左手型
L = left hand version

硬质合金牌号
Carbide grades

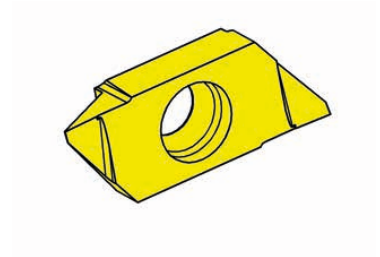
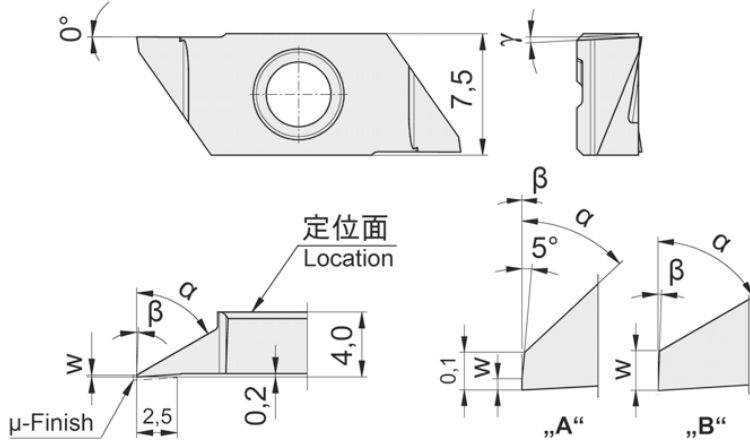
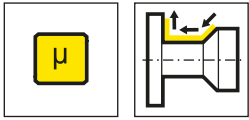
▲ 库存
on stock

△ 4周
4 weeks

产品型号 Part number	w	γ	α	形式 Form	β	HIS		MG12	AC25	AC2P	ES15	ES1P
RS274.0547.04.SF	0.05	0°	47°	A	0°	274040R			Δ		▲	Δ
RS274.2047.03.SF	0.05	0°	47°	A	0°	274040R					▲	Δ
LS274.2047.03.SF	0.05	0°	47°	A	0°	274040L		Δ		Δ	Δ	Δ
							P	○	●	●	●	●
							M	-	○	○	●	●
							K	-	-	-	○	○
							N	-	-	-	-	-
							S	-	-	-	-	-
							H	-	-	-	-	-

可转位刀片 Indexable insert

S274...SF



R=右手型-如图
R = right hand version shown

L=左手型
L = left hand version

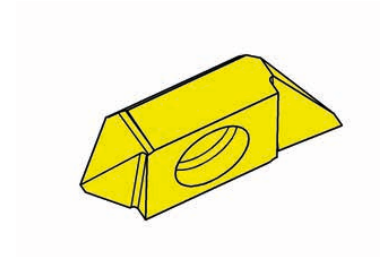
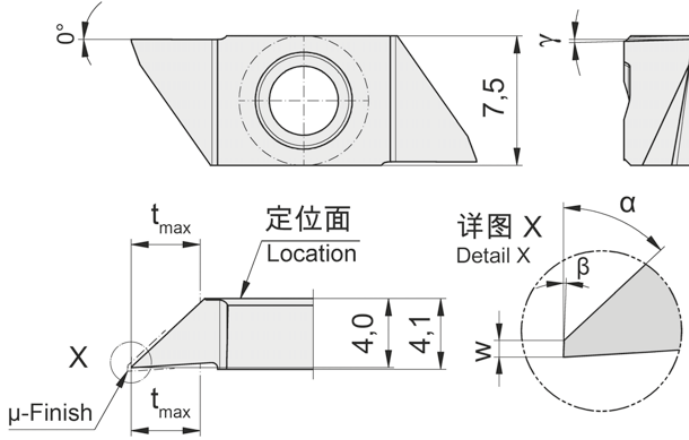
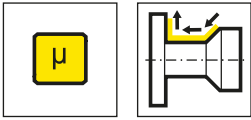
硬质合金牌号
Carbide grades
▲ 库存
on stock
△ 4周
4 weeks

产品型号 Part number	w	γ	α	形式 Form	β	HIS		MG12	AC25	AC2P	ES15	ES1P
RS274.0147.04.SF	0,03	0°	47°	A	0°	274040R			Δ	Δ	Δ	Δ
RS274.0160.03.SF	0,105	3°	60°	B	2°	274040R		Δ	Δ	Δ	Δ	Δ
LS274.0160.03.SF	0.105	3°	60°	B	2°	274040L			Δ	Δ	Δ	Δ
							P	o	•	•	•	•
							M	-	o	o	•	•
							K	-	-	-	o	o
							N	-	-	-	-	-
							S	-	-	-	-	-
							H	-	-	-	-	-



可转位刀片

Indexable insert

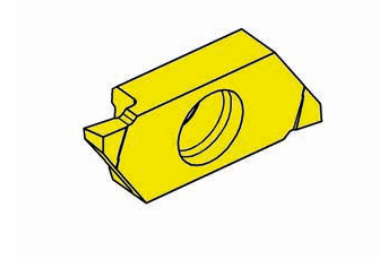
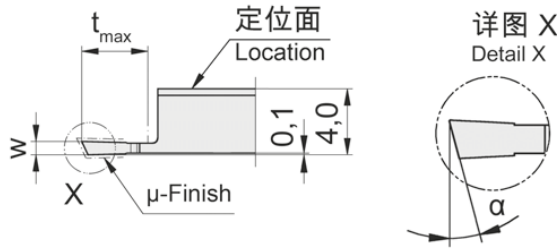
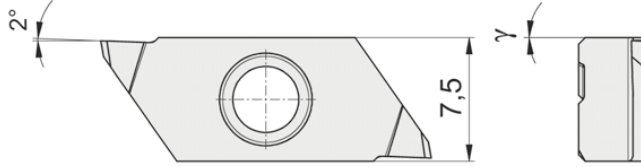
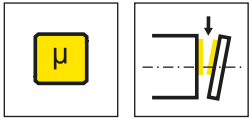


R=右手型-如图
R = right hand version shown

Bestellnummer Part number	w	t _{max}	γ	α	β	HIS	AC25	ES15	ES1P
RS274.0247.04.SF	0,025	4	1,5°	47°	2°	274040R	Δ	▲	Δ
							P	●	●
							M	○	●
							K	-	○
							N	-	-
							S	-	-
							H	-	-

可转位刀片 Indexable insert

S274



R=右手型-如图
R = right hand version shown

L=左手型
L = left hand version

▲ 库存 on stock
▲ 4周 4 weeks
硬质合金牌号
Carbide grades

产品型号 Part number	w	t _{max}	α	γ	HIS	MG12	AC25	AC2P	ES15	ES1P
RS274.2508.04.SF	0.8	4	25°	0°	274040R	Δ		Δ	Δ	Δ
RS274.2509.04.SF	0.9	4	25°	0°	274040R			Δ	Δ	Δ
RS274.2510.04.SF	1	4	25°	0°	274040R				▲	Δ
RS274.2510.06.SF	1	6	25°	0°	274040R			Δ	Δ	Δ
RS274.2512.06.SF	1.2	6	25°	0°	274040R		Δ	Δ	Δ	Δ
RS274.2515.06.SF	1.5	6	25°	0°	274040R		Δ	Δ	Δ	Δ
LS274.2508.04.SF	0.8	4	25°	0°	274040L	Δ			Δ	Δ

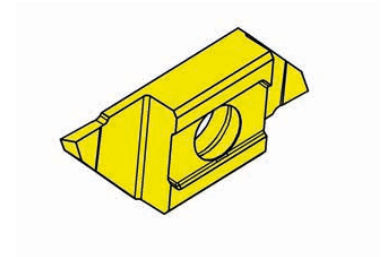
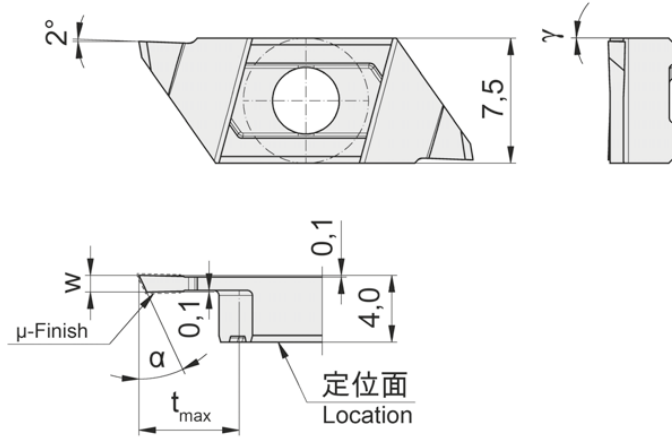
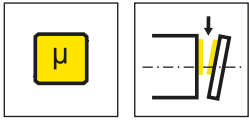
只有当零件 $\varnothing \leq 25\text{mm}$ 时才能达到最大切深 $t_{\text{max}} 6\text{mm}$ 。
t_{max} 6 mm can be reached only with workpiece $\varnothing \leq 25\text{ mm}$.

P	○	●	●	●	●
M	-	○	○	●	●
K	-	-	-	○	○
N	-	-	-	-	-
S	-	-	-	-	-
H	-	-	-	-	-



可转位刀片 Indexable insert

S274



L=左手型-如图
L = left hand version shown

硬质合金牌号
Carbide grades

▲ 库存
on stock

△ 4周
4 weeks

产品型号 Part number	w	t _{max}	α	γ	HIS	AC25	AC2P	ES15	ES1P
LS274.2508.04.SF.R	0.8	4	25°	0°	274040L		△	△	△
LS274.2509.04.SF.R	0.9	4	25°	0°	274040L	△	△	△	△
LS274.2510.06.SF.R	1	6	25°	0°	274040L	△	△	△	△
LS274.2512.06.SF.R	1.2	6	25°	0°	274040L	△		△	△
LS274.2515.06.SF.R	1.5	6	25°	0°	274040L	△	△	▲	△

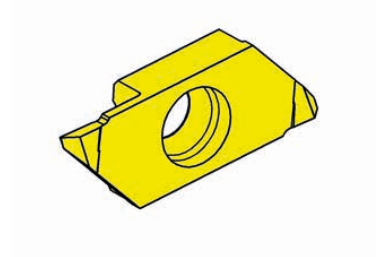
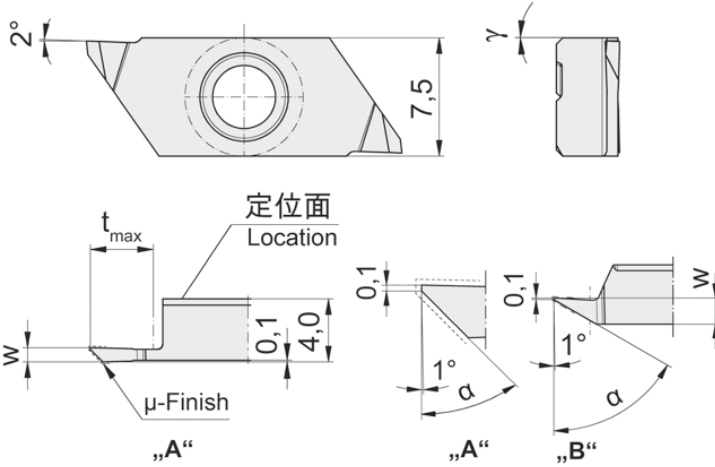
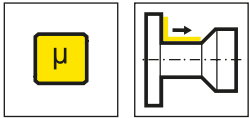
只有当零件 $\varnothing \leq 25\text{mm}$ 时才能达到最大切深 $t_{\text{max}} 6\text{mm}$ 。
t_{max} 6 mm can be reached only with workpiece $\varnothing \leq 25\text{ mm}$.

P	●	●	●	●
M	○	○	●	●
K	-	-	○	○
N	-	-	-	-
S	-	-	-	-
H	-	-	-	-

L

可转位刀片 Indexable insert

S274...SF



R=右手型-如图
R = right hand version shown

L=左手型
L = left hand version

硬质合金牌号
Carbide grades
▲ 库存
on stock
△ 4周
4 weeks

产品型号 Part number	w	t _{max}	α	γ	形式 Form	HIS	MG12	AC25	AC2P	ES15	ES1P
RS274.4508.04.SF	0.8	4	45°	0°	A	274040R			△	△	△
RS274.4509.04.SF	0.9	4	45°	0°	A	274040R			△	▲	△
RS274.4510.06.SF	1	6	45°	0°	A	274040R			△	▲	△
RS274.4512.06.SF	1.2	6	45°	0°	A	274040R				△	△
RS274.6015.02.SF	1.8	2.5	60°	0°	B	274040R		△	△	▲	△
RS274.7010.02.SF	1.2	2.5	70°	0°	B	274040R			△	△	△
LS274.4509.04.SF	0.9	4	45°	0°	A	274040L	△	△		△	△

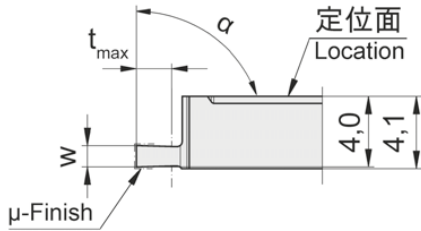
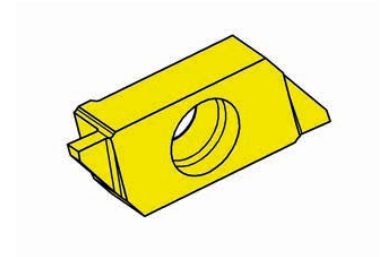
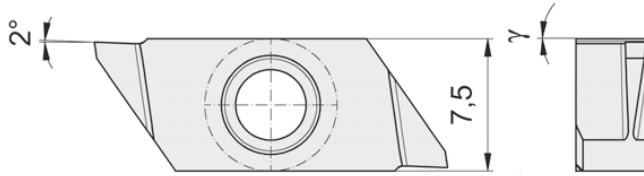
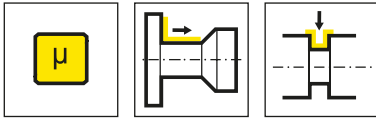
只有当零件 $\varnothing \leq 25\text{mm}$ 时才能达到最大切深 $t_{\text{max}} 6\text{mm}$ 。
t_{max} 6 mm can be reached only with workpiece $\varnothing \leq 25\text{ mm}$.

P	○	●	●	●	●
M	-	○	○	●	●
K	-	-	-	○	○
N	-	-	-	-	-
S	-	-	-	-	-
H	-	-	-	-	-



可转位刀片 Indexable insert

S274...SF



R=右手型-如图
R = right hand version shown

硬质合金牌号
Carbide grades

▲ 库存
on stock

△ 4周
4 weeks

产品型号 Part number	w	t _{max}	γ	HIS	AC25	AC2P	ES15	ES1P
RS274.0005.01.SF	0.5	1	0°	274040R			▲	△
RS274.0010.02.SF	1	2	0°	274040R			▲	△
RS274.0012.02.SF	1.2	2	0°	274040R		△	△	△
RS274.0015.03.SF	1.5	3	0°	274040R	△		△	△
RS274.0020.03.SF	2	3	0°	274040R	△	△	△	△
					P	●	●	●
					M	○	○	●
					K	-	-	○
					N	-	-	-
					S	-	-	-
					H	-	-	-

S32T



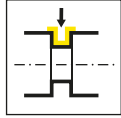
刀杆和刀片

Toolholder and Inserts

槽型及进给
Geometries and feed rates

页/Page
363

刀杆
Toolholder
H32T

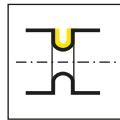


页/Page
364

可转位刀片
Indexable insert
S32T



页/Page
365-366



页/Page
367



页/Page
368

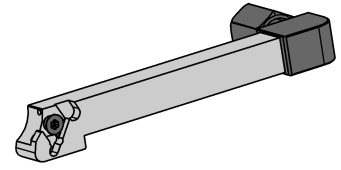
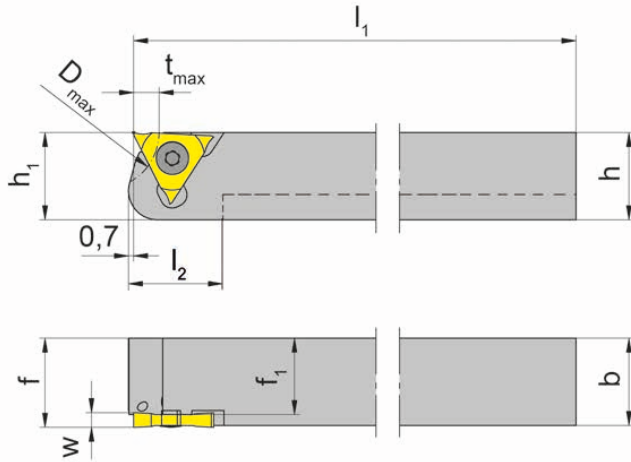
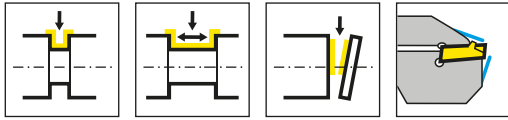


页/Page
369

槽型及进给

Geometries and feed rates

槽型 Geometry	材料 Material	进给 f [mm/U] Feed rate f [mm/rev]	加工方式 Machining
.10	<div style="display: flex; flex-wrap: wrap; justify-content: space-around;"> <div style="border: 1px solid black; padding: 2px; margin: 2px;">P</div> <div style="border: 1px solid black; padding: 2px; margin: 2px;">M</div> <div style="border: 1px solid black; padding: 2px; margin: 2px;">K</div> <div style="border: 1px solid black; padding: 2px; margin: 2px;">N</div> <div style="border: 1px solid black; padding: 2px; margin: 2px;">S</div> <div style="border: 1px solid black; padding: 2px; margin: 2px;">H</div> </div>	<p>↓ 0.05-0.15</p>	
.P	<div style="display: flex; flex-wrap: wrap; justify-content: space-around;"> <div style="border: 1px solid black; padding: 2px; margin: 2px;">P</div> <div style="border: 1px solid black; padding: 2px; margin: 2px;">M</div> <div style="border: 1px solid black; padding: 2px; margin: 2px;">K</div> <div style="border: 1px solid black; padding: 2px; margin: 2px;">N</div> <div style="border: 1px solid black; padding: 2px; margin: 2px;">S</div> <div style="border: 1px solid black; padding: 2px; margin: 2px;">H</div> </div>	<p>↓ 0.02-0.08</p> <p>↔ 0.02-0.04</p>	



R=右手型-如图
R = right hand version shown

L=左手型
L = left hand version

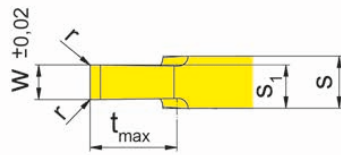
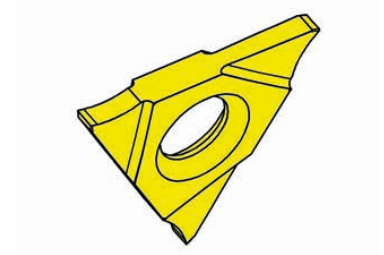
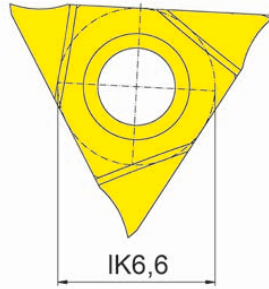
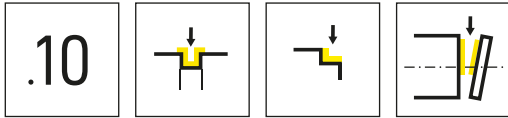
产品型号 Part number	h	b	l ₁	l ₂	h ₁	f ₁	f	D _{max}	t _{max}	HWS
RH32T.0808.6.10.IK	8	8	100	13	8	6.5	f ₁ +s ₁	15.5	3.5	32T01N • 32T01R
RH32T.0808.6.20.IK	8	8	100	13	8	6	f ₁ +s ₁	15.5	3.5	32T02N • 32T02R
RH32T.1010.6.10.IK	10	10	100	-	10	8.5	f ₁ +s ₁	15.5	3.5	32T01N • 32T01R
RH32T.1010.6.20.IK	10	10	100	-	10	8	f ₁ +s ₁	15.5	3.5	32T02N • 32T02R
RH32T.1212.6.10.IK	12	12	100	-	12	10.5	f ₁ +s ₁	15.5	3.5	32T01N • 32T01R
RH32T.1212.6.20.IK	12	12	100	-	12	10	f ₁ +s ₁	15.5	3.5	32T02N • 32T02R
RH32T.1616.6.10.IK	16	16	125	-	16	14.5	f ₁ +s ₁	15.5	3.5	32T01N • 32T01R
RH32T.1616.6.20.IK	16	16	125	-	16	14	f ₁ +s ₁	15.5	3.5	32T02N • 32T02R
LH32T.0808.6.10.IK	8	8	100	13	8	6.5	f ₁ +s ₁	15.5	3.5	32T01N • 32T01L
LH32T.0808.6.20.IK	8	8	100	13	8	6	f ₁ +s ₁	15.5	3.5	32T02N • 32T02L
LH32T.1010.6.10.IK	10	10	100	-	10	8.5	f ₁ +s ₁	15.5	3.5	32T01N • 32T01L
LH32T.1010.6.20.IK	10	10	100	-	10	8	f ₁ +s ₁	15.5	3.5	32T02N • 32T02L
LH32T.1212.6.10.IK	12	12	100	-	12	10.5	f ₁ +s ₁	15.5	3.5	32T01N • 32T01L
LH32T.1212.6.20.IK	12	12	100	-	12	10	f ₁ +s ₁	15.5	3.5	32T02N • 32T02L
LH32T.1616.6.10.IK	16	16	125	-	16	14.5	f ₁ +s ₁	15.5	3.5	32T01N • 32T01L
LH32T.1616.6.20.IK	16	16	125	-	16	14	f ₁ +s ₁	15.5	3.5	32T02N • 32T02L

w, s1 见刀片
w, s1 see indexable inserts

刀柄尺寸为 8 x 8 mm 时，刀柄头部偏置。
For shank dimension 8 x 8 mm toolholder with offset at the head.

配件
Spare Parts

刀杆 Toolholder	锁紧螺钉 Clamping Screw	TORX PLUS®扳手 TORX PLUS® Wrench	冷却液供应 Coolant supply	螺钉 Screw Plug
R/LH32T.0808.6...	030.2507.T7P	T7PL		
R/LH32T....	030.2507.T7P	T7PL	004.00.22	
R/LH32T.1616.6...	030.2507.T7P	T7PL	004.00.16	18.908

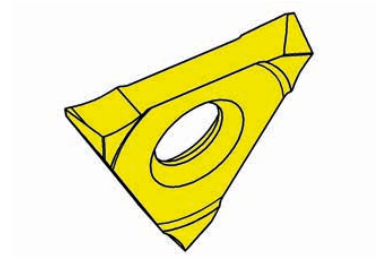
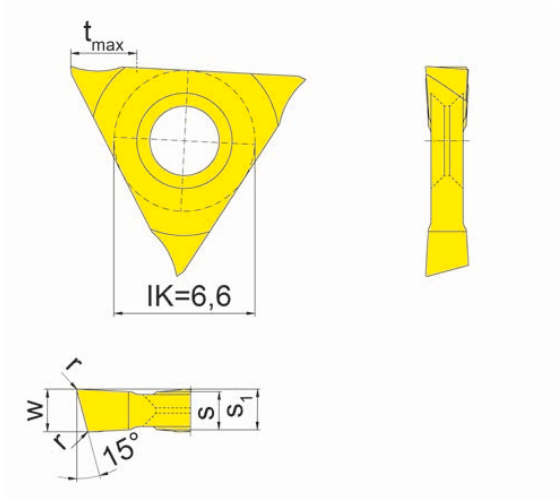
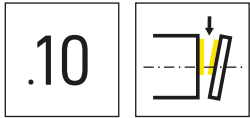


硬质合金牌号
Carbide grades

▲ 库存
on stock

△ 4周
4 weeks

产品型号 Part number	w	r	s	s ₁	t _{max}	HIS	EG35	EG55
S32T.0050.00	0.5	0.05	1.5	1	1.5	32T01N	▲	
S32T.0070.00	0.7	0.05	1.5	1.1	2	32T01N	▲	
S32T.0080.00	0.8	0.05	1.5	1.15	2.5	32T01N	▲	
S32T.0100.00	1	0.05	1.5	1.25	2.5	32T01N		▲
S32T.0120.00	1.2	0.05	1.5	1.35	2.5	32T01N		▲
S32T.0150.00	1.5	0.05	1.5	1.5	2.5	32T01N		▲
S32T.0200.00	2	0.05	1.5	1.75	3.5	32T01N		▲
S32T.0250.00	2.5	0.05	2	2.25	3.5	32T02N		▲
							P ● ●	
							M ● ○	
							K ○ ○	
							N - -	
							S - -	
							H - -	



R=右手型-如图
R = right hand version shown

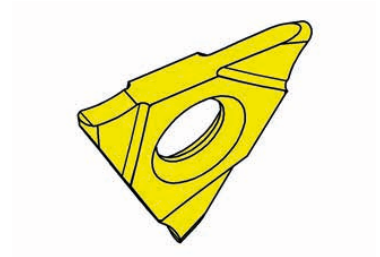
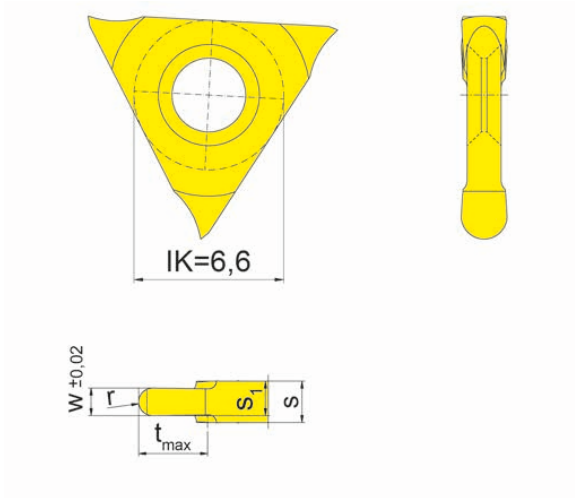
L=左手型
L = left hand version

▲ 库存
on stock

硬质合金牌号
Carbide grades

△ 4周
4 weeks

产品型号 Part number	w	r	s	s ₁	t _{max}	HIS	EG55
RS32T.1520.10	2	0.05	1.5	1.75	3.5	32T01N	▲
LS32T.1520.10	2	0.05	1.5	1.75	3.5	32T01N	▲
							P ●
							M ○
							K ○
							N -
							S -
							H -

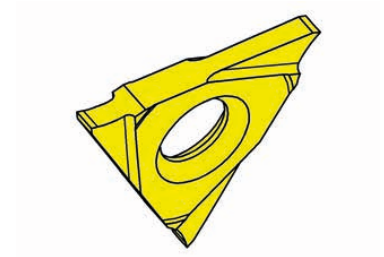
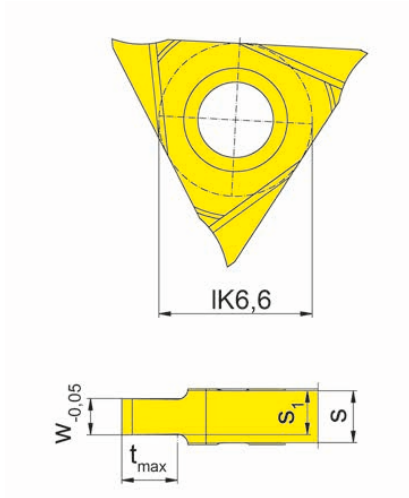
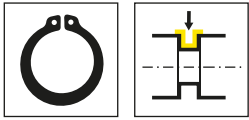


硬质合金牌号
Carbide grades

▲ 库存
on stock

△ 4周
4 weeks

产品型号 Part number	w	s	s ₁	t _{max}	r	HIS	EG35	EG55
S32T.0050.25	0.5	1.5	1	1.5	0.25	32T01N	▲	
S32T.0100.50	1	1.5	1.25	2.5	0.5	32T01N		▲
S32T.0200.10	2	1.5	1.75	3.5	1	32T01N		▲
							P	● ●
							M	● ●
							K	● ●
							N	- -
							S	- -
							H	- -

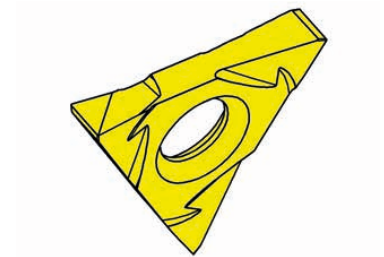
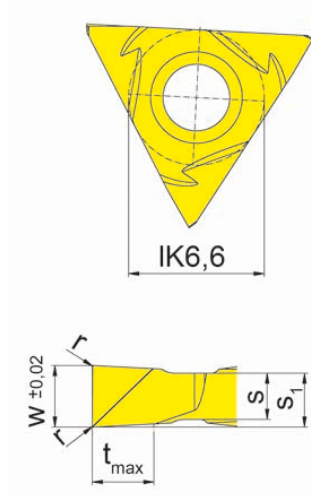
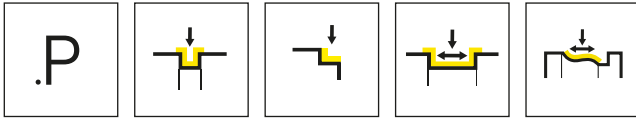


硬质合金牌号
Carbide grades

▲ 库存
on stock

△ 4周
4 weeks

产品型号 Part number	w	Nw	s	s ₁	t _{max}	HIS	EG35	EG55
S32T.0034.01.00	0.41	0.34	1.5	0.94	0.6	32T01N	△	
S32T.0044.01.00	0.51	0.44	1.5	0.99	0.7	32T01N	△	
S32T.0050.01.00	0.57	0.5	1.5	1.02	0.7	32T01N	▲	
S32T.0060.01.00	0.67	0.6	1.5	1.07	0.8	32T01N	▲	
S32T.0070.01.00	0.77	0.7	1.5	1.12	1.1	32T01N	▲	
S32T.0080.01.00	0.87	0.8	1.5	1.17	1.2	32T01N	▲	
S32T.0090.01.00	0.97	0.9	1.5	1.22	1.4	32T01N	▲	
S32T.0100.01.00	1.07	1	1.5	1.27	1.6	32T01N		▲
S32T.0110.01.00	1.24	1.1	1.5	1.36	1.6	32T01N		▲
S32T.0130.01.00	1.44	1.3	1.5	1.46	2	32T01N		▲
S32T.0160.01.00	1.74	1.6	1.5	1.61	3	32T01N		▲
S32T.0185.01.00	1.99	1.85	1.5	1.73	3	32T01N		▲
S32T.0215.01.00	2.29	2.15	2	2.13	3	32T02N		▲
							P	● ●
							M	● ○
							K	○ ○
							N	- -
							S	- -
							H	- -




R=右手型-如图
R = right hand version shown

L=左手型
L = left hand version

硬质合金牌号
Carbide grades
▲ 库存
on stock
△ 4周
4 weeks

产品型号 Part number	w	r	s	s ₁	t _{max}	HIS	EG55
RS32T.0150.P0	1.5	0.05	1.5	1.7	2	32T01R	▲
RS32T.0200.P0	2	0.05	1.5	1.75	2	32T01R	▲
RS32T.0250.P0	2.5	0.1	2	2.25	2	32T02R	▲
LS32T.0150.P0	1.5	0.05	1.5	1.7	2	32T01L	▲
LS32T.0200.P0	2	0.05	1.5	1.75	2	32T01L	▲
LS32T.0250.P0	2.5	0.1	2	2.25	2	32T02L	▲
							P ●
							M ○
							K ○
							N -
							S -
							H -



S34T



刀杆和刀片

槽宽2 - 5 mm

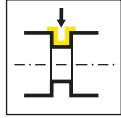
Toolholder and Inserts

Width of groove 2 - 5 mm

槽型及进给
Geometries and feed rates

页/Page
373

刀杆
Toolholder
H34T



页/Page
374-376


可转位刀片
Indexable insert
S34T




页/Page
377



页/Page
378



页/Page
379



页/Page
380


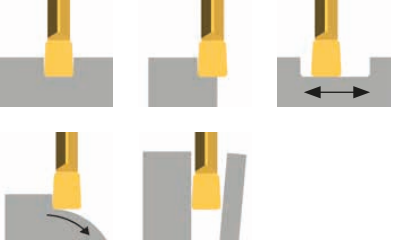





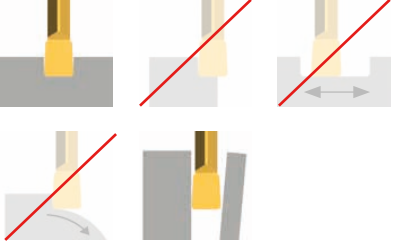


刀片
Insert
S34T

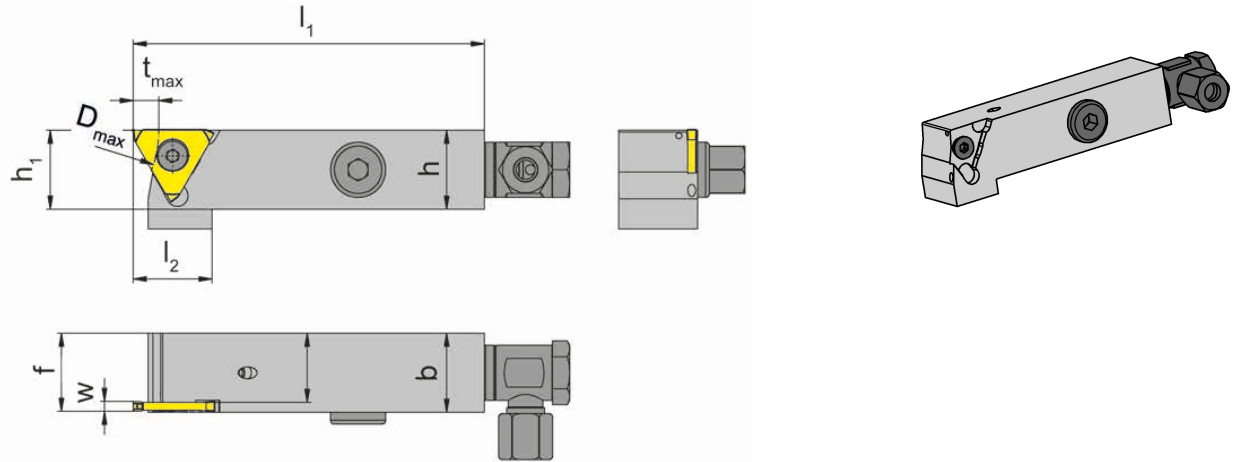
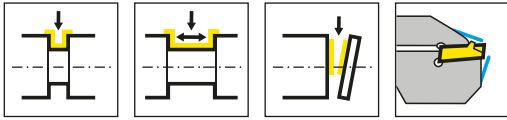


页/Page
381

槽型及进给

Geometries and feed rates

槽型 Geometry	材料 Material	进给 f [mm/U] Feed rate f [mm/rev]	加工方式 Machining						
	<table border="1"> <tr> <td>P</td> <td>M</td> <td>K</td> </tr> <tr> <td>N</td> <td>S</td> <td>H</td> </tr> </table>	P	M	K	N	S	H	<p>↓ 0.15-0.25</p> <p>↔ 0.15-0.40</p>	
P	M	K							
N	S	H							
	<table border="1"> <tr> <td>P</td> <td>M</td> <td>K</td> </tr> <tr> <td>N</td> <td>S</td> <td>H</td> </tr> </table>	P	M	K	N	S	H	<p>↓ 0.10-0.45</p> <p>↔ 0.15-0.60</p>	
P	M	K							
N	S	H							
	<table border="1"> <tr> <td>P</td> <td>M</td> <td>K</td> </tr> <tr> <td>N</td> <td>S</td> <td>H</td> </tr> </table>	P	M	K	N	S	H	<p>↓ 0.03-0.15</p> <p>↔ 0.05-0.20</p>	
P	M	K							
N	S	H							
	<table border="1"> <tr> <td>P</td> <td>M</td> <td>K</td> </tr> <tr> <td>N</td> <td>S</td> <td>H</td> </tr> </table>	P	M	K	N	S	H	<p>↓ 0.02-0.08</p>	
P	M	K							
N	S	H							
	<table border="1"> <tr> <td>P</td> <td>M</td> <td>K</td> </tr> <tr> <td>N</td> <td>S</td> <td>H</td> </tr> </table>	P	M	K	N	S	H	<p>↓ 0.02-0.10</p> <p>↔ 0.0015-0.07</p>	
P	M	K							
N	S	H							



产品型号 Part number	h	b	l ₁	l ₂	h ₁	f ₁	f	D _{max}	t _{max}	HWS
RH34T.1212.6.00.IK	12	12	74	20	21	11.2	f ₁ +w-a ₁	60	6.5	34T00R
RH34T.1616.6.00.IK	16	16	74	20	21	15.2	f ₁ +w-a ₁	60	6.5	34T00R
RH34T.2020.4.00.IK	20	20	89	20	20	19.1	f ₁ +w-a ₁	60	6.5	34T00R
RH34T.2020.6.00.IK	20	20	89	20	25	19.2	f ₁ +w-a ₁	60	6.5	34T00R
LH34T.1212.6.00.IK	12	12	74	20	21	11.2	f ₁ +w-a ₁	60	6.5	34T00L
LH34T.1616.6.00.IK	16	16	74	20	21	15.2	f ₁ +w-a ₁	60	6.5	34T00L
LH34T.2020.4.00.IK	20	20	89	20	20	19.1	f ₁ +w-a ₁	60	6.5	34T00L
LH34T.2020.6.00.IK	20	20	89	20	25	19.2	f ₁ +w-a ₁	60	6.5	34T00L

注意事项:

...6.00.IK = 通过螺纹孔提供内冷

...4.00.IK = 通过VDI腰型孔提供内冷

Note:

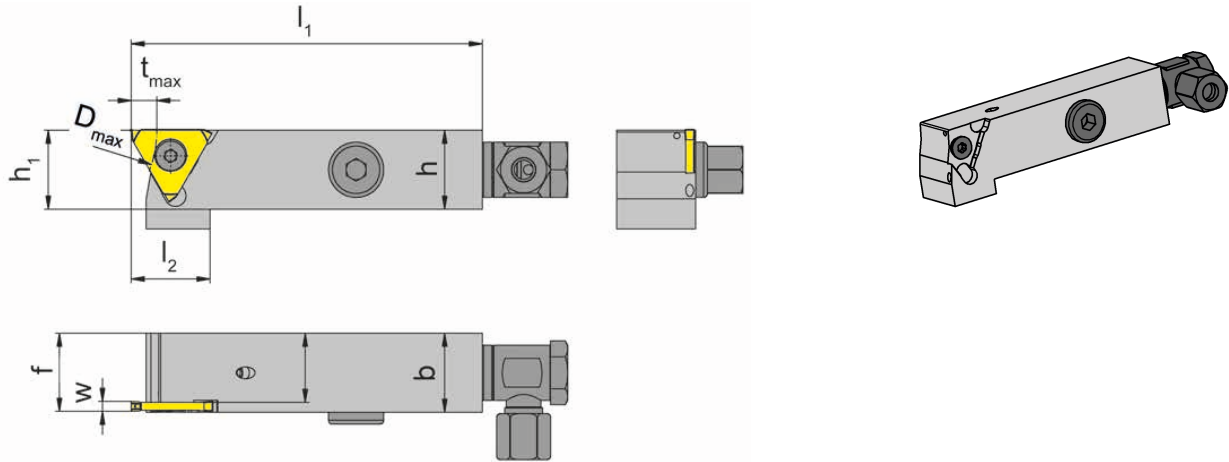
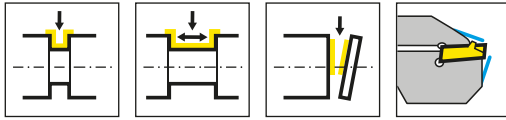
...6.00.IK = Coolant through coolant supply

...4.00.IK = Coolant through slotted hole VDI

配件

Spare Parts

刀杆 Toolholder	冷却液供应 Coolant supply	锁紧螺钉 Clamping Screw	TORX PLUS®扳手 TORX PLUS® Wrench	螺钉 Screw Plug
R/LH34T.1212.6.00.IK	004.00.22	030.4093.T15P	T15PQ	
R/LH34T...	004.00.16	030.4093.T15P	T15PQ	004.00.26
R/LH34T.2020.4.00.IK		030.4093.T15P	T15PQ	



R=右手型-如图
R = right hand version shown

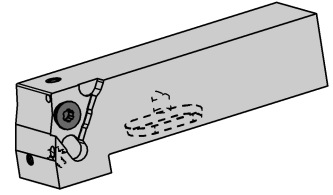
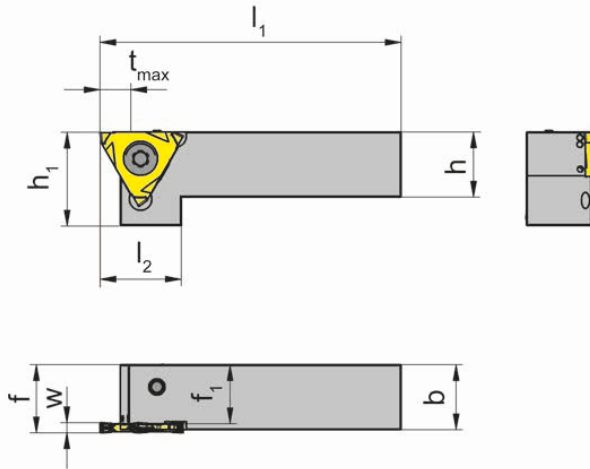
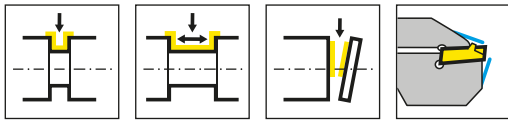
L=左手型
L = left hand version

产品型号 Part number	h	b	l ₁	l ₂	h ₁	f ₁	f	D _{max}	t _{max}	HWS
RH34T.1212.6.10.IK	12	12	74	20	21	10.5	f ₁ +w-a ₁	60	6.5	34T01N
RH34T.1212.6.20.IK	12	12	74	20	21	11.76	f ₁ +w-a ₁	60	6.5	34T02N
RH34T.1212.6.30.IK	12	12	74	19	21	12.26	f ₁ +w-a ₁	60	6.5	34T03N
RH34T.1616.6.10.IK	16	16	74	20	21	14.5	f ₁ +w-a ₁	60	6.5	34T01N
RH34T.1616.6.20.IK	16	16	74	20	21	13.5	f ₁ +w-a ₁	60	6.5	34T02N
RH34T.1616.6.30.IK	16	16	74	19	21	12.5	f ₁ +w-a ₁	60	6.5	34T03N
RH34T.1616.6.40.IK	16	16	74	19	21	11.5	f ₁ +w-a ₁	60	6.5	34T04N
RH34T.2020.6.10.IK	20	20	89	20	25	18.5	f ₁ +w-a ₁	60	6.5	34T01N
RH34T.2020.6.20.IK	20	20	89	20	25	17.5	f ₁ +w-a ₁	60	6.5	34T02N
RH34T.2020.6.30.IK	20	20	89	19	25	16.5	f ₁ +w-a ₁	60	6.5	34T03N
RH34T.2020.6.40.IK	20	20	89	19	25	15.5	f ₁ +w-a ₁	60	6.5	34T04N
LH34T.1212.6.10.IK	12	12	74	20	21	10.5	f ₁ +w-a ₁	60	6.5	34T01N
LH34T.1212.6.20.IK	12	12	74	20	21	11.76	f ₁ +w-a ₁	60	6.5	34T02N
LH34T.1212.6.30.IK	12	12	74	19	21	12.26	f ₁ +w-a ₁	60	6.5	34T03N
LH34T.1616.6.10.IK	16	16	74	20	21	14.5	f ₁ +w-a ₁	60	6.5	34T01N
LH34T.1616.6.20.IK	16	16	74	20	21	13.5	f ₁ +w-a ₁	60	6.5	34T02N
LH34T.1616.6.30.IK	16	16	74	19	21	12.5	f ₁ +w-a ₁	60	6.5	34T03N
LH34T.1616.6.40.IK	16	16	74	19	21	11.5	f ₁ +w-a ₁	60	6.5	34T04N
LH34T.2020.6.10.IK	20	20	89	20	25	18.5	f ₁ +w-a ₁	60	6.5	34T01N
LH34T.2020.6.20.IK	20	20	89	20	25	17.5	f ₁ +w-a ₁	60	6.5	34T02N
LH34T.2020.6.30.IK	20	20	89	19	25	16.5	f ₁ +w-a ₁	60	6.5	34T03N
LH34T.2020.6.40.IK	20	20	89	19	25	15.5	f ₁ +w-a ₁	60	6.5	34T04N

w见刀片
w see indexable inserts

配件
Spare Parts

刀杆 Toolholder	冷却液供应 Coolant supply	锁紧螺钉 Clamping Screw	TORX PLUS®扳手 TORX PLUS® Wrench	螺钉 Screw Plug
R/LH34T.1212.6.10.IK	004.00.22	030.4093.T15P	T15PQ	
R/LH34T.1212.6.20.IK	004.00.22	030.4010.T15P	T15PQ	
R/LH34T.1212.6.30.IK	004.00.22	030.5012.T15P	T15PQ	
R/LH34T...10/...20.IK	004.00.16	030.4093.T15P	T15PQ	004.00.26
R/LH34T.1616.6.20.IK	004.00.16	030.4010.T15P	T15PQ	004.00.26
R/LH34T...30/...40.IK	004.00.16	030.5012.T15P	T15PQ	004.00.26



R=右手型-如图
R = right hand version shown

L=左手型
L = left hand version

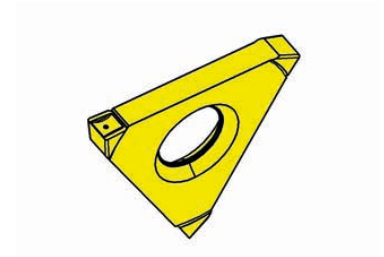
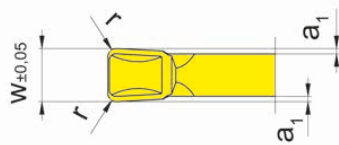
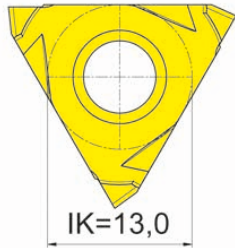
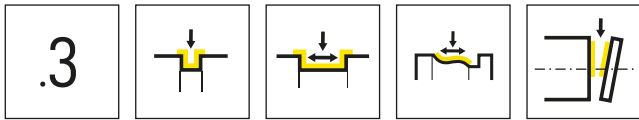
产品型号 Part number	h	b	l ₁	l ₂	h ₁	f ₁	f	D _{max}	t _{max}	HWS
RH34T.1616.4.10.IK	16	16	74	20	21	14.5	f ₁ +w-a ₁	60	6.5	34T01N
RH34T.1616.4.20.IK	16	16	74	20	21	13.5	f ₁ +w-a ₁	60	6.5	34T02N
RH34T.2020.4.10.IK	20	20	89	20	25	18.5	f ₁ +w-a ₁	60	6.5	34T01N
RH34T.2020.4.20.IK	20	20	89	20	25	17.5	f ₁ +w-a ₁	60	6.5	34T02N
RH34T.2020.4.30.IK	20	20	89	21	25	16.5	f ₁ +w-a ₁	60	6.5	34T03N
RH34T.2020.4.40.IK	20	20	89	21	25	15.5	f ₁ +w-a ₁	60	6.5	34T04N
RH34T.2525.4.10.IK	25	25	99	20	30	23.5	f ₁ +w-a ₁	60	6.5	34T01N
RH34T.2525.4.20.IK	25	25	99	20	30	22.5	f ₁ +w-a ₁	60	6.5	34T02N
RH34T.2525.4.30.IK	25	25	99	21	30	21.5	f ₁ +w-a ₁	60	6.5	34T03N
RH34T.2525.4.40.IK	25	25	99	21	30	20.5	f ₁ +w-a ₁	60	6.5	34T04N
LH34T.1616.4.10.IK	16	16	74	20	21	14.5	f ₁ +w-a ₁	60	6.5	34T01N
LH34T.1616.4.20.IK	16	16	74	20	21	13.5	f ₁ +w-a ₁	60	6.5	34T02N
LH34T.2020.4.00.IK	20	20	89	20	20	19.1	f ₁ +w-a ₁	60	6.5	34T00L
LH34T.2020.4.10.IK	20	20	89	20	25	18.5	f ₁ +w-a ₁	60	6.5	34T01N
LH34T.2020.4.20.IK	20	20	89	20	25	17.5	f ₁ +w-a ₁	60	6.5	34T02N
LH34T.2020.4.30.IK	20	20	89	21	25	16.5	f ₁ +w-a ₁	60	6.5	34T03N
LH34T.2020.4.40.IK	20	20	89	21	25	15.5	f ₁ +w-a ₁	60	6.5	34T04N
LH34T.2525.4.10.IK	25	25	99	20	30	23.5	f ₁ +w-a ₁	60	6.5	34T01N
LH34T.2525.4.20.IK	25	25	99	20	30	22.5	f ₁ +w-a ₁	60	6.5	34T02N
LH34T.2525.4.30.IK	25	25	99	21	30	21.5	f ₁ +w-a ₁	60	6.5	34T03N
LH34T.2525.4.40.IK	25	25	99	21	30	20.5	f ₁ +w-a ₁	60	6.5	34T04N

w见刀片
w see indexable inserts

配件

Spare Parts

刀杆 Toolholder	锁紧螺钉 Clamping Screw	TORX PLUS®扳手 TORX PLUS® Wrench
R/LH34T...	030.4093.T15P	T15PQ
R/LH34T...20.IK	030.4010.T15P	T15PQ
R/LH34T...30.IK	030.5012.T15P	T15PQ
R/LH34T...40.IK	030.5012.T15P	T20PQ

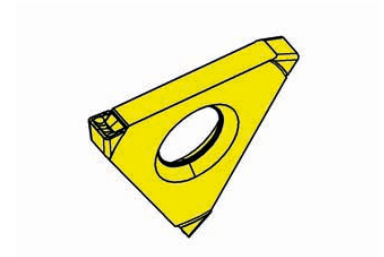
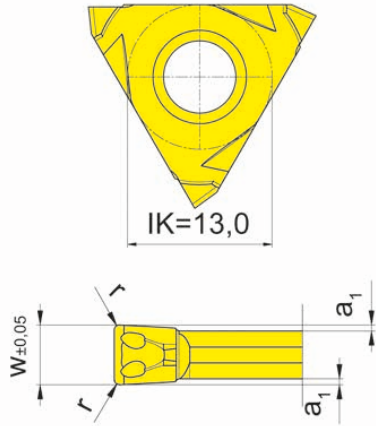
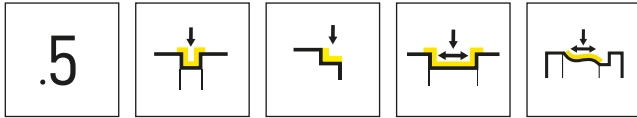


硬质合金牌号
Carbide grades

▲ 库存
on stock

△ 4周
4 weeks

产品型号 Part number	w	r	a ₁	HIS	AS45	EG55
S34T.0200.32	2	0.2	0.25	34T01N	▲	▲
S34T.0200.34	2	0.4	0.25	34T01N	▲	▲
S34T.0250.32	2.5	0.2	0.25	34T02N	△	▲
S34T.0250.34	2.5	0.4	0.25	34T02N	△	▲
S34T.0300.32	3	0.2	0.25	34T02N	△	▲
S34T.0300.34	3	0.4	0.25	34T02N	△	▲
S34T.0400.32	4	0.2	0.25	34T03N	▲	▲
S34T.0500.34	5	0.4	0.25	34T04N	▲	▲
					P ● ●	
					M ● ○	
					K ● ○	
					N ○ -	
					S ● -	
					H - -	

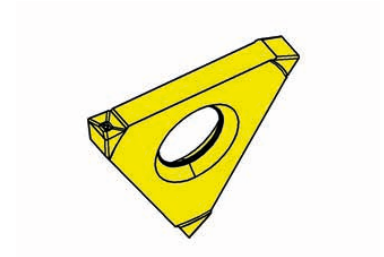
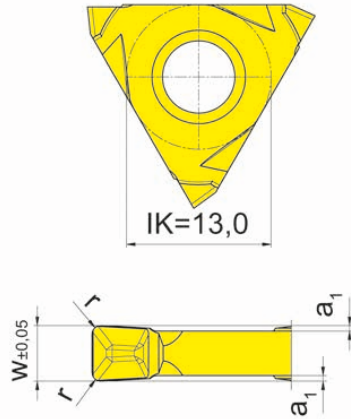
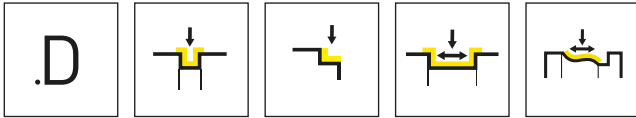


硬质合金牌号
Carbide grades

▲ 库存
on stock

△ 4周
4 weeks

产品型号 Part number	w	r	a ₁	HIS	AS45	EG55
S34T.0250.52	2.5	0.2	0.25	34T02N	▲	
S34T.0250.54	2.5	0.4	0.25	34T02N	▲	▲
S34T.0300.52	3	0.2	0.25	34T02N	△	▲
S34T.0300.54	3	0.4	0.25	34T02N	△	▲
S34T.0400.52	4	0.2	0.25	34T03N	▲	
S34T.0400.54	4	0.4	0.25	34T03N	▲	▲
S34T.0500.54	5	0.4	0.25	34T04N		
					P ● ●	
					M ● ○	
					K ● ○	
					N ○ -	
					S ● -	
					H - -	

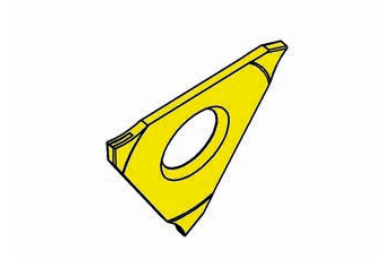
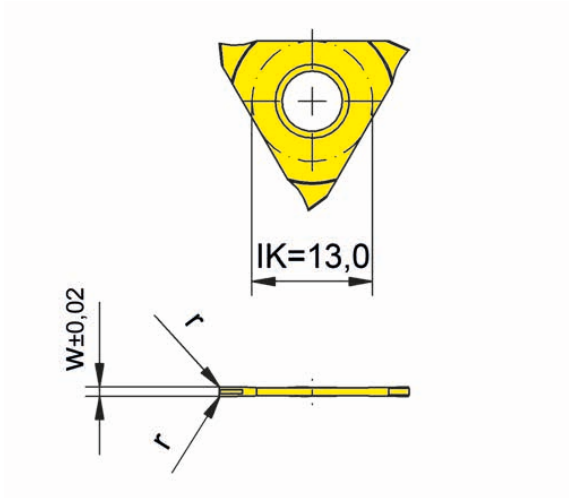
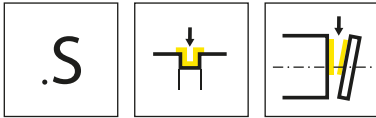


硬质合金牌号
Carbide grades

▲ 库存
on stock

△ 4周
4 weeks

产品型号 Part number	w	r	a ₁	HIS	AS45	EG55
S34T.0200.D2	2	0.2	0.25	34T01N	▲	▲
S34T.0200.D4	2	0.4	0.25	34T01N	△	△
S34T.0250.D2	2.5	0.2	0.25	34T02N	△	
S34T.0250.D4	2.5	0.4	0.25	34T02N	▲	▲
S34T.0300.D2	3	0.2	0.25	34T02N	△	▲
S34T.0300.D4	3	0.4	0.25	34T02N	△	
					P ● ●	
					M ● ○	
					K ● ○	
					N ○ -	
					S ● -	
					H - -	



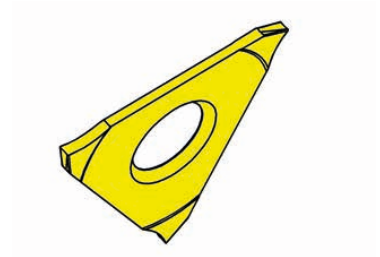
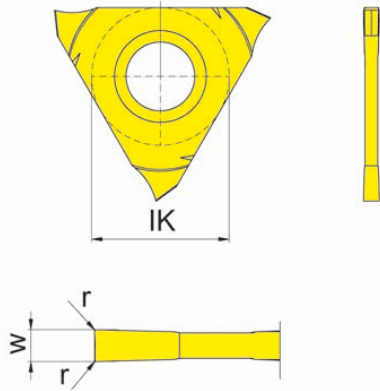
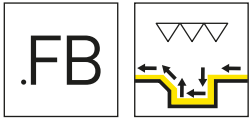
R=右手型-如图
R = right hand version shown

L=左手型
L = left hand version

▲ 库存
on stock

硬质合金牌号
Carbide grades
△ 4周
4 weeks

产品型号 Part number	w	r	HIS	IG35
RS34T.0100.3S	1.03	0.15	34T00R	▲
LS34T.0100.3S	1.03	0.15	34T00L	▲
				P -
				M ●
				K -
				N -
				S ●
				H -



R=右手型-如图
R = right hand version shown

L=左手型
L = left hand version

▲ 库存
on stock

硬质合金牌号
Carbide grades
▲ 4周
4 weeks

产品型号 Part number	w	r	HIS	EG35
RS34T.FB10.01	1	0.1	34T00R	▲
RS34T.FB15.01	1.5	0.1	34T00R	▲
LS34T.FB10.01	1	0.1	34T00L	▲
LS34T.FB15.01	1.5	0.1	34T00L	▲

计算槽的最小可加工宽度 w_x
Calculation of the smallest possible width of groove w_x

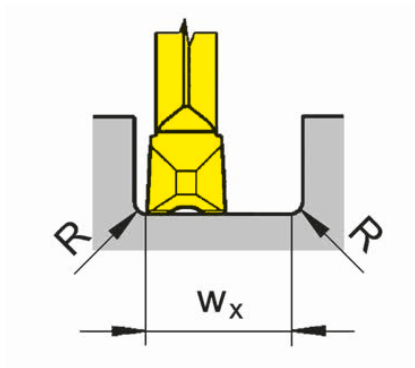
例如 RS34T.FB10.01
Example

$$w_x = 2 \times \text{槽宽 } w - 2 \times \text{刀尖圆角 } R$$


$$w_x = 2 \times \text{Width of insert } w - 2 \times \text{Corner radius insert } R$$

$$w_x = 2 \times 1 \text{ mm} - 2 \times 0.1 \text{ mm}$$


$$w_x = 1.8 \text{ mm}$$



加工路径
Processing flow



P	●
M	●
K	○
N	-
S	-
H	-



312



刀杆和刀片

槽宽0.5 - 6.3 mm

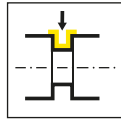
Toolholder and Inserts

Width of groove 0,5 - 6,3 mm

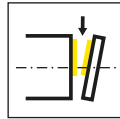
槽型及进给
Geometries and feed rates

页/Page
385-386

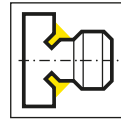
刀杆
Toolholder
360/361/368/369
390/391/309/340



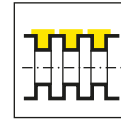
页/Page
387-392, 395-396, 400-401



页/Page
393-394

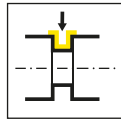


页/Page
402



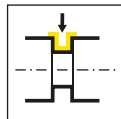
页/Page
403-404

Graf刀夹
Cartridge Graf
64/65/99



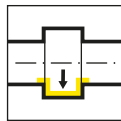
页/Page
397-398

可调刀杆
Adjustable holder
N67/N68




页/Page
399

常规刀柄
Basic toolholder
330



页/Page
405

可转位刀片
Indexable insert
S312/312



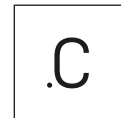
页/Page
406




页/Page
407



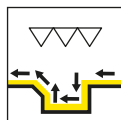
页/Page
408




页/Page
409, 426



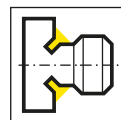
页/Page
410-414



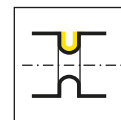
页/Page
415



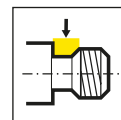
页/Page
416



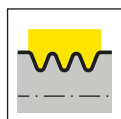
页/Page
417-418



页/Page
419




页/Page
420-421



页/Page
422



页/Page
423-424



页/Page
425

槽型及进给

Geometries and feed rates



槽型 Geometry	材料 Material	进给 f [mm/U] Feed rate f [mm/rev]	加工方式 Machining						
	<table border="1"> <tr> <td>P</td> <td>M</td> <td>K</td> </tr> <tr> <td>N</td> <td>S</td> <td>H</td> </tr> </table>	P	M	K	N	S	H	<p>↓ 0.03-0.15</p>	
P	M	K							
N	S	H							
	<table border="1"> <tr> <td>P</td> <td>M</td> <td>K</td> </tr> <tr> <td>N</td> <td>S</td> <td>H</td> </tr> </table>	P	M	K	N	S	H	<p>↓ 0.10-0.45</p> <p>↔ 0.15-0.60</p>	
P	M	K							
N	S	H							
	<table border="1"> <tr> <td>P</td> <td>M</td> <td>K</td> </tr> <tr> <td>N</td> <td>S</td> <td>H</td> </tr> </table>	P	M	K	N	S	H	<p>↓ 0.03-0.15</p> <p>↔ 0.05-0.20</p>	
P	M	K							
N	S	H							
	<table border="1"> <tr> <td>P</td> <td>M</td> <td>K</td> </tr> <tr> <td>N</td> <td>S</td> <td>H</td> </tr> </table>	P	M	K	N	S	H	<p>↓ 0.02-0.10</p>	
P	M	K							
N	S	H							
	<table border="1"> <tr> <td>P</td> <td>M</td> <td>K</td> </tr> <tr> <td>N</td> <td>S</td> <td>H</td> </tr> </table>	P	M	K	N	S	H	<p>↓ 0.02-0.08</p> <p>↔ 0.02-0.04</p>	
P	M	K							
N	S	H							

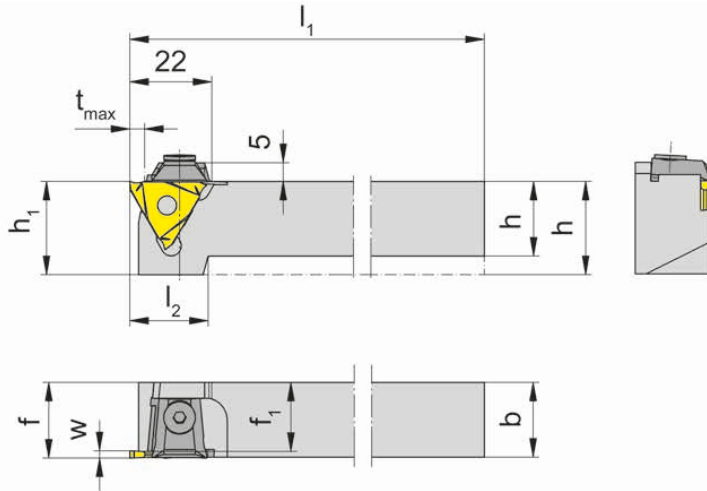
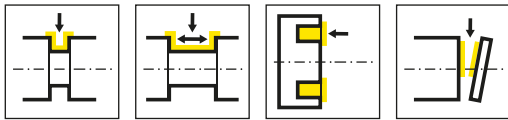
槽型及进给

Geometries and feed rates



O

槽型 Geometry	材料 Material	进给 f [mm/U] Feed rate f [mm/rev]	加工方式 Machining						
	<table border="1"> <tr> <td>P</td> <td>M</td> <td>K</td> </tr> <tr> <td>N</td> <td>S</td> <td>H</td> </tr> </table>	P	M	K	N	S	H	<p>↓ 0.02-0.12</p>	
P	M	K							
N	S	H							
	<table border="1"> <tr> <td>P</td> <td>M</td> <td>K</td> </tr> <tr> <td>N</td> <td>S</td> <td>H</td> </tr> </table>	P	M	K	N	S	H	<p>↓ 0.02-0.10</p> <p>↔ 0.02-0.15</p>	
P	M	K							
N	S	H							



R=右手型-如图
R = right hand version shown

L=左手型
L = left hand version

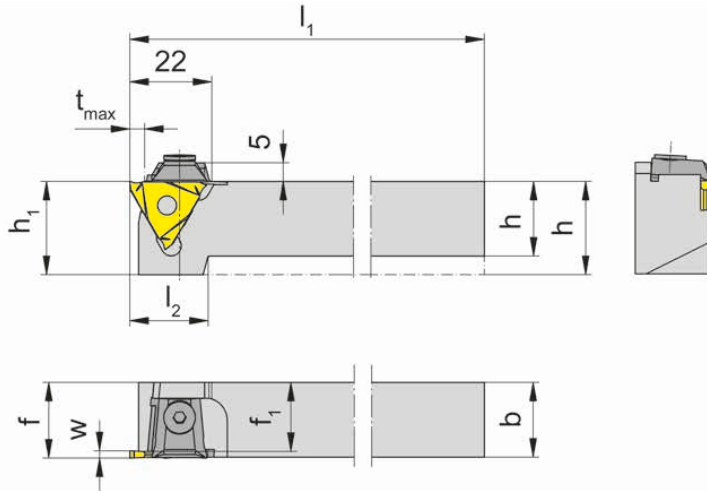
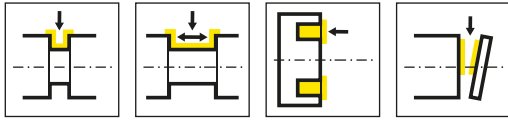
产品型号 Part number	h	b	l ₁	l ₂	h ₁	f ₁	f	t _{max}	夹持范围 Clamping range	HWS
R360.1212.01	12	12	100	24	25	10.5	f ₁ +w-a ₁	4	0.5-1.9	31201N • 31201R • 31201L • 31208N • 31211N
R360.1212.02	12	12	100	24	25	9.5	f ₁ +w-a ₁	6	1.9-2.9	31202N • 31202R • 31202L
R360.1616.01	16	16	125	22	25	14.5	f ₁ +w-a ₁	4	0.5-1.9	31201N • 31201R • 31201L • 31208N • 31211N
R360.1616.02	16	16	125	22	25	13.5	f ₁ +w-a ₁	6	1.9-2.9	31202N • 31202R • 31202L
R360.2020.01	20	20	125	21	25	18.5	f ₁ +w-a ₁	4	0.5-1.9	31201N • 31201R • 31201L • 31208N • 31211N
R360.2020.02	20	20	125	21	25	17.5	f ₁ +w-a ₁	6	1.9-2.9	31202N • 31202R • 31202L
R360.2525.01	25	25	150	-	25	23.5	f ₁ +w-a ₁	4	0.5-1.9	31201N • 31201R • 31201L • 31208N • 31211N
R360.2525.02	25	25	150	-	25	22.5	f ₁ +w-a ₁	6	1.9-2.9	31202N • 31202R • 31202L
R360.3232.01	32	32	170	-	32	30.5	f ₁ +w-a ₁	4	0.5-1.9	31201N • 31201R • 31201L • 31208N • 31211N
R360.3232.02	32	32	170	-	32	29.5	f ₁ +w-a ₁	6	1.9-2.9	31202N • 31202R • 31202L
L360.1212.01	12	12	100	24	25	10.5	f ₁ +w-a ₁	4	0.5-1.9	31201N • 31201R • 31201L • 31208N • 31211N
L360.1212.02	12	12	100	24	25	9.5	f ₁ +w-a ₁	6	1.9-2.9	31202N • 31202R • 31202L
L360.1616.01	16	16	125	22	25	14.5	f ₁ +w-a ₁	4	0.5-1.9	31201N • 31201R • 31201L • 31208N • 31211N
L360.1616.02	16	16	125	22	25	13.5	f ₁ +w-a ₁	6	1.9-2.9	31202N • 31202R • 31202L
L360.2020.01	20	20	125	21	25	18.5	f ₁ +w-a ₁	4	0.5-1.9	31201N • 31201R • 31201L • 31208N • 31211N
L360.2020.02	20	20	125	21	25	17.5	f ₁ +w-a ₁	6	1.9-2.9	31202N • 31202R • 31202L
L360.2525.01	25	25	150	-	25	23.5	f ₁ +w-a ₁	4	0.5-1.9	31201N • 31201R • 31201L • 31208N • 31211N
L360.2525.02	25	25	150	-	25	22.5	f ₁ +w-a ₁	6	1.9-2.9	31202N • 31202R • 31202L
L360.3232.01	32	32	170	-	32	30.5	f ₁ +w-a ₁	4	0.5-1.9	31201N • 31201R • 31201L • 31208N • 31211N
L360.3232.02	32	32	170	-	32	29.5	f ₁ +w-a ₁	6	1.9-2.9	31202N • 31202R • 31202L

w, a1 见刀片
w, a1 see indexable inserts

配件

Spare Parts

刀杆 Toolholder	压板 Clamping element
R/L360.1...	11.3
R/L360...	16.4



R=右手型-如图
R = right hand version shown

L=左手型
L = left hand version

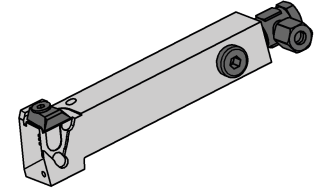
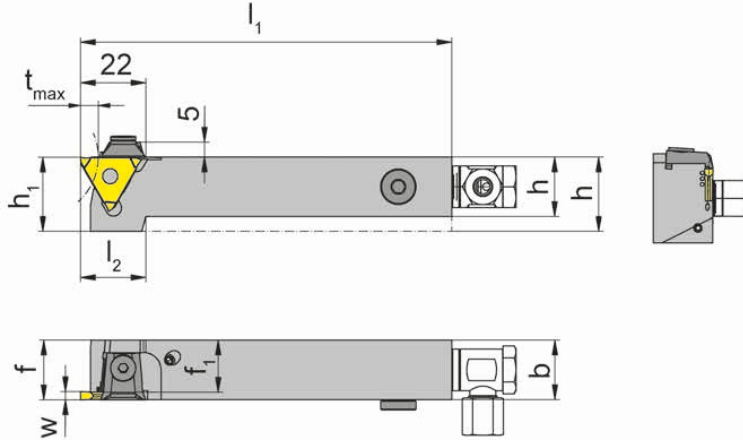
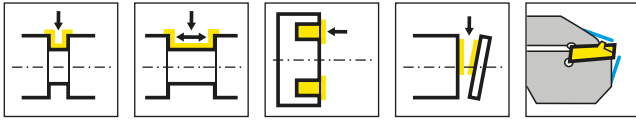
产品型号 Part number	h	b	l ₁	l ₂	h ₁	f ₁	f	t _{max}	夹持范围 Clamping range	HWS
R360.1212.03	12	12	100	24	25	8.5	f ₁ +w-a ₁	6	2.9-3.9	31203N • 31203R • 31203L
R360.1616.04	16	16	125	22	25	10.8	f ₁ +w-a ₁	6	3.9-6.3	31204N • 31204R • 31204L
R360.1616.03	16	16	125	22	25	12.5	f ₁ +w-a ₁	6	2.9-3.9	31203N • 31203R • 31203L
R360.2020.04	20	20	125	21	25	14.8	f ₁ +w-a ₁	6	3.9-6.3	31204N • 31204R • 31204L
R360.2020.03	20	20	125	21	25	16.5	f ₁ +w-a ₁	6	2.9-3.9	31203N • 31203R • 31203L
R360.2525.04	25	25	150	-	25	19.8	f ₁ +w-a ₁	6	3.9-6.3	31204N • 31204R • 31204L
R360.2525.03	25	25	150	-	25	21.5	f ₁ +w-a ₁	6	2.9-3.9	31203N • 31203R • 31203L
R360.3232.04	32	32	170	-	32	26.8	f ₁ +w-a ₁	6	3.9-6.3	31204N • 31204R • 31204L
R360.3232.03	32	32	170	-	32	28.5	f ₁ +w-a ₁	6	2.9-3.9	31203N • 31203R • 31203L
L360.1212.03	12	12	100	24	25	8.5	f ₁ +w-a ₁	6	2.9-3.9	31203N • 31203R • 31203L
L360.1616.04	16	16	125	22	25	10.8	f ₁ +w-a ₁	6	3.9-6.3	31204N • 31204R • 31204L
L360.1616.03	16	16	125	22	25	12.5	f ₁ +w-a ₁	6	2.9-3.9	31203N • 31203R • 31203L
L360.2020.04	20	20	125	21	25	14.8	f ₁ +w-a ₁	6	3.9-6.3	31204N • 31204R • 31204L
L360.2020.03	20	20	125	21	25	16.5	f ₁ +w-a ₁	6	2.9-3.9	31203N • 31203R • 31203L
L360.2525.04	25	25	150	-	25	19.8	f ₁ +w-a ₁	6	3.9-6.3	31204N • 31204R • 31204L
L360.2525.03	25	25	150	-	25	21.5	f ₁ +w-a ₁	6	2.9-3.9	31203N • 31203R • 31203L
L360.3232.04	32	32	170	-	32	26.8	f ₁ +w-a ₁	6	3.9-6.3	31204N • 31204R • 31204L
L360.3232.03	32	32	170	-	32	28.5	f ₁ +w-a ₁	6	2.9-3.9	31203N • 31203R • 31203L

w,a1见刀片
w, a1 see indexable inserts

只有当工件直径 ≤ 40 mm时才能达到tmax
tmax can be reached only with workpiece $\varnothing \leq 40$ mm

配件
Spare Parts

刀杆 Toolholder	压板 Clamping element
R/L360.1212.03/...1616.03	11.3
R/L360.1616.04	13.4
R/L360...	16.4



R=右手型-如图
R = right hand version shown

L=左手型
L = left hand version

产品型号 Part number	h	b	l ₁	l ₂	h ₁	f ₁	f	t _{max}	夹持范围 Clamping range	HWS
R360.1212.01.IK	12	12	100	24	25	10.5	f ₁ +w-a ₁	4	0.5-1.9	31201N • 31201R • 31201L • 31208N • 31211N
R360.1616.01.IK	16	16	125	22	25	14.5	f ₁ +w-a ₁	4	0.5-1.9	31201N • 31201R • 31201L • 31208N • 31211N
R360.2020.01.IK	20	20	125	21	25	18.5	f ₁ +w-a ₁	4	0.5-1.9	31201N • 31201R • 31201L • 31208N • 31211N
R360.2525.01.IK	25	25	150	-	25	23.5	f ₁ +w-a ₁	4	0.5-1.9	31201N • 31201R • 31201L • 31208N • 31211N
R360.1212.02.IK	12	12	100	24	25	9.5	f ₁ +w-a ₁	6	1.9-2.9	31202N • 31202R • 31202L
R360.1616.02.IK	16	16	125	22	25	13.5	f ₁ +w-a ₁	6	1.9-2.9	31202N • 31202R • 31202L
R360.2020.02.IK	20	20	125	21	25	17.5	f ₁ +w-a ₁	6	1.9-2.9	31202N • 31202R • 31202L
R360.2525.02.IK	25	25	150	-	25	22.5	f ₁ +w-a ₁	6	1.9-2.9	31202N • 31202R • 31202L
L360.1212.01.IK	12	12	100	24	25	10.5	f ₁ +w-a ₁	4	0.5-1.9	31201N • 31201R • 31201L • 31208N • 31211N
L360.1616.01.IK	16	16	125	22	25	14.5	f ₁ +w-a ₁	4	0.5-1.9	31201N • 31201R • 31201L • 31208N • 31211N
L360.2020.01.IK	20	20	125	21	25	18.5	f ₁ +w-a ₁	4	0.5-1.9	31201N • 31201R • 31201L • 31208N • 31211N
L360.2525.01.IK	25	25	150	-	25	23.5	f ₁ +w-a ₁	4	0.5-1.9	31201N • 31201R • 31201L • 31208N • 31211N
L360.1212.02.IK	12	12	100	24	25	9.5	f ₁ +w-a ₁	6	1.9-2.9	31202N • 31202R • 31202L
L360.1616.02.IK	16	16	125	22	25	13.5	f ₁ +w-a ₁	6	1.9-2.9	31202N • 31202R • 31202L
L360.2020.02.IK	20	20	125	21	25	17.5	f ₁ +w-a ₁	6	1.9-2.9	31202N • 31202R • 31202L
L360.2525.02.IK	25	25	150	-	25	22.5	f ₁ +w-a ₁	6	1.9-2.9	31202N • 31202R • 31202L

w,a1见刀片

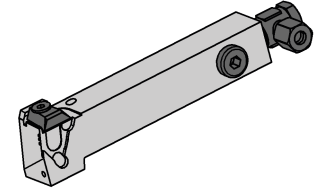
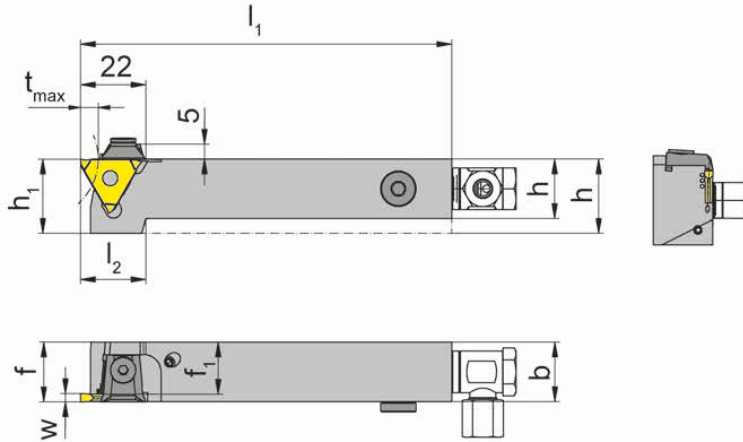
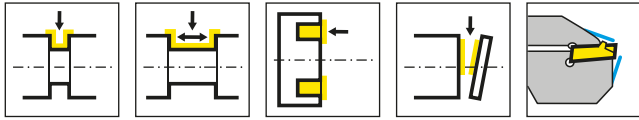
w, a1 see indexable inserts

只有当工件直径 $\varnothing \leq 40\text{mm}$ 时才能达到tmax
tmax can be reached only with workpiece $\varnothing \leq 40\text{ mm}$

配件

Spare Parts

刀杆 Toolholder	冷却液供应 Coolant supply	压板 Clamping element	螺钉 Screw Plug
R/L360.1212....	004.00.22	11.3	
R/L360.1616.01.IK	004.00.16	11.3	004.00.26
R/L360....	004.00.16	16.4	18.908
R/L360.2525.01.IK	004.00.16	16.4	004.00.26
R/L360.1616.02.IK	004.00.16	11.3	18.908



R=右手型-如图
R = right hand version shown

L=左手型
L = left hand version

产品型号 Part number	h	b	l ₁	l ₂	h ₁	f ₁	f	t _{max}	夹持范围 Clamping range	HWS
R360.1212.03.IK	12	12	100	24	25	8.5	f ₁ +w-a ₁	6	2.9-3.9	31203N • 31203R • 31203L
R360.1616.03.IK	16	16	125	22	25	12.5	f ₁ +w-a ₁	6	2.9-3.9	31203N • 31203R • 31203L
R360.2020.03.IK	20	20	125	21	25	16.5	f ₁ +w-a ₁	6	2.9-3.9	31203N • 31203R • 31203L
R360.1616.04.IK	16	16	125	21	25	10.8	f ₁ +w-a ₁	6	NaN-NaN	31204N • 31204R • 31204L
R360.2020.04.IK	20	20	125	22	25	14.8	f ₁ +w-a ₁	6	NaN-NaN	31204N • 31204R • 31204L
R360.2525.04.IK	25	25	150	-	25	19.8	f ₁ +w-a ₁	6	NaN-NaN	31204N • 31204R • 31204L
L360.1212.03.IK	12	12	100	24	25	8.5	f ₁ +w-a ₁	6	2.9-3.9	31203N • 31203R • 31203L
L360.1616.03.IK	16	16	125	22	25	12.5	f ₁ +w-a ₁	6	2.9-3.9	31203N • 31203R • 31203L
L360.2020.03.IK	20	20	125	21	25	16.5	f ₁ +w-a ₁	6	2.9-3.9	31203N • 31203R • 31203L
L360.2525.03.IK	25	25	150	-	25	21.5	f ₁ +w-a ₁	6	2.9-3.9	31203N • 31203R • 31203L
L360.1616.04.IK	16	16	125	21	25	10.8	f ₁ +w-a ₁	6	NaN-NaN	31204N • 31204R • 31204L
L360.2020.04.IK	20	20	125	22	25	14.8	f ₁ +w-a ₁	6	NaN-NaN	31204N • 31204R • 31204L
L360.2525.04.IK	25	25	150	-	25	19.8	f ₁ +w-a ₁	6	NaN-NaN	31204N • 31204R • 31204L

w,a1见刀片

w, a1 see indexable inserts

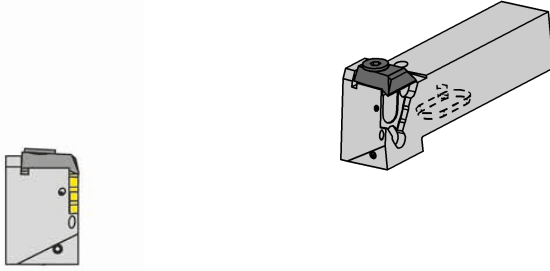
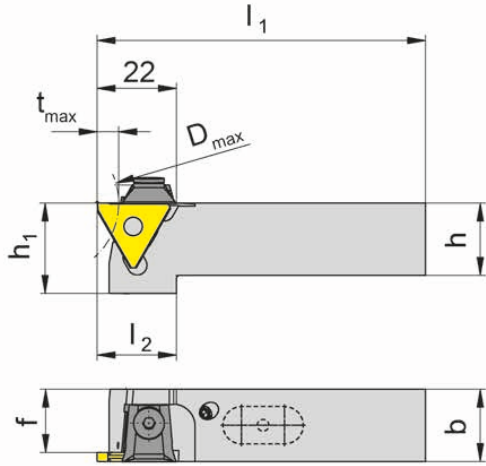
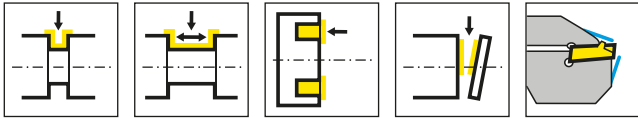
只有当工件直径 $\leq 40\text{mm}$ 时才能达到tmax

tmax can be reached only with workpiece $\varnothing \leq 40\text{ mm}$

配件

Spare Parts

刀杆 Toolholder	冷却液供应 Coolant supply	压板 Clamping element	螺钉 Screw Plug
R/L360.1212.03.IK	004.00.22	11.3	
R/L360.1616.03.IK	004.00.16	11.3	004.00.26
R/L360.2020.03.IK	004.00.16	16.4	18.908
L360.2525.03.IK	004.00.16	16.4	18.908
R/L360.1616.04.IK	004.00.16	13.4	004.00.26
R/L360.2020.04.IK	004.00.16	16.4	
R/L360.2525.04.IK	004.00.16	16.4	004.00.26

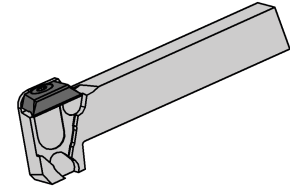
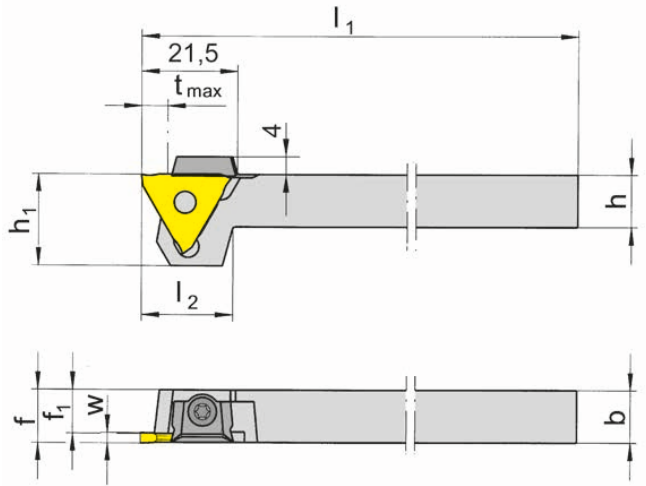
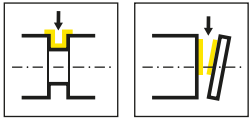


产品型号 Part number	h	b	l ₁	l ₂	h ₁	f	D _{max}	t _{max}	夹持范围 Clamping range	HWS
R360.2020.5.01.IK	20	20	91	22	25	18.5	40	4	0.5-1.9	31201N • 31201R • 31201L • 31208N • 31211N
R360.2020.5.02.IK	20	20	91	22	25	17.5	40	6	1.9-2.9	31202N • 31202R • 31202L
R360.2020.5.03.IK	20	20	91	22	25	16.5	40	6	2.9-3.9	31203N • 31203R • 31203L
R360.2020.5.04.IK	20	20	91	22	25	14.8	40	6	3.9-6.3	31204N • 31204R • 31204L
L360.2020.5.01.IK	20	20	91	22	25	18.5	40	4	0.5-1.9	31201N • 31201R • 31201L • 31208N • 31211N
L360.2020.5.02.IK	20	20	91	22	25	17.5	40	6	1.9-2.9	31202N • 31202R • 31202L
L360.2020.5.03.IK	20	20	91	22	25	16.5	40	6	2.9-3.9	31203N • 31203R • 31203L
L360.2020.5.04.IK	20	20	91	22	25	14.8	40	6	3.9-6.3	31204N • 31204R • 31204L

配件
Spare Parts

刀杆 Toolholder	压板 Clamping element
R/L360...	16.4

0



R=右手型-如图
R = right hand version shown

L=左手型
L = left hand version

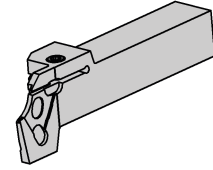
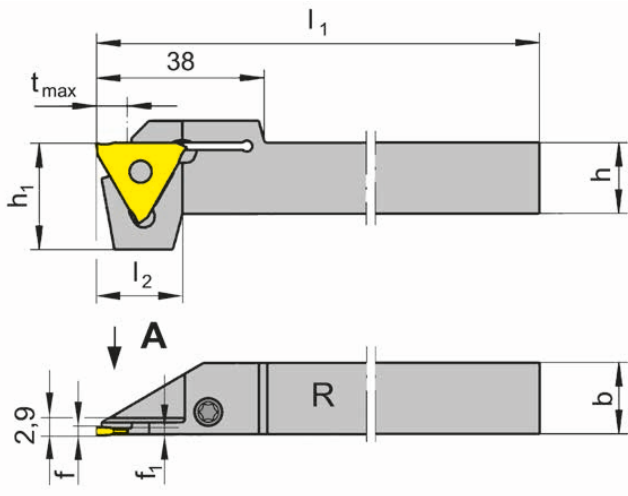
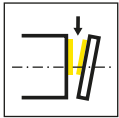
产品型号 Part number	h	b	l ₁	l ₂	h ₁	f ₁	f	t _{max}	夹持范围 Clamping range	HWS
R361.1212.01	12	12	100	17	19	10.5	f ₁ +w-a ₁	4	0.5-1.9	31201N • 31201R • 31201L • 31208N • 31211N
R361.1212.02	12	12	100	17	19	9.5	f ₁ +w-a ₁	6	1.9-2.9	31202N • 31202R • 31202L
R361.1212.03	12	12	100	21	21	8.5	f ₁ +w-a ₁	6	2.9-3.9	31203N • 31203R • 31203L
L361.1212.01	12	12	100	17	19	10.5	f ₁ +w-a ₁	4	0.5-1.9	31201N • 31201R • 31201L • 31208N • 31211N
L361.1212.02	12	12	100	17	19	9.5	f ₁ +w-a ₁	6	1.9-2.9	31202N • 31202R • 31202L
L361.1212.03	12	12	100	21	21	8.5	f ₁ +w-a ₁	6	2.9-3.9	31203N • 31203R • 31203L

w, a₁见刀片
w, a₁ see indexable inserts

只有当工件直径 $\varnothing \leq 40\text{mm}$ 时才能达到t_{max}
t_{max} can be reached only with workpiece $\varnothing \leq 40\text{ mm}$

配件
Spare Parts

刀杆 Toolholder	压板 Clamping element	锁紧螺钉 Clamping Screw	TORX PLUS®扳手 TORX PLUS® Wrench
R/L361...	12.3	030.0422.T10P	T10PL



R=右手型-如图
R = right hand version shown

L=左手型
L = left hand version

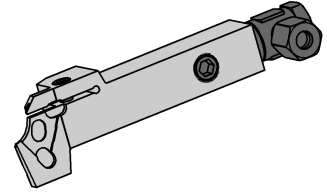
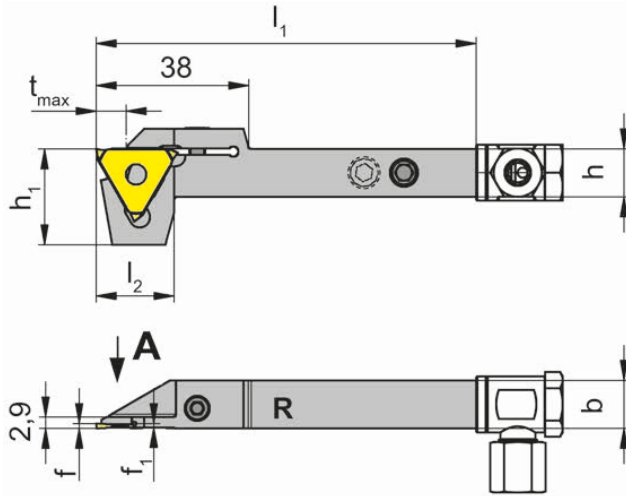
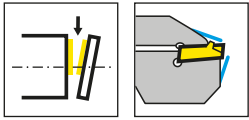
产品型号 Part number	h	b	l ₁	l ₂	h ₁	f ₁	f	t _{max}	HWS
R368.1212.08	12	12	95	19.5	24	1	f ₁ +a ₁	8	31208N
R368.1616.08	16	16	95	19.5	24	1	f ₁ +a ₁	8	31208N
R368.1212.11	12	12	95	19.5	24	1.3	f ₁ +a ₁	8	31211N
R368.1616.11	16	16	95	19.5	24	1.3	f ₁ +a ₁	8	31211N
L368.1212.08	12	12	95	19.5	24	1	f ₁ +a ₁	8	31208N
L368.1616.08	16	16	95	19.5	24	1	f ₁ +a ₁	8	31208N
L368.1212.11	12	12	95	19.5	24	1.3	f ₁ +a ₁	8	31211N
L368.1616.11	16	16	95	19.5	24	1.3	f ₁ +a ₁	8	31211N

用于TRAUB (TNL12/7) 机床
for machines TRAUB (TNL12/7)

a1见刀片
a1 see indexable inserts

配件
Spare Parts

刀杆 Toolholder	锁紧螺钉 Clamping Screw	TORX PLUS®扳手 TORX PLUS® Wrench
R/L368...	4.15T15P	T15PQ



R=右手型-如图
R = right hand version shown

L=左手型
L = left hand version

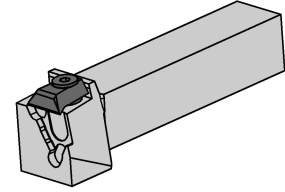
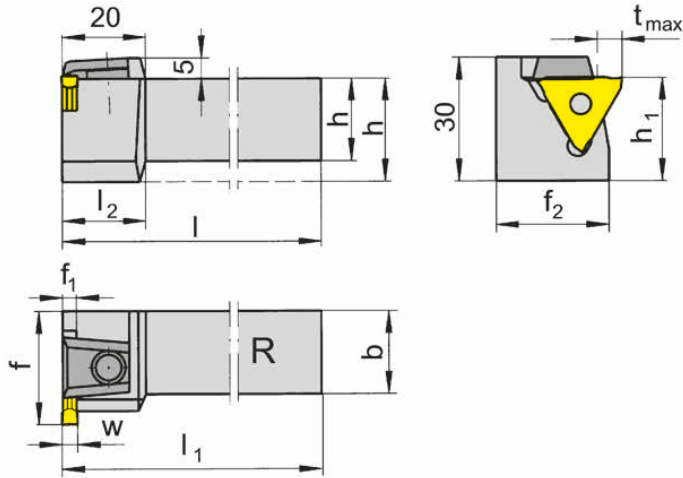
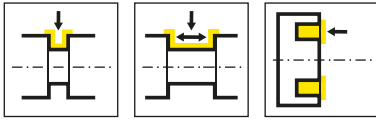
产品型号 Part number	h	b	l_1	l_2	h_1	f_1	f	t_{max}	HWS
R368.1212.08.IK	12	12	95	19.5	24	1	f_1+a_1	8	31208N
R368.1616.08.IK	16	16	95	19.5	24	1	f_1+a_1	8	31208N
R368.1212.11.IK	12	12	95	19.5	24	1.3	f_1+a_1	8	31211N
R368.1616.11.IK	16	16	95	19.5	24	1.3	f_1+a_1	8	31211N
L368.1212.08.IK	12	12	95	19.5	24	1	f_1+a_1	8	31208N
L368.1616.08.IK	16	16	95	19.5	24	1	f_1+a_1	8	31208N
L368.1212.11.IK	12	12	95	19.5	24	1.3	f_1+a_1	8	31211N
L368.1616.11.IK	16	16	95	19.5	24	1.3	f_1+a_1	8	31211N

用于TRAUB (TNL12/7) 机床
for machines TRAUB (TNL12/7)

a1见刀片
a1 see indexable inserts

配件
Spare Parts

刀杆 Toolholder	锁紧螺钉 Clamping Screw	冷却液供应 Coolant supply	TORX PLUS®扳手 TORX PLUS® Wrench
R/L368.1212...	4.15T15P	004.00.22	T15PQ
R/L368.1616...	4.15T15P	004.00.16	T15PQ



R=右手型-如图
R = right hand version shown

L=左手型
L = left hand version

产品型号 Part number	h	b	l	l ₁	l ₂	h ₁	f	t _{max}	f ₁	f ₂	夹持范围 Clamping range	HWS
R369.2020.01	20	20	125	l ₁ -f ₁ +w-a ₁	20	25	27	4	1.5	23.5	0.5-1.9	31201N • 31201R • 31201L • 31208N • 31211N
R369.2020.02	20	20	125	l ₁ -f ₁ +w-a ₁	20	25	27	6	2.5	23.5	1.9-2.9	31202N • 31202R • 31202L
R369.2525.01	25	25	150	l ₁ -f ₁ +w-a ₁	-	25	32	4	1.5	28.5	0.5-1.9	31201N • 31201R • 31201L • 31208N • 31211N
R369.2525.02	25	25	150	l ₁ -f ₁ +w-a ₁	-	25	32	6	2.5	28.5	1.9-2.9	31202N • 31202R • 31202L
R369.2020.03	20	20	125	l ₁ -f ₁ +w-a ₁	20	25	27	6	3.5	23.5	2.9-3.9	31203N • 31203R • 31203L
R369.2525.03	25	25	150	l ₁ -f ₁ +w-a ₁	-	25	32	6	3.5	28.5	2.9-3.9	31203N • 31203R • 31203L
R369.2020.04	20	20	125	l ₁ -f ₁ +w-a ₁	20	25	27	6	4.5	23.5	3.9-6.3	31204N • 31204R • 31204L
R369.2525.04	25	25	150	l ₁ -f ₁ +w-a ₁	-	25	32	6	4.5	28.5	3.9-6.3	31204N • 31204R • 31204L
L369.2020.01	20	20	125	l ₁ -f ₁ +w-a ₁	20	25	27	4	1.5	23.5	0.5-1.9	31201N • 31201R • 31201L • 31208N • 31211N
L369.2020.02	20	20	125	l ₁ -f ₁ +w-a ₁	20	25	27	6	2.5	23.5	1.9-2.9	31202N • 31202R • 31202L
L369.2525.01	25	25	150	l ₁ -f ₁ +w-a ₁	-	25	32	4	1.5	28.5	0.5-1.9	31201N • 31201R • 31201L • 31208N • 31211N
L369.2525.02	25	25	150	l ₁ -f ₁ +w-a ₁	-	25	32	6	2.5	28.5	1.9-2.9	31202N • 31202R • 31202L
L369.2020.03	20	20	125	l ₁ -f ₁ +w-a ₁	20	25	27	6	3.5	23.5	2.9-3.9	31203N • 31203R • 31203L
L369.2525.03	25	25	150	l ₁ -f ₁ +w-a ₁	-	25	32	6	3.5	28.5	2.9-3.9	31203N • 31203R • 31203L
L369.2020.04	20	20	125	l ₁ -f ₁ +w-a ₁	20	25	27	6	4.5	23.5	3.9-6.3	31204N • 31204R • 31204L
L369.2525.04	25	25	150	l ₁ -f ₁ +w-a ₁	-	25	32	6	4.5	28.5	3.9-6.3	31204N • 31204R • 31204L

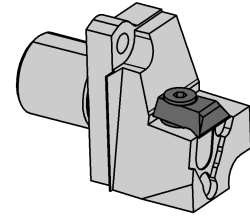
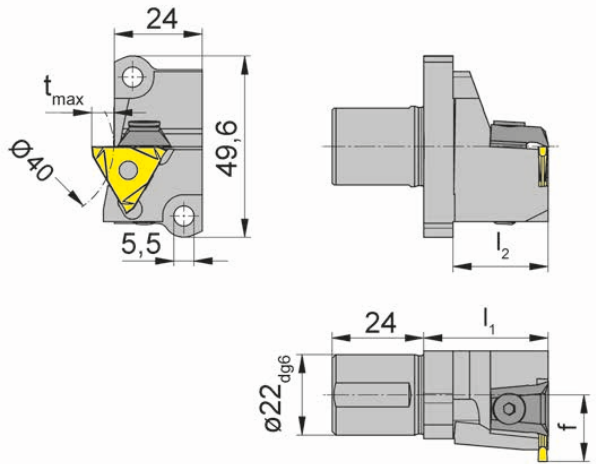
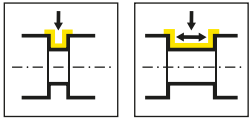
w, a1 见刀片
w, a1 see indexable inserts

只有当工件直径 $\varnothing \leq 40\text{mm}$ 时才能达到 t_{max}
t_{max} can be reached only with workpiece $\varnothing \leq 40\text{ mm}$

配件
Spare Parts

刀杆 Toolholder	压板 Clamping element
R/L369...	16.4

0



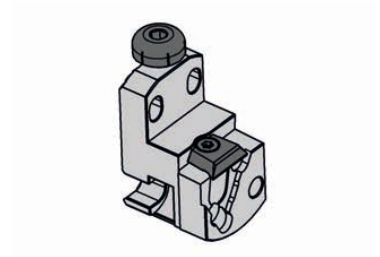
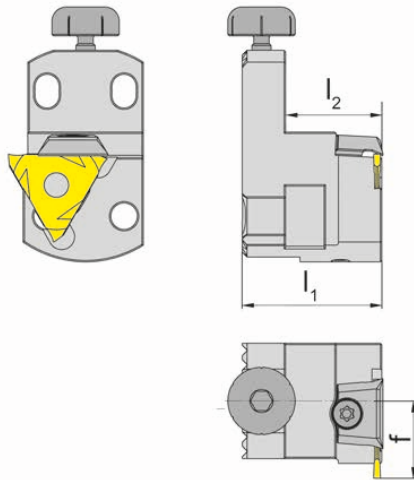
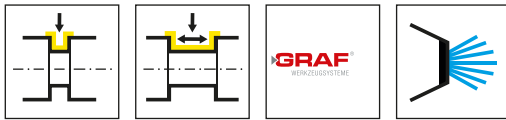
L=左手型-如图
L = left hand version shown

产品型号 Part number	l_2	f	t_{max}	l_1	夹持范围 Clamping range	HWS	HMS
L369.A022.18.01	26	18.2	4	34	0.5-1.9	31201N • 31201R • 31201L • 31208N • 31211N	Star
L369.A022.18.02	26	18.2	6	34	1.9-2.9	31202N • 31202R • 31202L	Star

适用于Star Swiss机床:
ECAS-12/20, SB16D/E, SR-20, SR20J/JN, RS-20RII, RS-20RIII, RS-20RIV, RS-32J/JN, SW-12RIII
Swiss Type Machines Star:
ECAS-12/20, SB16D/E, SR-20, SR20J/JN, RS-20RII, RS-20RIII, RS-20RIV, RS-32J/JN, SW-12RII

配件
Spare Parts

刀杆 Toolholder	压板 Clamping element
L369...	16.4



R=右手型-如图
R = right hand version shown

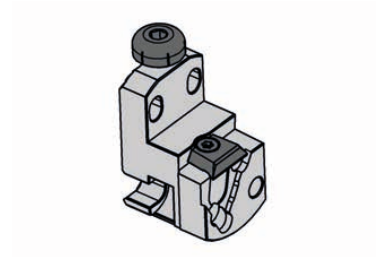
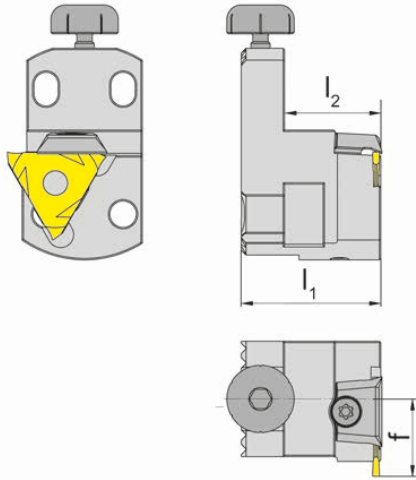
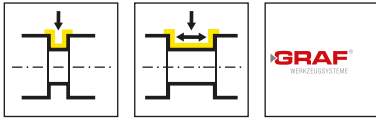
L=左手型
L = left hand version

产品型号 Part number	l_1	l_2	f	HWS
R.64	29	20	16	31201N • 31201R • 31201L • 31208N • 31211N
R.65	29	20	16	31202N • 31202R • 31202L
R.64.IK	40	12	16	31201N • 31201R • 31201L • 31208N • 31211N
R.65.IK	40	12	16	31202N • 31202R • 31202L
L.64	29	20	16	31201N • 31201R • 31201L • 31208N • 31211N
L.65	29	20	16	31202N • 31202R • 31202L
L.64.IK	40	12	16	31201N • 31201R • 31201L • 31208N • 31211N
L.65.IK	40	12	16	31202N • 31202R • 31202L

配件
Spare Parts

Graf刀夹 Cartridge Graf	压板 Clamping element	冷却液供应 Coolant supply
R/L....	12.3	
R/L....IK	4082.L	004.00.19

0



R=右手型-如图
R = right hand version shown

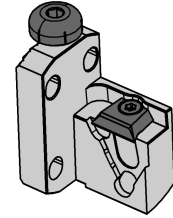
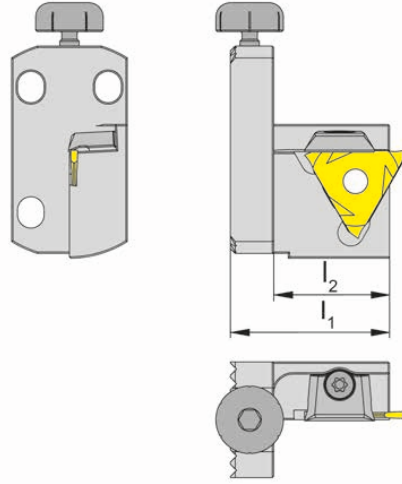
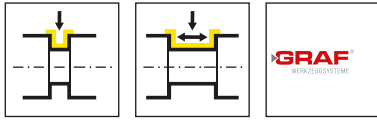
L=左手型
L = left hand version

产品型号 Part number	l_1	l_2	f	HWS
R.99	29	20	16	31203N • 31203R • 31203L
L.99	29	20	16	31203N • 31203R • 31203L

可调刀杆

Adjustable holder

N67 / N68

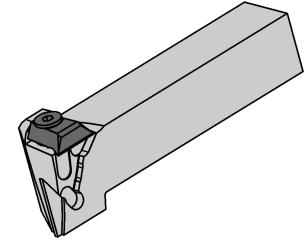
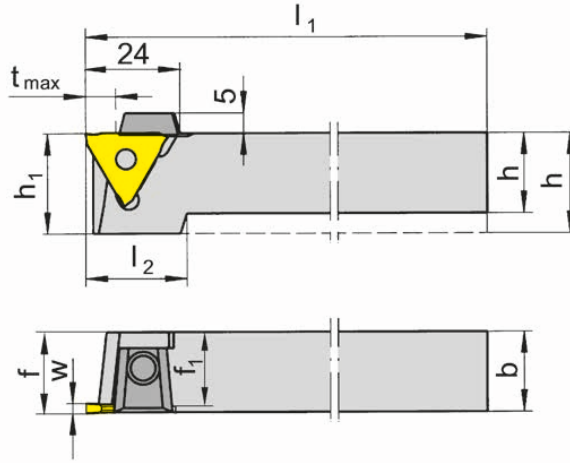
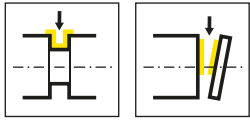


产品型号 Part number	l_1	l_2	HWS
N.67	33	29	31201N • 31201R • 31201L • 31208N • 31211N
N.68	33	29	31202N • 31202R • 31202L

配件

Spare Parts

可调刀杆 Adjustable holder	压板 Clamping element
N.67	12.3
N.68	



R=右手型-如图
R = right hand version shown

L=左手型
L = left hand version

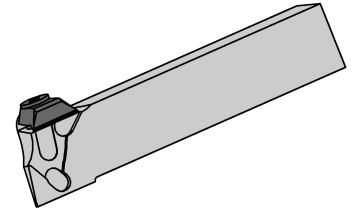
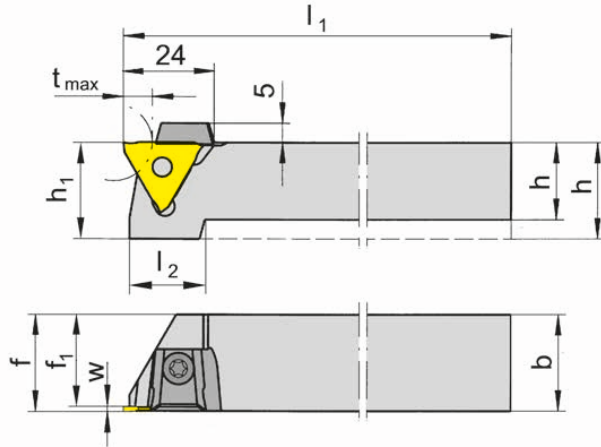
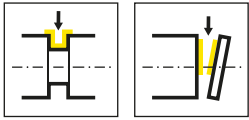
产品型号 Part number	h	b	l ₁	l ₂	h ₁	f ₁	f	t _{max}	夹持范围 Clamping range	HWS
R390.2020.01	20	20	125	22	25	18.5	f ₁ +w-a ₁	8	1.4-1.9	31201N • 31201R • 31201L
R390.2525.01	25	25	150	-	25	23.5	f ₁ +w-a ₁	8	1.4-1.9	31201N • 31201R • 31201L
R390.2020.02	20	20	125	22	25	17.5	f ₁ +w-a ₁	8	1.9-2.9	31202N • 31202R • 31202L
R390.2525.02	25	25	150	-	25	22.5	f ₁ +w-a ₁	8	1.9-2.9	31202N • 31202R • 31202L
R390.3232.02	32	32	170	-	32	29.5	f ₁ +w-a ₁	8	1.9-2.9	31202N • 31202R • 31202L
R390.2020.03	20	20	125	22	25	16.5	f ₁ +w-a ₁	8	2.9-3.9	31203N • 31203R • 31203L
R390.2525.03	25	25	150	-	25	21.5	f ₁ +w-a ₁	8	2.9-3.9	31203N • 31203R • 31203L
R390.3232.03	32	32	170	-	32	28.5	f ₁ +w-a ₁	8	2.9-3.9	31203N • 31203R • 31203L
R390.2020.04	20	20	125	22	25	14.8	f ₁ +w-a ₁	8	3.9-5.3	31204N • 31204R • 31204L
R390.2525.04	25	25	150	-	25	19.8	f ₁ +w-a ₁	8	3.9-5.3	31204N • 31204R • 31204L
R390.3232.04	32	32	170	-	32	26.8	f ₁ +w-a ₁	8	3.9-5.3	31204N • 31204R • 31204L
L390.2020.01	20	20	125	22	25	18.5	f ₁ +w-a ₁	8	1.4-1.9	31201N • 31201R • 31201L
L390.2525.01	25	25	150	-	25	23.5	f ₁ +w-a ₁	8	1.4-1.9	31201N • 31201R • 31201L
L390.2020.02	20	20	125	22	25	17.5	f ₁ +w-a ₁	8	1.9-2.9	31202N • 31202R • 31202L
L390.2525.02	25	25	150	-	25	22.5	f ₁ +w-a ₁	8	1.9-2.9	31202N • 31202R • 31202L
L390.3232.02	32	32	170	-	32	29.5	f ₁ +w-a ₁	8	1.9-2.9	31202N • 31202R • 31202L
L390.2020.03	20	20	125	22	25	16.5	f ₁ +w-a ₁	8	2.9-3.9	31203N • 31203R • 31203L
L390.2525.03	25	25	150	-	25	21.5	f ₁ +w-a ₁	8	2.9-3.9	31203N • 31203R • 31203L
L390.3232.03	32	32	170	-	32	28.5	f ₁ +w-a ₁	8	2.9-3.9	31203N • 31203R • 31203L
L390.2020.04	20	20	125	22	25	14.8	f ₁ +w-a ₁	8	3.9-5.3	31204N • 31204R • 31204L
L390.2525.04	25	25	150	-	25	19.8	f ₁ +w-a ₁	8	3.9-5.3	31204N • 31204R • 31204L
L390.3232.04	32	32	170	-	32	26.8	f ₁ +w-a ₁	8	3.9-5.3	31204N • 31204R • 31204L

w,a1见刀片
w, a1 see indexable inserts

只有当工件直径 $\leq 125\text{mm}$ 时才能达到最大切深tmax
tmax can be reached only with workpiece $\varnothing \leq 125\text{ mm}$

配件
Spare Parts

刀杆 Toolholder	压板 Clamping element
R/L390...	16.4



R=右手型-如图
R = right hand version shown

L=左手型
L = left hand version

产品型号 Part number	h	b	l ₁	l ₂	h ₁	f ₁	f	t _{max}	夹持范围 Clamping range	HWS
R391.1212.01	12	12	100	21	21	10.5	f ₁ +w-a ₁	8	0.5-1.9	31201N • 31201R • 31201L • 31208N • 31211N
R391.1616.01	16	16	125	21	21	14.5	f ₁ +w-a ₁	8	0.5-1.9	31201N • 31201R • 31201L • 31208N • 31211N
R391.2020.01	20	20	125	21	21	18.5	f ₁ +w-a ₁	8	0.5-1.9	31201N • 31201R • 31201L • 31208N • 31211N
R391.2525.01	25	25	150	-	25	23.8	f ₁ +w-a ₁	8	0.5-1.9	31201N • 31201R • 31201L • 31208N • 31211N
L391.1212.01	12	12	100	21	21	10.5	f ₁ +w-a ₁	8	0.5-1.9	31201N • 31201R • 31201L • 31208N • 31211N
L391.1616.01	16	16	125	21	21	14.5	f ₁ +w-a ₁	8	0.5-1.9	31201N • 31201R • 31201L • 31208N • 31211N
L391.2020.01	20	20	125	21	21	18.5	f ₁ +w-a ₁	8	0.5-1.9	31201N • 31201R • 31201L • 31208N • 31211N
L391.2525.01	25	25	150	-	25	23.8	f ₁ +w-a ₁	8	0.5-1.9	31201N • 31201R • 31201L • 31208N • 31211N

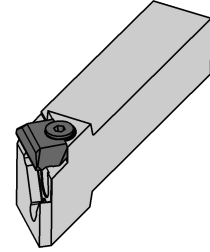
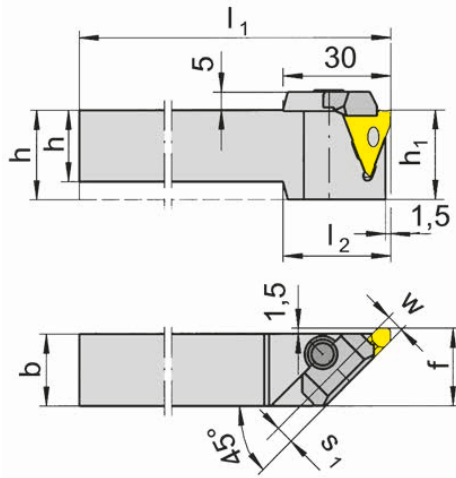
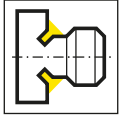
w, a1 见刀片
w, a1 see indexable inserts

只有当工件直径 $\varnothing \leq 20\text{mm}$ 时才能达到 tmax
tmax can be reached only with workpiece $\varnothing \leq 20\text{ mm}$

配件
Spare Parts

刀杆 Toolholder	压板 Clamping element	TORX PLUS® 扳手 TORX PLUS® Wrench
R/L391.1212.01	12.3	T10PL
R/L391.1616.01	14.4	T15PQ
R/L391....	16.4	

0



R=右手型-如图
R = right hand version shown

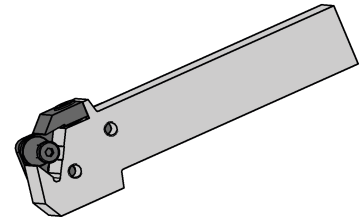
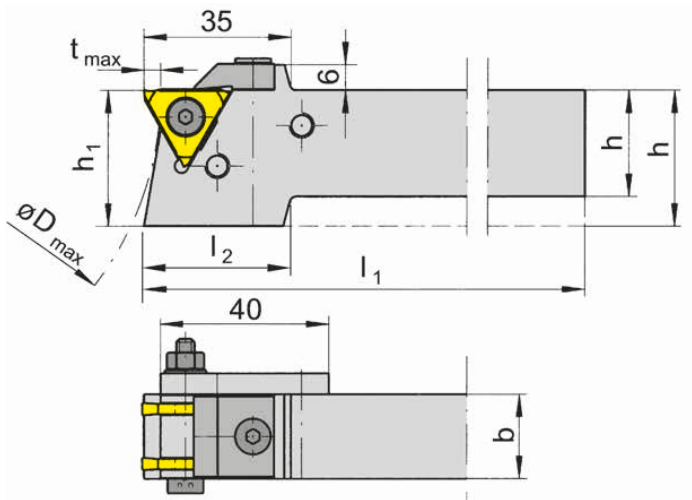
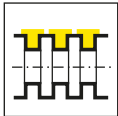
L=左手型
L = left hand version

产品型号 Part number	h	b	l ₁	l ₂	h ₁	f	s ₁	夹持范围 Clamping range	HWS
R309.1616.01	16	16	125	30	25	21.5	1.5	0.5-1.9	31201N • 31201R • 31201L
R309.2020.02	20	20	125	30	25	21.5	2.5	1.9-2.9	31202N • 31202R • 31202L
R309.2525.02	25	25	150	-	25	26.5	2.5	1.9-2.9	31202N • 31202R • 31202L
R309.3232.02	32	32	170	-	32	33.5	2.5	1.9-2.9	31202N • 31202R • 31202L
R309.2020.03	20	20	125	30	25	21.5	3.5	2.9-3.9	31203N • 31203R • 31203L
R309.2525.03	25	25	150	-	25	26.5	3.5	2.9-3.9	31203N • 31203R • 31203L
R309.3232.03	32	32	170	-	32	33.5	3.5	2.9-3.9	31203N • 31203R • 31203L
R309.2020.04	20	20	125	30	25	21.5	5.2	3.9-5.3	31204N • 31204R • 31204L
R309.2525.04	25	25	150	-	25	26.5	5.2	3.9-5.3	31204N • 31204R • 31204L
R309.3232.04	32	32	170	-	32	33.5	5.2	3.9-5.3	31204N • 31204R • 31204L
L309.1616.01	16	16	125	30	25	21.5	1.5	0.5-1.9	31201N • 31201R • 31201L
L309.2020.02	20	20	125	30	25	21.5	2.5	1.9-2.9	31202N • 31202R • 31202L
L309.2525.02	25	25	150	-	25	26.5	2.5	1.9-2.9	31202N • 31202R • 31202L
L309.2020.03	20	20	125	30	25	21.5	3.5	2.9-3.9	31203N • 31203R • 31203L
L309.2525.03	25	25	150	-	25	26.5	3.5	2.9-3.9	31203N • 31203R • 31203L
L309.3232.03	32	32	170	-	32	33.5	3.5	2.9-3.9	31203N • 31203R • 31203L
L309.2020.04	20	20	125	30	25	21.5	5.2	3.9-5.3	31204N • 31204R • 31204L
L309.2525.04	25	25	150	-	25	26.5	5.2	3.9-5.3	31204N • 31204R • 31204L

w见刀片
w see indexable inserts

配件
Spare Parts

刀杆 Toolholder	压板 Clamping element
R/L309...	21.4



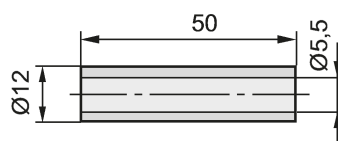
产品型号 Part number	h	b	l ₁	l ₂	h ₁	D _{max}	t _{max}	HWS
340.2020.01	20	20	170	35	32	160	4	31201N
340.2520.01	25	20	170	35	32	160	4	31201N
340.3220.01	32	20	170	-	32	160	4	31201N

仅适用于312系列非标刀片

Only usable with special inserts type 312

用于间隔环的管子 产品型号:340.0012.50 需单独订购

Tube for producing spacing rings Part number 340.0012.50 separate order required

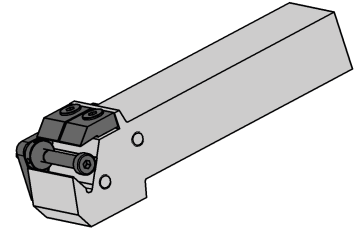
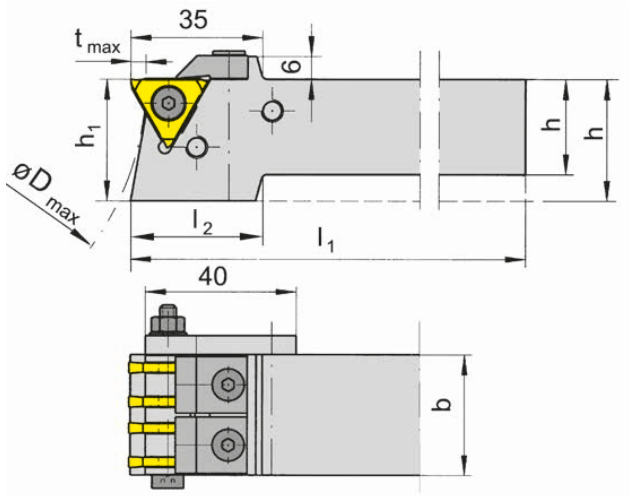
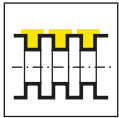


配件

Spare Parts

刀杆 Toolholder	锁紧螺钉 Clamping Screw	压板 Clamping element
340...	5.30.7984	340.0200

0

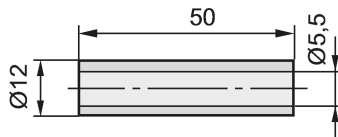


右手安装
Right hand mounted

产品型号 Part number	h	b	l ₁	l ₂	h ₁	D _{max}	t _{max}	HWS
340.2532.02	25	32	170	35	32	160	4	31202N

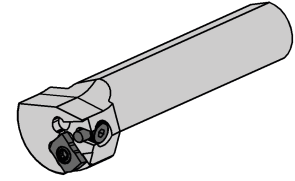
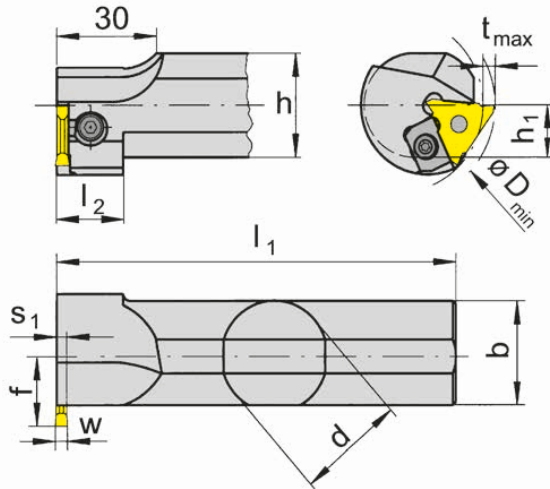
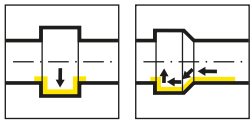
仅适用于312系列非标刀片
Only usable with special inserts type 312

用于间隔环的管子 产品型号:340.0012.50 需单独订购
Tube for producing spacing rings Part number 340.0012.50 separate order required



配件
Spare Parts

刀杆 Toolholder	锁紧螺钉 Clamping Screw	螺钉 Package screw	压板 Clamping element
340.2532.02	6.16.7991	5.40.7984	22.16



R=右手型-如图
R = right hand version shown

L=左手型
L = left hand version

产品型号 Part number	d	l ₁	l ₂	h	s ₁	h ₁	f	D _{min}	b	HWS
R330.0025.K2	25	170	20	23	2.5	11.5	20	46	25	31202N • 31202R • 31202L
R330.0032.K2	32	200	20	30	2.5	15	20	46	30	31202N • 31202R • 31202L
R330.0040.K2	40	250	-	38	2.5	19	24	46	38	31202N • 31202R • 31202L
R330.0025.K3	25	170	20	23	3.5	11.5	20	46	25	31203N • 31203R • 31203L
R330.0032.K3	32	200	20	30	3.5	15	20	46	30	31203N • 31203R • 31203L
R330.0040.K3	40	250	-	38	3.5	19	24	46	38	31203N • 31203R • 31203L
R330.0025.K4	25	170	20	23	5.5	11.5	20	46	25	31204N • 31204R • 31204L
R330.0032.K4	32	200	20	30	5.5	15	20	46	30	31204N • 31204R • 31204L
R330.0040.K4	40	250	-	38	5.5	19	24	46	38	31204N • 31204R • 31204L
L330.0025.K2	25	170	20	23	2.5	11.5	20	46	25	31202N • 31202R • 31202L
L330.0032.K2	32	200	20	30	2.5	15	20	46	30	31202N • 31202R • 31202L
L330.0040.K2	40	250	-	38	2.5	19	24	46	38	31202N • 31202R • 31202L
L330.0025.K3	25	170	20	23	3.5	11.5	20	46	25	31203N • 31203R • 31203L
L330.0032.K3	32	200	20	30	3.5	15	20	46	30	31203N • 31203R • 31203L
L330.0040.K3	40	250	-	38	3.5	19	24	46	38	31203N • 31203R • 31203L
L330.0025.K4	25	170	20	23	5.5	11.5	20	46	25	31204N • 31204R • 31204L
L330.0032.K4	32	200	20	30	5.5	15	20	46	30	31204N • 31204R • 31204L
L330.0040.K4	40	250	20	38	5.5	19	24	46	38	31204N • 31204R • 31204L

w见刀片
w see indexable inserts

切槽深度与孔径ø的关系
Depth of groove in relation to bore ø

Dmin	tmax
46	2
50	3
60	4
80	4,5
100	5

配件
Spare Parts

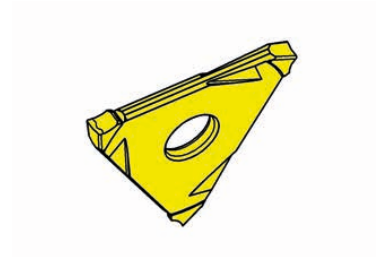
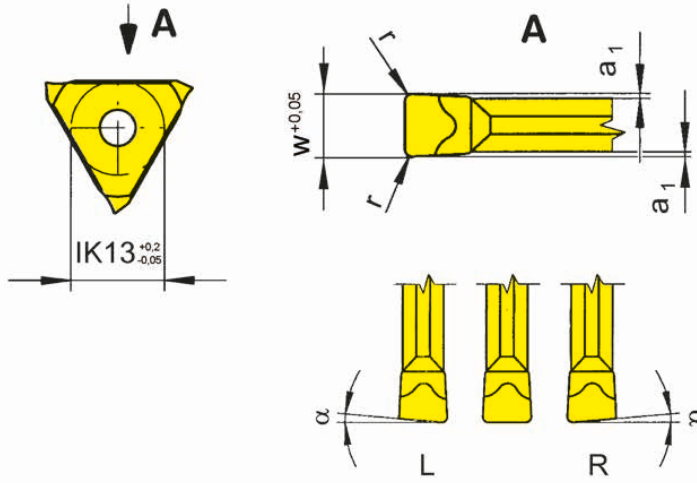
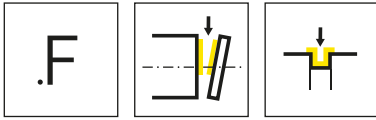
常规刀柄 Basic toolholder	锁紧螺钉 Clamping Screw	压板 Clamping element	TORX PLUS®扳手 TORX PLUS® Wrench
R/L330...	5.12T20P	15.4	T20PQ

可转位刀片 Indexable insert

S312



O

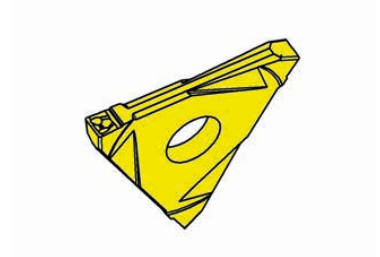
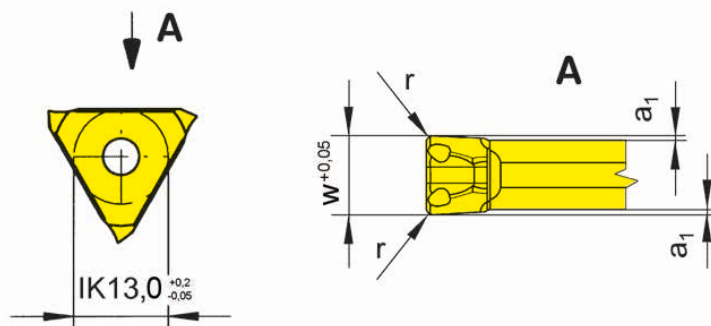
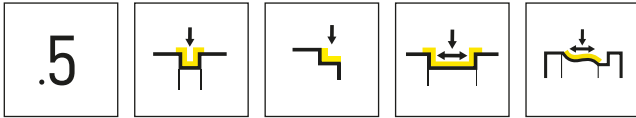


R=右手型-如图
R = right hand version shown

L=左手型
L = left hand version

硬质合金牌号
Carbide grades
▲ 库存
on stock
△ 4周
4 weeks

产品型号 Part number	w	r	α	a ₁	HIS	硬质合金牌号 Carbide grades					
						AL96	EG56	TC92	TF45	TF46	TI25
RS312.0520.F2	2	0.2	5°	0.25	31202N		▲			▲	▲
RS312.0525.F2	2.5	0.2	5°	0.25	31202N		▲			▲	▲
LS312.0520.F2	2	0.2	5°	0.25	31202N		▲			▲	▲
LS312.0525.F2	2.5	0.2	5°	0.25	31202N		▲			▲	▲
S312.0200.F2	2	0.2	0°	0.25	31202N	▲	▲	▲	▲	▲	▲
S312.0250.F2	2.5	0.2	0°	0.25	31202N	▲	▲	▲	▲	▲	▲
S312.0400.F2	4	0.2	0°	0.25	31204N		▲			▲	▲
S312.0400.F4	4	0.4	0°	0.25	31204N		▲			▲	▲
S312.0500.F2	5	0.2	0°	0.25	31204N		▲			▲	▲
S312.0500.F4	5	0.4	0°	0.25	31204N		▲			▲	▲
P	●	●	●	●	●	●	●	●	●	●	●
M	-	○	-	●	○	●					
K	●	○	-	●	●	●					
N	●	-	-	●	●	●					
S	-	-	-	●	○	●					
H	-	-	-	-	-	-					



硬质合金牌号
Carbide grades

▲ 库存
on stock

△ 4周
4 weeks

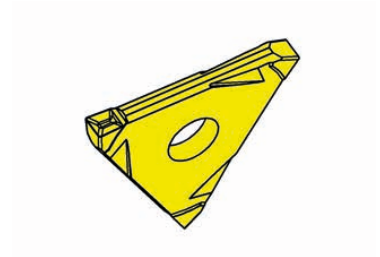
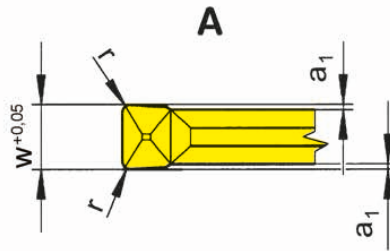
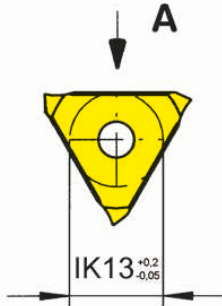
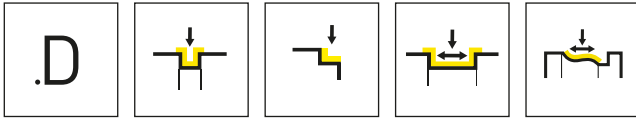
产品型号 Part number	w	r	a ₁	HIS	硬质合金牌号 Carbide grades										
					AL96	AS62	AS66	EG56	TC92	TF45	TF46	TI25	TN32	TN35	
S312.0250.52	2.5	0.2	0.25	31202N	▲	▲	▲	▲	△	▲	▲	▲	▲	▲	
S312.0250.54	2.5	0.4	0.25	31202N	△	▲	▲	▲	△	▲	▲	▲	▲	▲	▲
S312.0300.52	3	0.2	0.25	31203N	△	▲	▲	▲	△	▲	▲	▲	▲	▲	
S312.0300.54	3	0.4	0.25	31203N	△	▲	▲	▲	△	△	▲	▲	▲	▲	
S312.0400.52	4	0.2	0.25	31204N		▲	▲	▲			▲	▲	▲	△	
S312.0400.54	4	0.4	0.25	31204N		▲	▲	▲			▲	▲	▲	▲	
S312.0500.52	5	0.2	0.25	31204N		▲	▲	▲			▲	△	△	△	
S312.0500.54	5	0.4	0.25	31204N		▲	▲	△			▲	▲	△	△	
P	●	●	●	●	●	●	●	●	●	●	●	●	●	●	●
M	-	-	○	○	-	●	○	●	-	○	●	-	-	●	
K	●	-	●	○	-	●	●	●	-	●	●	-	-	●	
N	●	-	●	-	-	●	●	●	-	●	●	-	-	●	
S	-	-	○	-	-	●	○	●	-	○	●	-	-	●	
H	-	-	-	-	-	-	-	-	-	-	-	-	-	-	

可转位刀片 Indexable insert

S312



O

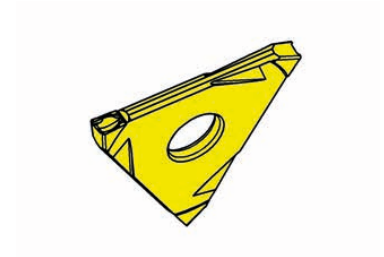
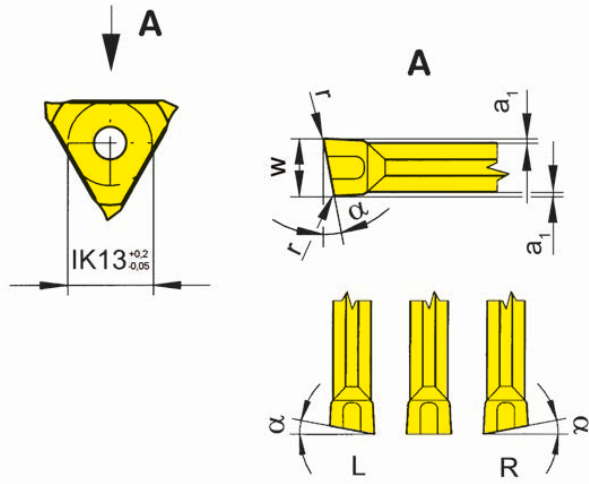
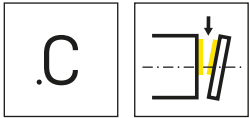


硬质合金牌号
Carbide grades

▲ 库存
on stock

△ 4周
4 weeks

产品型号 Part number	w	r	a ₁	HIS	硬质合金牌号 Carbide grades								
					AL96	AS62	AS66	EG56	TC92	TF45	TF46	TI25	TN32
S312.0200.D2	2	0.2	0.25	31202N	▲	▲	▲	▲	▲	▲	▲	▲	▲
S312.0200.D4	2	0.4	0.25	31202N	▲	▲	▲	▲	▲	▲	▲	▲	▲
S312.0250.D2	2.5	0.2	0.25	31202N	▲	▲	▲	▲	▲	▲	▲	▲	▲
S312.0250.D4	2.5	0.4	0.25	31202N	▲	▲	▲	▲	▲	▲	▲	▲	▲
S312.0300.D2	3	0.2	0.25	31203N	▲	▲	▲	▲	▲	▲	▲	▲	▲
S312.0300.D4	3	0.4	0.25	31203N	▲	▲	▲	▲	▲	▲	▲	▲	▲
P	●	●	●	●	●	●	●	●	●	●	●	●	●
M	-	-	○	○	-	●	○	●	-	○	●	-	-
K	●	-	●	○	-	●	●	●	-	●	●	-	-
N	●	-	●	-	-	●	●	●	-	●	●	-	-
S	-	-	○	-	-	●	○	●	-	○	●	-	-
H	-	-	-	-	-	-	-	-	-	-	-	-	-



R=右手型-如图
R = right hand version shown

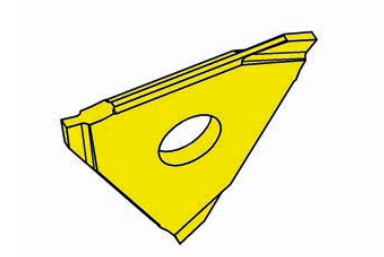
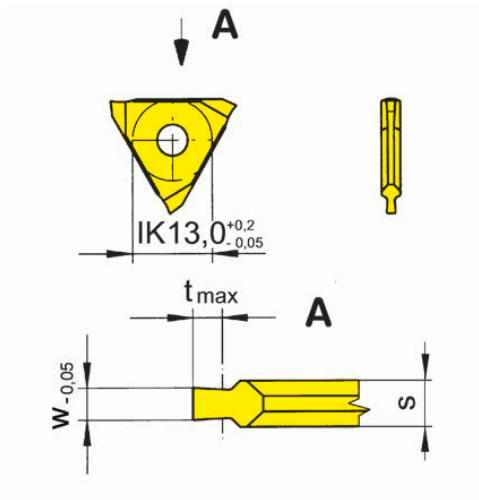
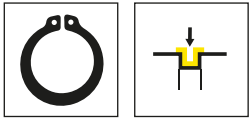
L=左手型
L = left hand version

▲ 库存
on stock

硬质合金牌号
Carbide grades
△ 4周
4 weeks

产品型号 Part number	w	r	α	a_1	HIS	EG55	TF46	TI25
RS312.0520.C2	2	0.2	5°	0.25	31202N	▲	▲	▲
RS312.0525.C2	2.5	0.2	5°	0.25	31202N	△	▲	▲
RS312.0530.C2	3	0.2	5°	0.25	31203N	△	△	▲
LS312.0520.C2	2	0.2	5°	0.25	31202N	▲	△	▲
LS312.0525.C2	2.5	0.2	5°	0.25	31202N		△	▲
LS312.0530.C2	3	0.2	5°	0.25	31203N	△		△
S312.0200.C2	2	0.2	0°	0.25	31202N	▲	▲	▲
S312.0250.C2	2.5	0.2	0°	0.25	31202N	▲	△	▲
S312.0300.C2	3	0.2	0°	0.25	31203N	△	△	△
P	●	●	●					
M	○	○	●					
K	○	●	●					
N	-	●	●					
S	-	○	●					
H	-	-	-					

0

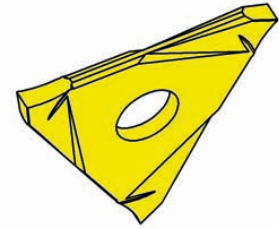
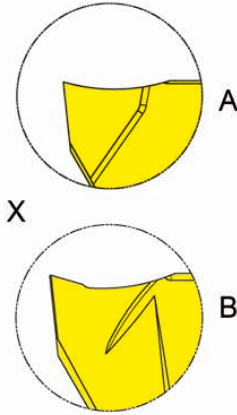
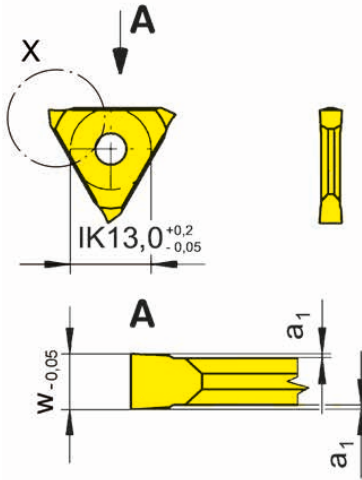
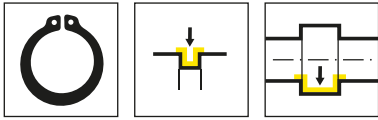


硬质合金牌号
Carbide grades

▲ 库存
on stock

△ 4周
4 weeks

产品型号 Part number	w	Nw	t _{max}	s	HIS	EG35	EG52	TN32
312.0034.15	0.38	0.34	0.6	1.5	31201N	△		
312.0044.15	0.44	0.4	0.7	1.5	31201N	△		
312.0050.15	0.57	0.5	0.7	1.5	31201N		▲	▲
312.0060.15	0.67	0.6	0.8	1.5	31201N		▲	▲
312.0070.15	0.77	0.7	1.1	1.5	31201N		▲	▲
312.0080.15	0.87	0.8	1.2	1.5	31201N		▲	▲
312.0090.15	0.97	0.9	1.4	1.5	31201N		▲	▲
312.0100.15	1.07	1	1.6	1.5	31201N		▲	▲
						P	●	●
						M	●	○
						K	○	-
						N	-	-
						S	-	-
						H	-	-



形式A = 完全研磨
Form A = completely ground

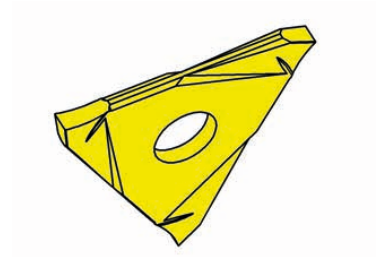
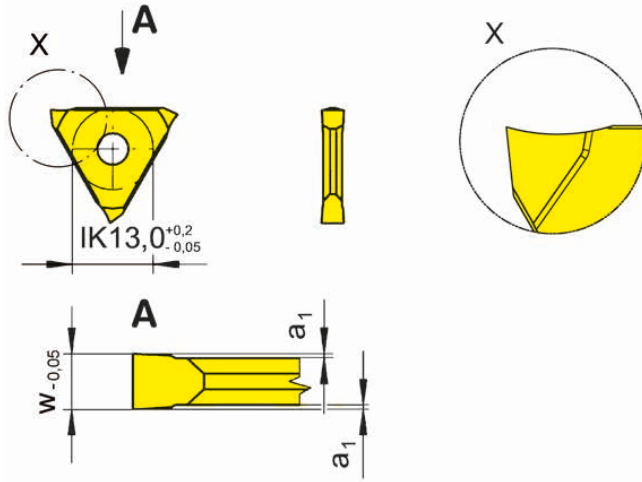
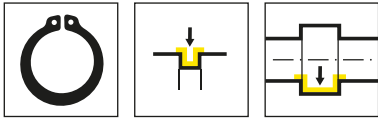
形式B = 部分研磨
Form B = partially ground

▲ 库存
on stock

硬质合金牌号
Carbide grades
△ 4周
4 weeks

产品型号 Part number	w	Nw	a ₁	形式 Form	HIS	K10	MG12	P20	EG35	EG55	EG56	HS32	HS36	TA45	TC92	TF45	TF46	TI25	TN32	TN35	H20	
312.0050.00	0,57	0,5	0,07	A	31201N	▲		▲		▲						▲	▲		▲			
312.0060.00	0,67	0,6	0,07	A	31201N	▲		▲		▲						▲	▲		▲			
312.0070.00	0,77	0,7	0,08	A	31201N	▲		▲		▲						▲	▲		▲			
312.0080.00	0,87	0,8	0,08	A	31201N	▲		▲		▲						▲	▲		▲			
312.0090.00	0,97	0,9	0,08	A	31201N	▲		▲		▲						▲	▲		▲	▲		
312.0100.00	1,07	1	0,09	A	31201N	▲		▲		▲			△	△		▲	▲	▲	▲	▲	▲	△
312.0110.00	1,24	1,1	0,2	A	31201N	▲		▲		▲						▲	▲	▲	▲	▲	▲	
312.0130.00	1,44	1,3	0,2	A	31201N	▲		▲		▲						▲	▲	▲	▲	▲	▲	
312.0160.00	1,74	1,6	0,2	A	31201N	▲		▲		▲						▲	▲	▲	▲	▲	▲	
312.0185.00	1,99	1,85	0,2	B	31201N	▲	▲	▲		▲	△					▲	▲	▲	▲	▲	▲	▲
312.0215.00	2,29	2,15	0,2	B	31202N	▲	▲	▲		▲				▲		▲	▲	▲	▲	▲	▲	▲
312.0265.00	2,79	2,65	0,2	B	31202N	▲	▲	▲		▲				▲		▲	▲	▲	▲	▲	▲	▲
312.0315.00	3,29	3,15	0,2	B	31203N	▲		▲		▲				▲		▲	▲	▲	▲	▲	▲	▲
312.0415.00	4,29	4,15	0,2	B	31204N	▲		▲		▲						▲	▲	▲	▲	▲	▲	▲
312.0515.00	5,29	5,15	0,2	B	31204N	▲		▲	▲	▲					△	▲	▲	▲	▲	▲	▲	△
P	●	○	●	●	●	●	○	-	●	●	●	○	-	●	●	●	●	●	●	●	●	●
M	○	-	-	●	○	○	○	-	●	-	●	○	-	●	-	●	○	●	-	●	○	○
K	●	-	-	○	○	○	-	-	●	-	●	-	●	-	●	●	●	●	-	●	-	-
N	●	-	-	-	-	-	-	-	-	-	-	-	-	-	-	●	●	●	-	●	-	-
S	○	-	-	-	-	-	-	-	-	-	-	-	-	●	-	●	○	●	-	●	-	-
H	-	-	-	-	-	-	-	-	-	-	●	●	-	-	-	-	-	-	-	-	-	-

0



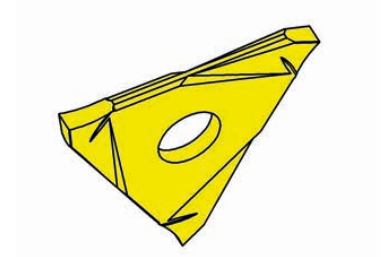
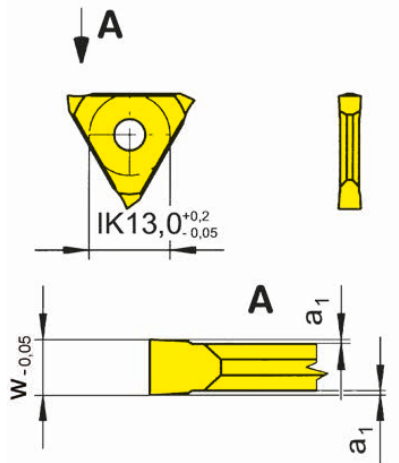
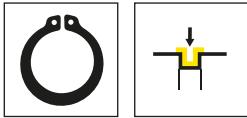
完全研磨
completely ground

硬质合金牌号
Carbide grades

▲ 库存
on stock

△ 4周
4 weeks

产品型号 Part number	w	Nw	a ₁	HIS	K10	P20	EG56	TN32
312.0185.10	1.99	1.85	0.2	31201N	△	▲		▲
312.0215.10	2.29	2.15	0.2	31202N	▲	△	▲	
312.0265.10	2.79	2.65	0.2	31202N	▲	▲	△	
312.0315.10	3.29	3.15	0.2	31203N	▲	△	△	
312.0415.10	4.29	4.15	0.2	31204N	▲	▲	▲	
					P ●	●	●	●
					M ○	-	○	-
					K ●	-	○	-
					N ●	-	-	-
					S ○	-	-	-
					H -	-	-	-



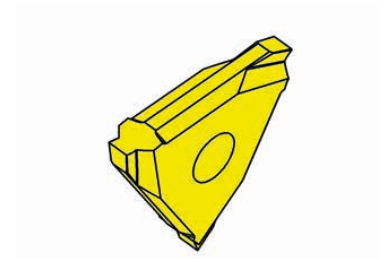
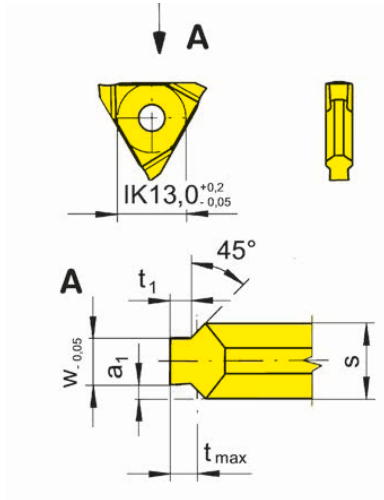
硬质合金牌号
Carbide grades

▲ 库存
on stock

△ 4周
4 weeks

产品型号 Part number	w	Nw	a ₁	HIS	EG55	TN35
312.0110.80	1.24	1.1	0.2	31201N	▲	▲
312.0130.80	1.44	1.3	0.2	31201N	▲	▲
312.0160.80	1.74	1.6	0.2	31201N	▲	▲
312.0185.80	1.99	1.85	0.2	31201N	▲	▲
312.0215.80	2.29	2.15	0.2	31202N	▲	▲
312.0265.80	2.79	2.65	0.2	31202N	▲	▲
312.0315.80	3.29	3.15	0.2	31203N	△	▲
312.0415.80	4.29	4.15	0.2	31204N	▲	▲
312.0515.80	5.29	5.15	0.2	31204N		▲
					P ● ●	
					M ○ ●	
					K ○ ●	
					N - ●	
					S - ●	
					H - -	

0

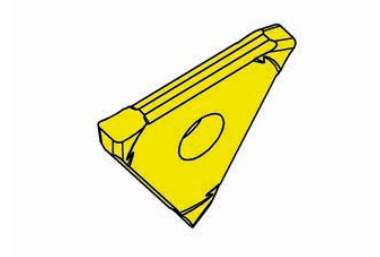
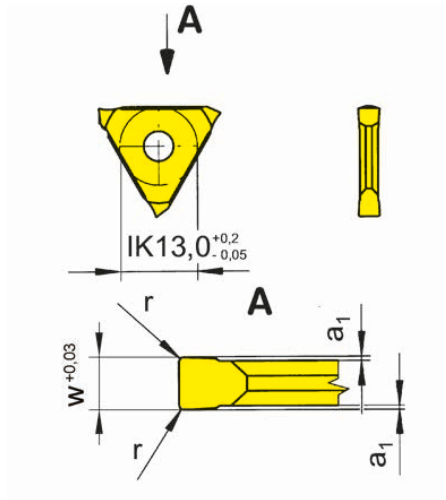
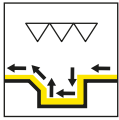


硬质合金牌号
Carbide grades

▲ 库存
on stock

△ 4周
4 weeks

产品型号 Part number	w	Nw	t _{max}	a ₁	s	t ₁	HIS		P20	EG52	TN32	TN35	
312.1101.25	1.24	1.1	0.2	0.64	2.5	0.19	31202N			▲	▲		
312.1102.25	1.24	1.1	0.25	0.64	2.5	0.24	31202N			▲	▲		
312.1103.25	1.24	1.1	0.3	0.64	2.5	0.29	31202N			▲	▲		
312.1104.25	1.24	1.1	0.35	0.64	2.5	0.33	31202N			▲	▲		
312.1105.25	1.24	1.1	0.4	0.64	2.5	0.36	31202N		▲	▲	▲	▲	
312.1306.25	1.44	1.3	0.55	0.54	2.5	0.45	31202N		▲	▲	▲		
312.1607.33	1.74	1.6	0.7	0.79	3.3	0.6	31203N			▲	▲		
312.1608.33	1.74	1.6	0.85	0.79	3.3	0.75	31203N		▲	▲	▲		
312.1609.33	1.74	1.6	1	0.79	3.3	0.85	31203N			▲	▲		
312.1810.33	1.99	1.85	1	0.67	3.3	0.85	31203N			▲	▲		
312.1812.33	1.99	1.85	1.25	0.67	3.3	1.1	31203N		▲	▲	▲		
312.2115.43	2.29	2.15	1.5	1.02	4.3	1.35	31204N		▲	▲	▲		
312.2616.43	2.79	2.65	1.5	0.77	4.3	1.35	31204N		▲	▲	▲		
312.2617.43	2.79	2.65	1.75	0.77	4.3	1.6	31204N		▲	▲	▲		
312.3118.53	3.29	3.15	1.75	1.02	5.3	1.6	31204N		▲	▲	▲		
312.4120.53	4.29	4.15	2	0.52	5.3	1.85	31204N			▲	▲		
312.4125.53	4.29	4.15	2.5	0.52	5.3	2.35	31204N			▲	▲		
312.5130.63	5.29	5.15	3	0.52	6.3	2.85	31204N			▲	▲		
									P	●	●	●	●
									M	-	○	-	●
									K	-	-	-	●
									N	-	-	-	●
									S	-	-	-	●
									H	-	-	-	-



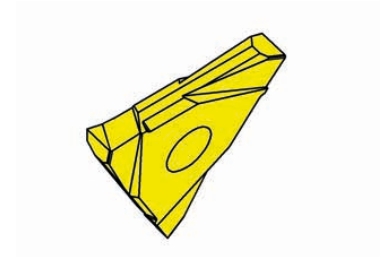
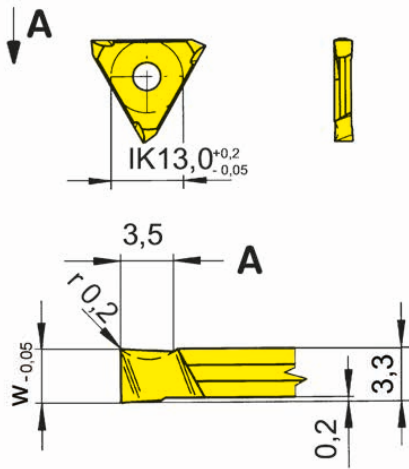
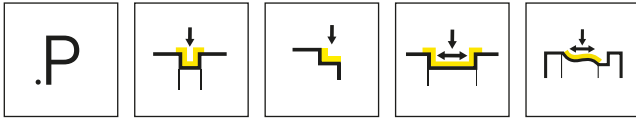
硬质合金牌号
Carbide grades

▲ 库存
on stock

△ 4周
4 weeks

产品型号 Part number	w	r	a ₁	HIS	硬质合金牌号 Carbide grades										
					K10	P20	AS62	EG52	TF45	TI22	TI25	TN32	TN35	H20	
312.0100.02	1	0.2	0.1	31201N				▲			▲	▲			
312.0150.02	1.5	0.2	0.25	31201N	△	▲		▲			▲	▲	▲		
312.0200.02	2	0.2	0.25	31202N	▲	▲		▲	▲		▲	▲	▲	▲	▲
312.0200.04	2	0.4	0.25	31202N		▲	▲	▲			▲	▲	▲	▲	▲
312.0300.02	3	0.2	0.25	31203N	△	▲		▲			▲	▲	▲	▲	▲
312.0300.06	3	0.6	0.25	31203N		▲		▲			▲	▲	▲	▲	▲
312.0400.02	4	0.2	0.25	31204N		▲		▲			▲	▲	▲	▲	▲
312.0400.08	4	0.8	0.25	31204N		△		▲			▲	▲	▲	▲	▲
312.0400.12	4	1.2	0.25	31204N		△		△			▲	▲	▲	▲	▲
					P	●	●	●	●	●	●	●	●	●	●
					M	○	-	-	○	●	-	●	-	●	○
					K	●	-	-	-	●	-	●	-	●	-
					N	●	-	-	-	●	-	●	-	●	-
					S	○	-	-	-	●	-	●	-	●	-
					H	-	-	-	-	-	-	-	-	-	-

0



L=左手型-如图
L = left hand version shown

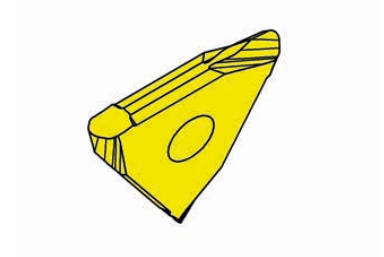
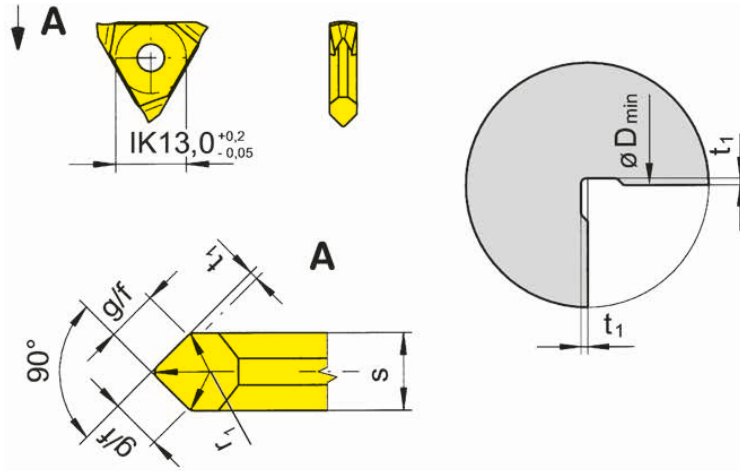
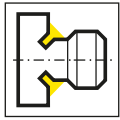
R=右手型
R = right hand version

硬质合金牌号
Carbide grades
▲ 库存
on stock
△ 4周
4 weeks

产品型号 Part number	w	HIS	P20	EG52	TC92	TN32
R312.3031.33	3.29	31203N	▲	▲		▲
L312.3031.33	3.29	31203N	△	▲	△	▲

特殊的刀尖几何结构在径向和轴向右侧切槽时都有一个正切削角。
The special cutting geometry permits a positive chip breaking angle when keeping a straight and right angled cutting edge.

P	●	●	●	●
M	-	○	-	-
K	-	-	-	-
N	-	-	-	-
S	-	-	-	-
H	-	-	-	-



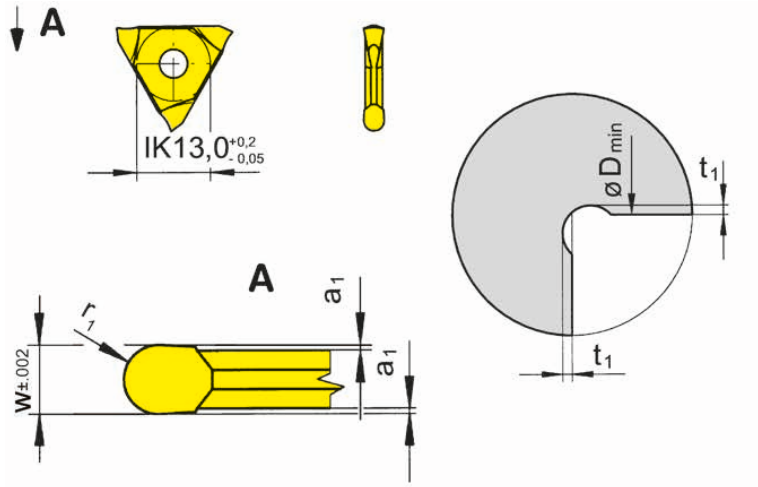
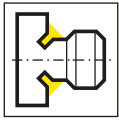
硬质合金牌号
Carbide grades

▲ 库存
on stock

△ 4周
4 weeks

产品型号 Part number	D_{min}	t_1	s	g/f	r_1	HIS	P20	AS62	EG52	TC92	
312.0602.24	19	0.2	2.4	1.7	0.6	31202N	▲	▲	▲	▲	
312.0603.33	23	0.3	3.3	2.3	0.6	31203N	▲		▲		
312.1002.30	20	0.2	3	2.1	1	31203N	▲		△		
312.1004.50	29	0.4	5	3.6	1	31204N	▲		▲		
312.1603.50	25	0.3	5	3.6	1.6	31204N	△		△		
							P	●	●	●	●
							M	-	-	○	-
							K	-	-	-	-
							N	-	-	-	-
							S	-	-	-	-
							H	-	-	-	-

O

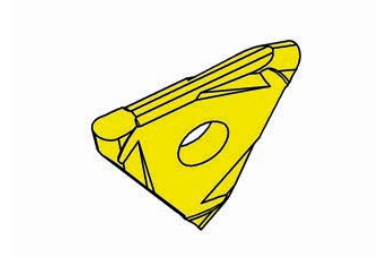
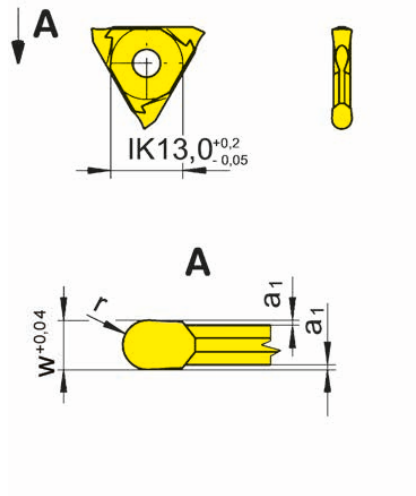
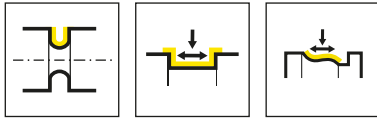


硬质合金牌号
Carbide grades

▲ 库存
on stock

△ 4周
4 weeks

产品型号 Part number	w	a ₁	r ₁	D _{min}	t ₁	HIS	K10	P20	EG52	TC92	TF45	TN32	TN35
312.0010.20	2	0.2	1	22	0.7	31202N	▲	▲	▲	▲	△	▲	▲
312.0015.30	3	0.2	1.5	27	1	31202N	▲	▲	▲	▲		▲	
312.0020.40	4	0.2	2	30	1.2	31204N	▲	▲	▲	▲		▲	
312.0025.50	5	0.2	2.5	35	1.5	31204N		▲	▲	△		▲	
P	●	●	●	●	●	●	●	●	●	●	●	●	●
M	○	-	○	-	●	-	●						
K	●	-	-	-	●	-	●						
N	●	-	-	-	●	-	●						
S	○	-	-	-	●	-	●						
H	-	-	-	-	-	-	-	-	-	-	-	-	-



硬质合金牌号
Carbide grades

▲ 库存
on stock

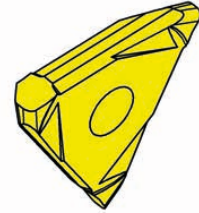
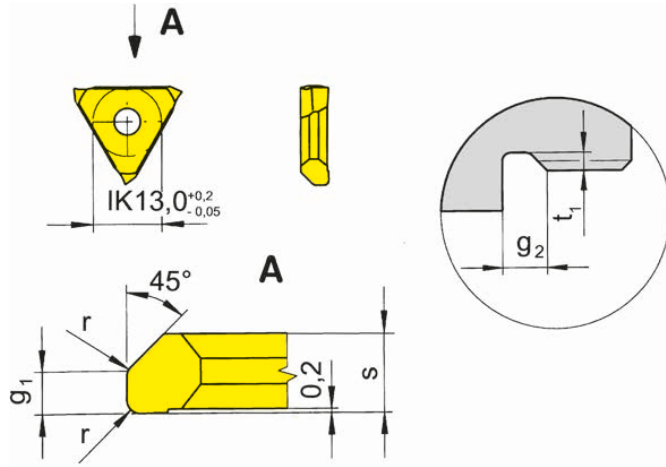
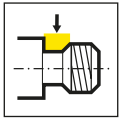
△ 4周
4 weeks

产品型号 Part number	w	a ₁	r	HIS	P20	AS45	EG35	EG55	TF45	TH35	TI25	TN32	TN35
312.0050.02	0.5	0.07	0.25	31201N	▲	▲	▲					▲	
312.0100.05	1	0.09	0.5	31201N	▲	▲	▲			△		▲	△
312.0110.05	1.1	0.09	0.55	31201N		▲		△					
312.0120.06	1.2	0.2	0.6	31201N	▲	▲		▲				▲	
312.0140.07	1.4	0.2	0.7	31201N		▲		▲					
312.0160.08	1.6	0.25	0.8	31201N	▲	▲		▲				▲	
312.0180.09	1.8	0.25	0.9	31201N		▲		▲					
312.0200.10	2	0.25	1	31201N	▲	▲		▲	△		△	▲	
312.0220.11	2.2	0.25	1.1	31202N		▲		▲					
312.0250.12	2.5	0.25	1.25	31202N	▲	▲		△				▲	
312.0280.14	2.8	0.25	1.4	31202N		▲		△					
312.0300.15	3	0.25	1.5	31202N	▲	▲		▲				▲	
312.0360.18	3.6	0.25	1.8	31203N		▲		△					
312.0400.20	4	0.25	2	31203N	▲	▲		△				▲	

切宽1.6mm以上只推荐用于切槽
Width of groove up to 1,6 mm recommend only for grooving

P	●	●	●	●	●	●	●	●	●	●	●	●	●
M	-	●	●	○	●	●	●	●	●	●	-	-	●
K	-	●	○	○	●	●	●	●	●	●	-	-	●
N	-	○	-	-	●	●	●	●	●	●	-	-	●
S	-	●	-	-	●	●	●	●	●	●	-	-	●
H	-	-	-	-	-	-	-	-	-	-	-	-	-

O



R=右手型-如图
R = right hand version shown

L=左手型
L = left hand version

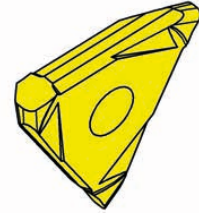
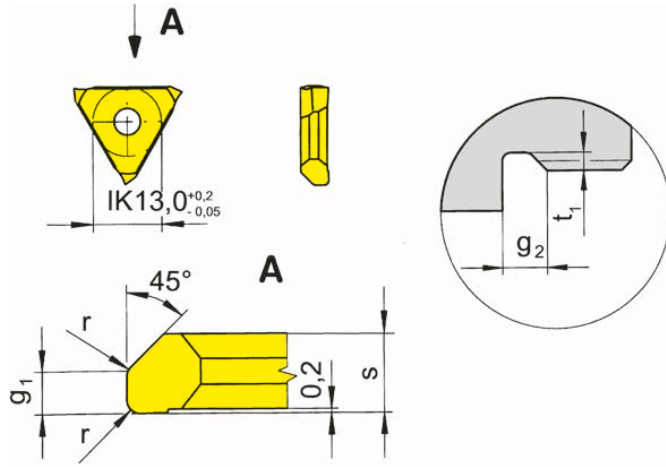
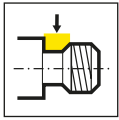
▲ 库存
on stock

△ 4周
4 weeks

硬质合金牌号
Carbide grades

产品型号 Part number	P	r	t ₁	s	g ₁	g ₂	HIS	P20	EG55	TN35
R312.1050.17	0.5	0.2	0.4	1.7	0.6	1	31201N • 31201R	△	▲	▲
R312.1060.17	0.6	0.4	0.5	1.7	0.7	1.2	31201N • 31201R	△	△	△
R312.1070.17	0.7	0.4	0.55	1.7	0.85	1.4	31201N • 31201R	△	△	△
R312.1080.27	0.8	0.4	0.65	2.7	0.95	1.6	31202N • 31202R	△	▲	▲
R312.1100.27	1	0.6	0.8	2.7	1.2	2	31202N • 31202R	△	▲	▲
R312.1125.27	1.25	0.6	1	2.7	1.5	2.5	31202N • 31202R	△	▲	▲
R312.1150.37	1.5	0.8	1.15	3.7	1.85	3	31203N • 31203R	△	▲	▲
R312.1175.37	1.75	1	1.3	3.7	2.2	3.5	31203N • 31203R	△	△	△
R312.1200.53	2	1	1.5	5.3	2.5	4	31204N • 31204R	▲	△	△
R312.1250.53	2.5	1.2	1.8	5.3	3.2	5	31204N • 31204R	△	△	△
R312.1300.63	3	1.6	2.2	6.3	3.8	6	31204N • 31204R	△	△	△
L312.1050.17	0.5	0.2	0.4	1.7	0.6	1	31201N • 31201L	△	△	△
L312.1060.17	0.6	0.4	0.5	1.7	0.7	1.2	31201N • 31201L	△	△	△
L312.1070.17	0.7	0.4	0.55	1.7	0.85	1.4	31201N • 31201L	△	△	△
L312.1080.27	0.8	0.4	0.65	2.7	0.95	1.6	31202N • 31202L	△	△	▲
L312.1100.27	1	0.6	0.8	2.7	1.2	2	31202N • 31202L	△	△	△
L312.1125.27	1.25	0.6	1	2.7	1.5	2.5	31202N • 31202L	△	△	▲
L312.1150.37	1.5	0.8	1.15	3.7	1.85	3	31203N • 31203L	△	△	△
L312.1175.37	1.75	1	1.3	3.7	2.2	3.5	31203N • 31203L	△	△	△
L312.1200.53	2	1	1.5	5.3	2.5	4	31204N • 31204L	△	△	△
L312.1250.53	2.5	1.2	1.8	5.3	3.2	5	31204N • 31204L	△	△	△
L312.1300.63	3	1.6	2.2	6.3	3.8	6	31204N • 31204L	△	△	△

P	●	●	●
M	-	○	●
K	-	○	●
N	-	-	●
S	-	-	●
H	-	-	-



R=右手型-如图
R = right hand version shown

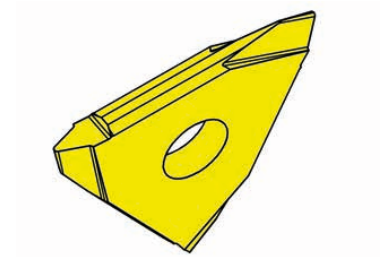
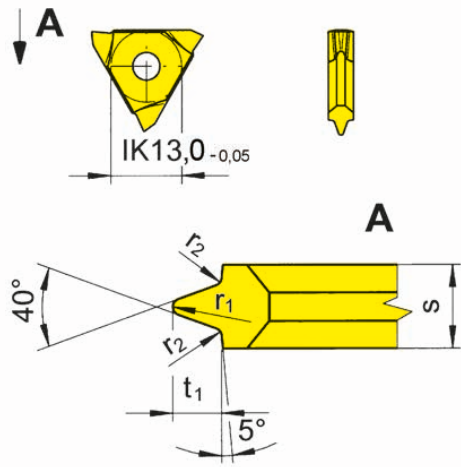
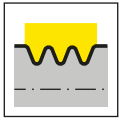
L=左手型
L = left hand version

▲ 库存
on stock

硬质合金牌号
Carbide grades
▲ 4周
4 weeks

产品型号 Part number	P	r	t ₁	s	g ₁	g ₂	HIS	P20	EG55	TN35
R312.3050.17	0.5	0.2	0.4	1.7	1.1	1.5	31201N • 31201R		▲	▲
R312.3060.27	0.6	0.4	0.5	2.7	1.3	1.8	31202N • 31202R	▲		▲
R312.3070.27	0.7	0.4	0.55	2.7	1.55	2.1	31202N • 31202R	▲		▲
R312.3080.27	0.8	0.4	0.65	2.7	1.75	2.4	31202N • 31202R	▲	▲	▲
R312.3100.37	1	0.6	0.8	3.7	2.2	3	31203N • 31203R	▲	▲	▲
R312.3125.53	1.25	0.6	1	5.3	2.8	3.8	31204N • 31204R		▲	▲
R312.3150.53	1.5	0.8	1.15	5.3	3.35	4.5	31204N • 31204R		▲	▲
R312.3175.56	1.75	1	1.3	5.6	4	5.3	31204N • 31204R		▲	▲
R312.3200.63	2	1	1.5	6.3	4.5	6	31204N • 31204R		▲	▲
L312.3050.17	0.5	0.2	0.4	1.7	1.1	1.5	31201N • 31201L	▲	▲	▲
L312.3060.27	0.6	0.4	0.5	2.7	1.3	1.8	31202N • 31202L	▲	▲	▲
L312.3070.27	0.7	0.4	0.55	2.7	1.55	2.1	31202N • 31202L	▲	▲	▲
L312.3080.27	0.8	0.4	0.65	2.7	1.75	2.4	31202N • 31202L	▲	▲	▲
L312.3100.37	1	0.6	0.8	3.7	2.2	3	31203N • 31203L	▲	▲	▲
L312.3125.53	1.25	0.6	1	5.3	2.8	3.8	31204N • 31204L	▲	▲	▲
L312.3150.53	1.5	0.8	1.15	5.3	3.35	4.5	31204N • 31204L	▲		▲
L312.3175.56	1.75	1	1.3	5.6	4	5.3	31204N • 31204L	▲	▲	▲
L312.3200.63	2	1	1.5	6.3	4.5	6	31204N • 31204L	▲	▲	▲
	P	●	●	●						
	M	-	○	●						
	K	-	○	●						
	N	-	-	●						
	S	-	-	●						
	H	-	-	-						

O



硬质合金牌号
Carbide grades

▲ 库存
on stock

△ 4周
4 weeks

产品型号 Part number	r ₂	t ₁	s	r ₁	HIS	P20	EG52	TN32
312.0223.23	0.2	2.3	2.34	0.25	31202N	▲	▲	▲
312.0223.30	0.2	2.3	3	0.25	31203N	▲	▲	▲

312.0223.23刀片用于多槽切削 312.0223.30刀片用于单槽切削
Insert 312.0223.23 for multi grooving Insert 312.0223.30 for single grooving

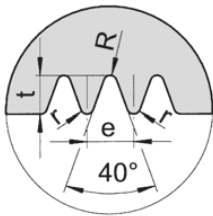
槽型:

J型复合V形皮带轮槽

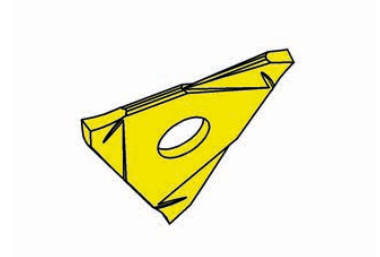
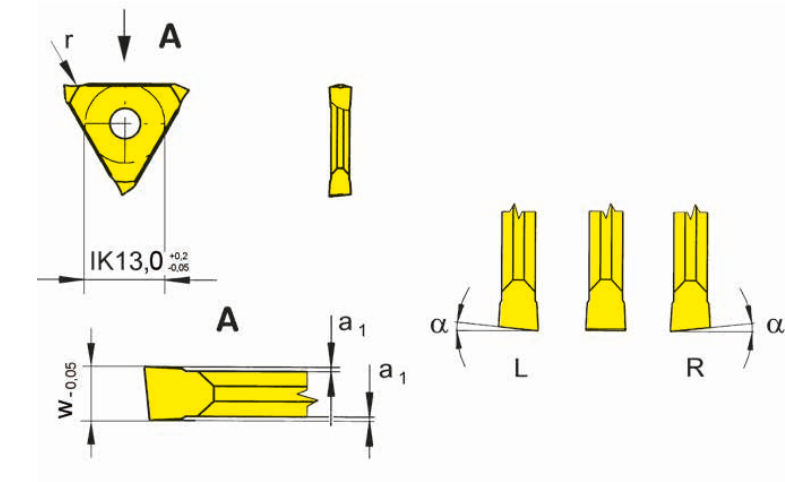
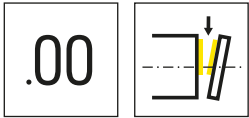
Shape of groove:

Poly-V-belt grooves profile „J“

P	●	●	●
M	-	○	-
K	-	-	-
N	-	-	-
S	-	-	-
H	-	-	-



e	t		R		r
	max	min	max	min	
±0,25 2,34	2,34	2,08	0,38	0,25	0,2



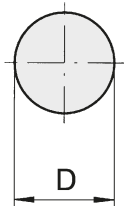
R=右手型-如图
R = right hand version shown

L=左手型
L = left hand version

硬质合金牌号
Carbide grades
▲ 库存 on stock
△ 4周 4 weeks

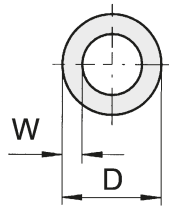
产品型号 Part number	w	α	a_1	HIS	EG35	TF45	TF46	TI25	TN35
R312.0614.00	1.44	6°	0.2	31201N	▲	▲	▲	▲	▲
L312.0614.00	1.44	6°	0.2	31201N	▲	▲	△	▲	▲
					P	●	●	●	●
					M	●	●	●	●
					K	○	●	●	●
					N	-	●	●	●
					S	-	○	●	●
					H	-	-	-	-

实心棒料切断
Parting off solid bars



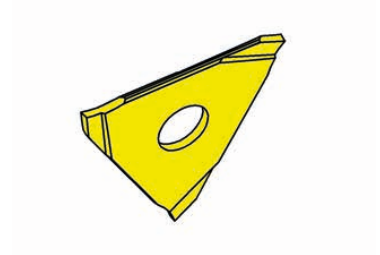
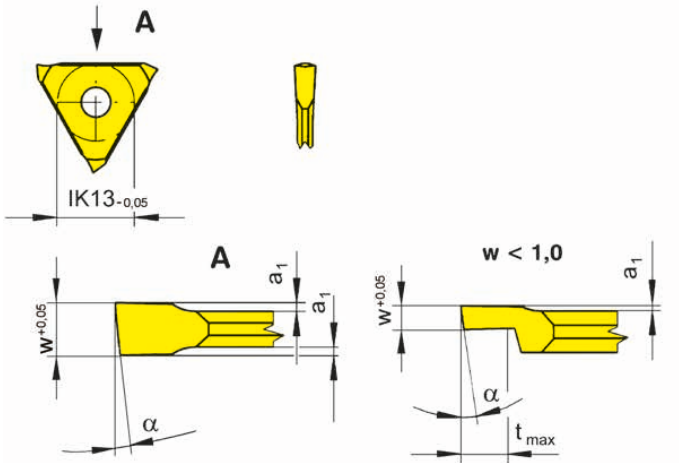
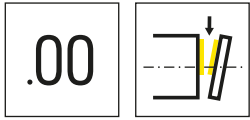
D 可达/up to 11 mm

管材切断
Parting off tubes



D ≥ 50 可达/up to W ≈ 5 mm
D ≤ 50 可达/up to W ≈ 4 mm

0



R=右手型-如图
R = right hand version shown

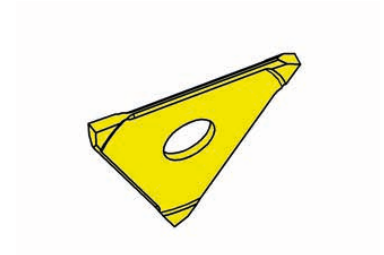
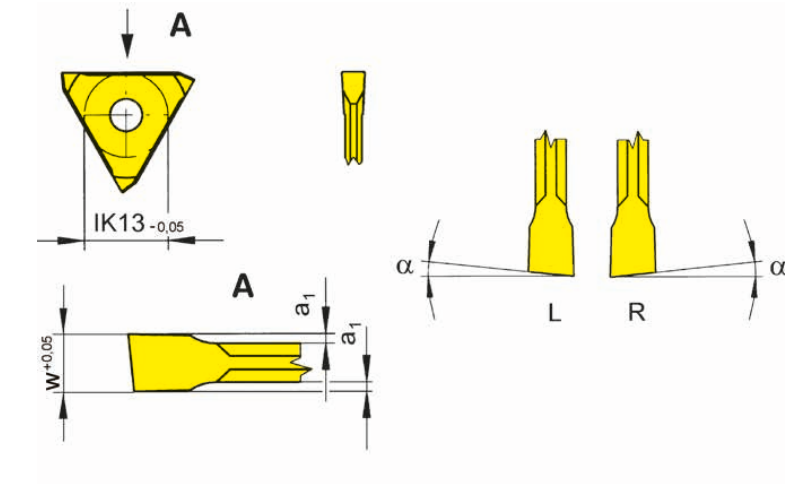
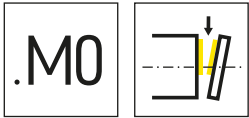
L=左手型
L = left hand version

硬质合金牌号
Carbide grades

▲ 库存
on stock

△ 4周
4 weeks

产品型号 Part number	w	t _{max}	α	a ₁	HIS	EG35	TF45	TI25	TN35
R312.0805.00	0.5	1	8°	0.1	31208N	▲	▲		
R312.0808.00	0.8	1.5	8°	0.1	31208N	▲	▲		
R312.0510.00	1	8	5°	0.1	31208N	▲	▲		
R312.1210.00	1	8	12°	0.1	31208N	▲	▲	△	▲
R312.0512.00	1.2	8	5°	0.2	31208N	▲	▲		
R312.0515.00	1.5	8	5°	0.2	31211N	▲	▲		
L312.0805.00	0.5	1	8°	0.1	31208N	▲	▲		
L312.0808.00	0.8	1.5	8°	0.1	31208N	▲	▲		
L312.0510.00	1	8	5°	0.1	31208N	▲	▲		
L312.1210.00	1	8	12°	0.1	31208N	▲	▲	△	▲
L312.0512.00	1.2	8	5°	0.2	31208N	▲	▲		
L312.0515.00	1.5	8	5°	0.2	31211N	▲	▲		
P	●	●	●	●					
M	●	●	●	●					
K	○	●	●	●					
N	-	●	●	●					
S	-	●	●	●					
H	-	-	-	-					



R=右手型-如图
R = right hand version shown

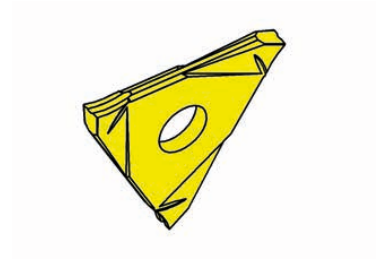
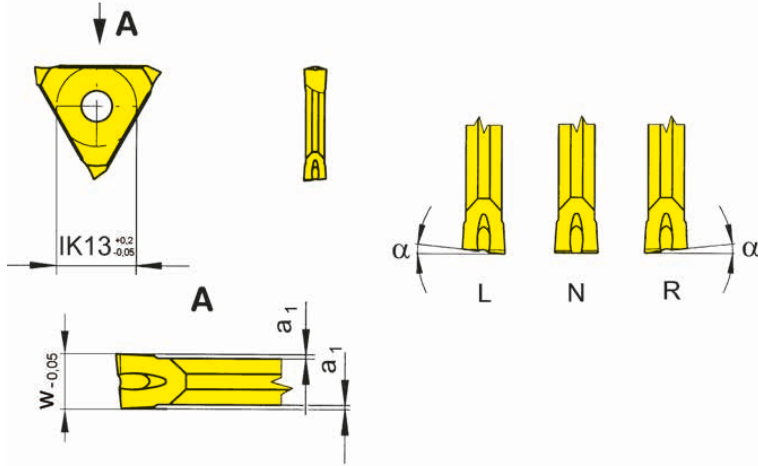
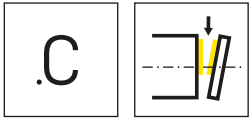
L=左手型
L = left hand version

▲ 库存
on stock

硬质合金牌号
Carbide grades
▲ 4周
4 weeks

产品型号 Part number	w	t _{max}	α	a ₁	HIS	K10	EG35	TF45
R312.0512.M0	1.2	8	5°	0.2	31208N	Δ	▲	▲
R312.0515.M0	1.5	8	5°	0.2	31211N	▲	▲	▲
L312.0512.M0	1.2	8	5°	0.2	31208N	Δ		▲
L312.0515.M0	1.5	8	5°	0.2	31211N	Δ	Δ	▲
P	●	●	●					
M	○	●	●					
K	●	○	●					
N	●	-	●					
S	○	-	●					
H	-	-	-					

O



R=右手型-如图
R = right hand version shown

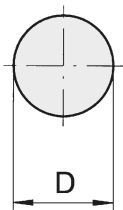
L=左手型
L = left hand version

▲ 库存
on stock

硬质合金牌号
Carbide grades
▲ 4周
4 weeks

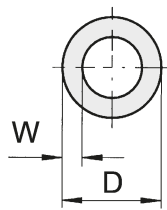
产品型号 Part number	w	α	a ₁	HIS	Carbide grades						
					MG12	P20	EG55	TC92	TF45	TN32	TN35
R312.0514.00	1.44	5°	0.2	31201N • 31202N • 31201R • 31202R		▲	▲		▲		
R312.0518.00	1.99	5°	0.2	31202N • 31202R		▲	▲	▲		▲	▲
R312.0521.00	2.29	5°	0.2	31202N • 31202R	▲	▲	▲	▲		▲	▲
L312.0514.00	1.44	5°	0.2	31201N • 31202N • 31201R • 31202R		▲	▲		▲		
L312.0518.00	1.99	5°	0.2	31202N • 31202R		▲	▲	▲		▲	▲
L312.0521.00	2.29	5°	0.2	31202N • 31202R	▲	▲	▲	▲		▲	▲
N312.0014.00	1.44	0°	0.2	31202N			▲	▲	▲		
N312.0018.00	1.99	0°	0.2	31202N			▲	▲	▲	▲	▲
N312.0021.00	2.29	0°	0.2	31202N		▲		▲			▲
					P	o	•	•	•	•	•
					M	-	-	o	-	•	-
					K	-	-	o	-	•	-
					N	-	-	-	-	•	-
					S	-	-	-	-	•	-
					H	-	-	-	-	-	-

实心棒料切断
Parting off solid bars



D 可达/up to 10 mm

管材切断
Parting off tubes



D ≥ 50 可达/up to W ≈ 5 mm
D ≤ 50 可达/up to W ≈ 4 mm

315

P



刀杆和刀片

槽宽0.5 - 8 mm

Toolholder and Inserts

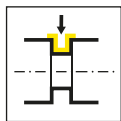
Width of groove 0,5 - 8 mm

P

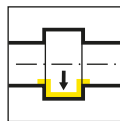
槽型及进给
Geometries and feed rates

页/Page
429-430

刀杆
Toolholder
356/357/333

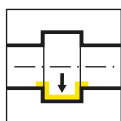


页/Page
431-439



页/Page
440

刀夹
Cartridge
357



页/Page
441

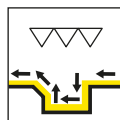
外形尺寸 刀夹 型号
Seating Dimensions

页/Page
442

可转位刀片
Indexable insert
315/S315



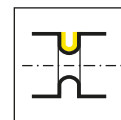
页/Page
443-444



页/Page
445



页/Page
446



页/Page
447



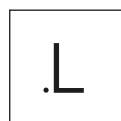
页/Page
449



页/Page
450



页/Page
451



页/Page
452

基本规格 型号
Basic sizes

页/Page
448

槽型及进给

Geometries and feed rates

槽型 Geometry	材料 Material	进给 f [mm/U] Feed rate f [mm/rev]	加工方式 Machining						
	<table border="1"> <tr> <td>P</td> <td>M</td> <td>K</td> </tr> <tr> <td>N</td> <td>S</td> <td>H</td> </tr> </table>	P	M	K	N	S	H	<p>↓ 0.02-0.12</p>	
P	M	K							
N	S	H							
	<table border="1"> <tr> <td>P</td> <td>M</td> <td>K</td> </tr> <tr> <td>N</td> <td>S</td> <td>H</td> </tr> </table>	P	M	K	N	S	H	<p>↓ 0.10-0.45</p>	
P	M	K							
N	S	H							
	<table border="1"> <tr> <td>P</td> <td>M</td> <td>K</td> </tr> <tr> <td>N</td> <td>S</td> <td>H</td> </tr> </table>	P	M	K	N	S	H	<p>↓ 0.03-0.15</p>	
P	M	K							
N	S	H							
	<table border="1"> <tr> <td>P</td> <td>M</td> <td>K</td> </tr> <tr> <td>N</td> <td>S</td> <td>H</td> </tr> </table>	P	M	K	N	S	H	<p>↓ 0.03-0.15</p>	
P	M	K							
N	S	H							
	<table border="1"> <tr> <td>P</td> <td>M</td> <td>K</td> </tr> <tr> <td>N</td> <td>S</td> <td>H</td> </tr> </table>	P	M	K	N	S	H	<p>↓ 0.10-0.22 ↔ 0.05-0.20</p>	
P	M	K							
N	S	H							

P

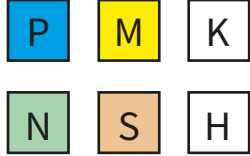
槽型及进给

Geometries and feed rates

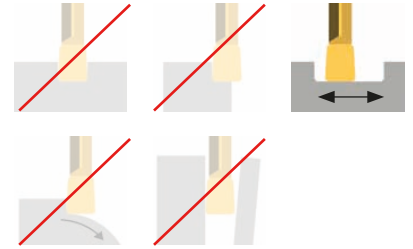


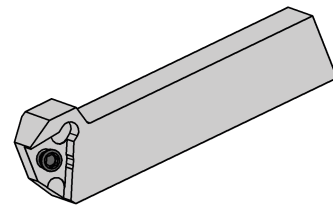
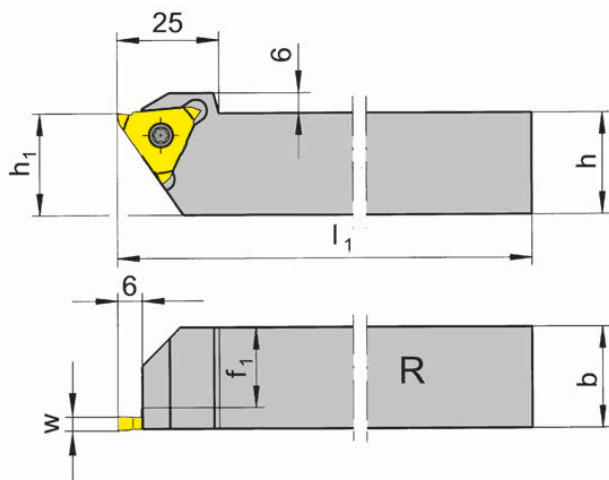
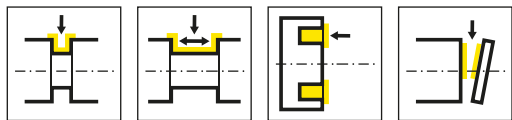
槽型 Geometry	材料 Material	进给 f [mm/U] Feed rate f [mm/rev]	加工方式 Machining
----------------	----------------	-------------------------------------	-------------------

P



↓ 0.02-0.10
↔ 0.0015-0.07





R=右手型-如图
R = right hand version shown

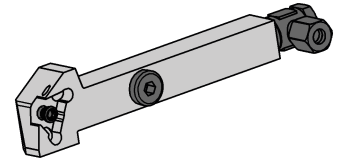
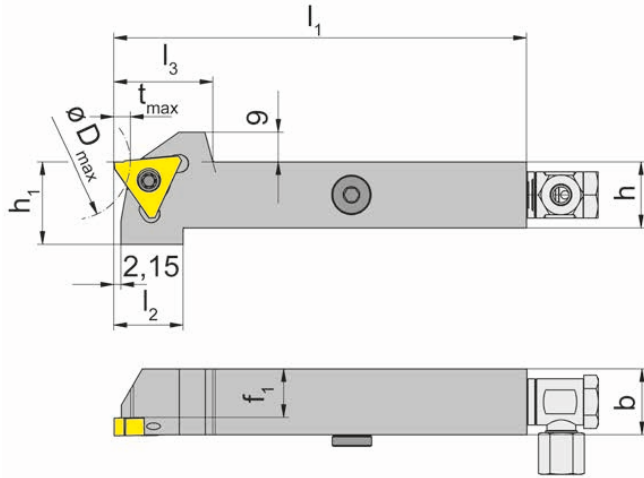
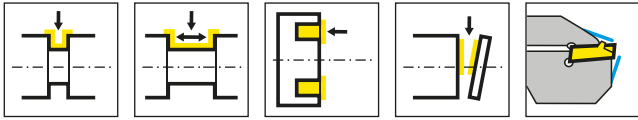
L=左手型
L = left hand version

产品型号 Part number	h	b	l ₁	h ₁	f ₁	HWS
R356.1212.03	12	12	100	20	9	31503R
R356.1616.03	16	16	125	20	13	31503R
R356.2020.03	20	20	125	20	17	31503R
R356.2525.03	25	25	150	25	22	31503R
R356.3232.03	32	32	170	32	29	31503R
R356.1212.05	12	12	100	20	6.8	31505R
R356.1616.05	16	16	125	20	10.8	31505R
R356.2020.05	20	20	125	20	14.8	31505R
R356.2525.05	25	25	150	25	19.8	31505R
R356.3232.05	32	32	170	32	26.8	31505R
R356.2020.07	20	20	125	20	13	31507R
R356.2525.07	25	25	150	25	18	31507R
R356.3232.07	32	32	170	32	25	31507R
L356.1212.03	12	12	100	20	9	31503L
L356.1616.03	16	16	125	20	13	31503L
L356.2020.03	20	20	125	20	17	31503L
L356.2525.03	25	25	150	25	22	31503L
L356.3232.03	32	32	170	32	29	31503L
L356.1212.05	12	12	100	20	6.8	31505L
L356.1616.05	16	16	125	20	10.8	31505L
L356.2020.05	20	20	125	20	14.8	31505L
L356.2525.05	25	25	150	25	19.8	31505L
L356.3232.05	32	32	170	32	26.8	31505L
L356.2020.07	20	20	125	20	13	31507L
L356.2525.07	25	25	150	25	18	31507L
L356.3232.07	32	32	170	32	25	31507L

配件
Spare Parts

w见刀片
w see indexable inserts

刀杆 Toolholder	锁紧螺钉 Clamping Screw	TORX PLUS®扳手 TORX PLUS® Wrench
R/L356.1212.03	5.10T20P	T20PQ
R/L356...05/...1616.03	5.12T20P	T20PQ
R/L356.1212.05	030.511P.1176	T20PQ
R/L356...07	5.15T20P	T20PQ



R=右手型-如图
R = right hand version shown

L=左手型
L = left hand version

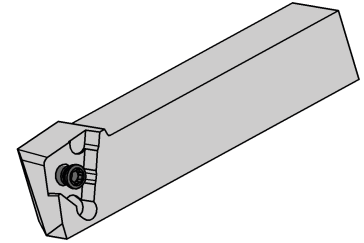
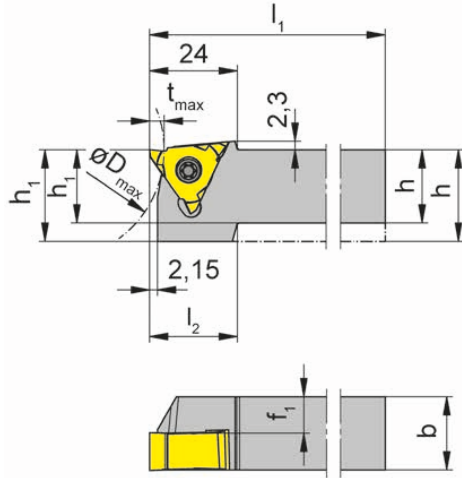
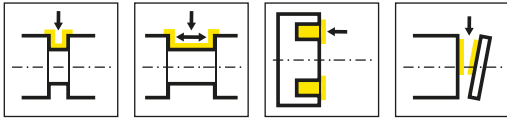
产品型号 Part number	h	b	l ₁	l ₂	l ₃	h ₁	f ₁	HWS
R356.1616.0.13.IK	16	16	125	22	28	21	13	31503R
R356.2020.0.13.IK	20	20	125	21	30	25	17	31503R
R356.2525.0.13.IK	25	25	150	21	30	30	22	31503R
R356.1616.0.15.IK	16	16	125	22	28	21	10.8	31505R
R356.2020.0.15.IK	20	20	125	21	30	25	14.8	31505R
R356.2525.0.15.IK	25	25	150	21	30	30	19.8	31505R
L356.1616.0.13.IK	16	16	125	22	28	21	13	31503L
L356.2020.0.13.IK	20	20	125	21	30	25	17	31503L
L356.2525.0.13.IK	25	25	150	21	30	30	22	31503L
L356.1616.0.15.IK	16	16	125	22	28	21	10.8	31505L
L356.2020.0.15.IK	20	20	125	21	30	25	14.8	31505L
L356.2525.0.15.IK	25	25	150	21	30	30	19.8	31505L

切槽深度与外径 ϕ 的关系
Depth of groove in relation to outer ϕ

Dmax	tmax
35	5
50	4,5
75	4
125	3,5
200	3

配件
Spare Parts

刀杆 Toolholder	锁紧螺钉 Clamping Screw	冷却液供应 Coolant supply	TORX PLUS®扳手 TORX PLUS® Wrench	螺钉 Screw Plug
R/L356...	5.12T20P	004.00.16	T20PQ	004.00.26



R=右手型-如图
R = right hand version shown

L=左手型
L = left hand version

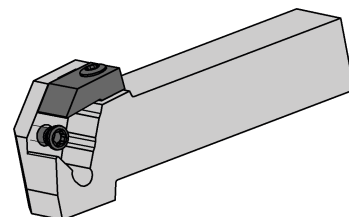
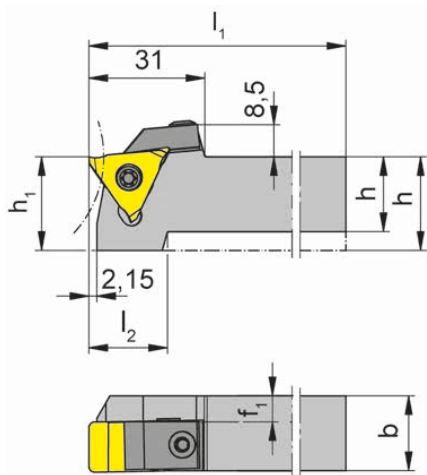
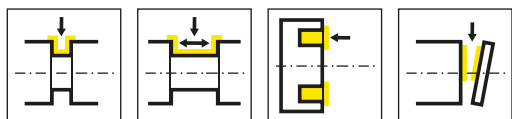
产品型号 Part number	h	b	l ₁	l ₂	h ₁	f ₁	HWS
R356.1616.13	16	16	125	21	20	13	31503R
R356.2020.13	20	20	125	-	20	17.1	31503R
R356.2525.13	25	25	150	-	25	22.1	31503R
R356.1616.15	16	16	125	21	20	10.8	31505R
R356.2020.15	20	20	125	21	20	14.8	31505R
R356.2525.15	25	25	150	-	25	19.8	31505R
R356.1616.16	16	16	125	-	20	10	31506R
R356.2020.16	20	20	125	21	25	14	31506R
R356.2525.16	25	25	150	-	25	19	31506R
R356.2020.17	20	20	125	21	25	13	31507R
R356.2525.17	25	25	150	-	25	18	31507R
R356.2020.10	20	20	125	21	25	10	31510R
L356.1616.13	16	16	125	21	20	13	31503L
L356.2020.13	20	20	125	-	20	17.1	31503L
L356.2525.13	25	25	150	-	25	22.1	31503L
L356.1616.15	16	16	125	21	20	10.8	31505L
L356.2020.15	20	20	125	21	20	14.8	31505L
L356.2525.15	25	25	150	-	25	19.8	31505L
L356.1616.16	16	16	125	-	20	10	31506L
L356.2020.16	20	20	125	21	25	14	31506L
L356.2525.16	25	25	150	-	25	19	31506L
L356.2020.17	20	20	125	21	25	13	31507L
L356.2525.17	25	25	150	-	25	18.1	31507L
L356.2020.10	20	20	125	21	25	10	31510L

切槽深度与外径 ϕ 的关系
Depth of groove in relation to outer ϕ

配件
Spare Parts

刀杆 Toolholder	锁紧螺钉 Clamping Screw	TORX PLUS®扳手 TORX PLUS® Wrench
R/L356...13/...15/...1616.16	5.12T20P	T20PQ
R/L356...10/...16/...17	5.15T20P	T20PQ

Dmax	tmax
35	5
50	4,5
75	4
125	3,5
200	3



R=右手型-如图
R = right hand version shown

L=左手型
L = left hand version

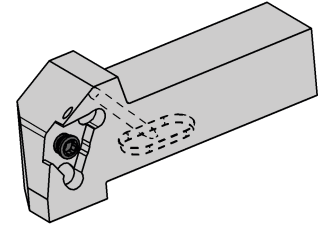
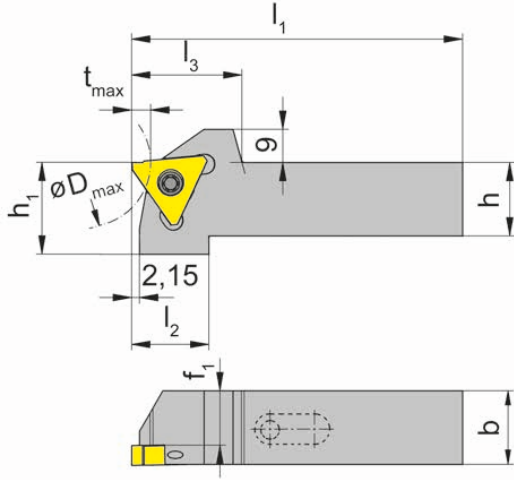
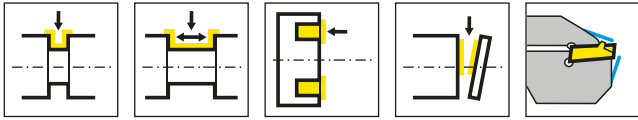
产品型号 Part number	h	b	l ₁	l ₂	h ₁	f ₁	HWS
R356.2020.2.13	20	20	125	21	25	7	31513R
R356.2525.2.13	25	25	150	-	25	12	31513R
L356.2020.2.13	20	20	125	21	25	7	31513L
L356.2525.2.13	25	25	150	-	25	12	31513L

切槽深度与外径 ϕ 的关系
Depth of groove in relation to outer ϕ

Dmax	tmax
30	5
40	4,5
60	4
115	3,5
185	3

配件
Spare Parts

刀杆 Toolholder	锁紧螺钉 Clamping Screw	压板 Clamping element	TORX PLUS®扳手 TORX PLUS® Wrench
R/L356.2020.2.13	5.12T20P	010.2013.0468	T20PQ
R/L356.2525.2.13	5.15T20P	010.2013.0468	T20PQ



R=右手型-如图
R = right hand version shown

L=左手型
L = left hand version

产品型号 Part number	h	b	l ₁	l ₂	l ₃	h ₁	f ₁	HWS
R356.1616.2.13.IK	16	16	75	22	28	21	13	31503R
R356.2020.2.13.IK	20	20	90	21	30	25	17	31503R
R356.2525.2.13.IK	25	25	105	21	30	30	22	31503R
R356.1616.2.15.IK	16	16	75	22	28	21	10.8	31505R
R356.2020.2.15.IK	20	20	90	21	30	25	14.8	31505R
R356.2525.2.15.IK	25	25	105	21	30	30	19.8	31505R
L356.1616.2.13.IK	16	16	75	22	28	21	13	31503L
L356.2020.2.13.IK	20	20	90	21	30	25	17	31503L
L356.2525.2.13.IK	25	25	105	21	30	30	22	31503L
L356.1616.2.15.IK	16	16	75	22	28	21	10.8	31505L
L356.2525.2.15.IK	25	25	105	21	30	30	19.8	31505L

w见刀片
w see indexable inserts

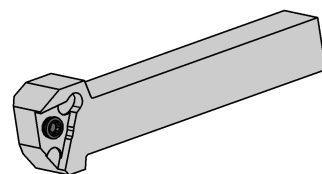
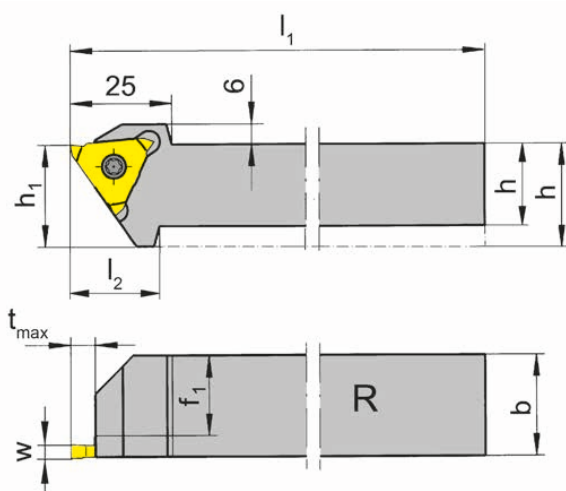
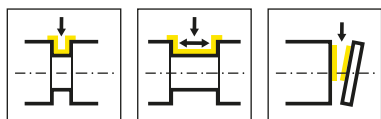
切槽深度与外径ø的关系
Depth of groove in relation to outer ø

Dmax	tmax
35	5
50	4,5
75	4
125	3,5
200	3

配件
Spare Parts

刀杆 Toolholder	锁紧螺钉 Clamping Screw	TORX PLUS®扳手 TORX PLUS® Wrench
R/L356...	5.12T20P	T20PQ





R=右手型-如图

R = right hand version shown

L=左手型

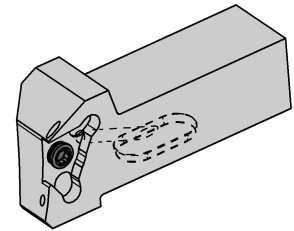
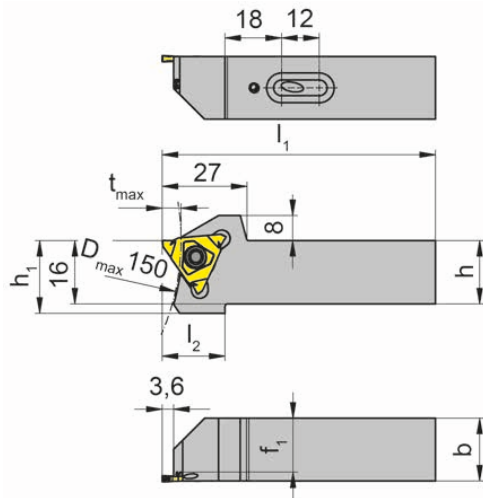
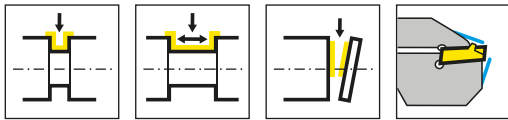
L = left hand version

产品型号 Part number	h	b	l ₁	l ₂	l ₃	h ₁	f ₁	t _{max}	HWS
R356.1212.S.03	12	12	100	20	25	20	9.2	5.5	S31503R
R356.1616.S.03	16	16	125	20	25	20	13.2	5.5	S31503R
R356.2020.S.03	20	20	125	-	25	20	17.2	5.5	S31503R
R356.2525.S.03	25	25	150	-	25	25	22.2	5.5	S31503R
L356.1212.S.03	12	12	100	20	25	20	9.2	5.5	S31503L
L356.1616.S.03	16	16	125	20	25	20	13.2	5.5	S31503L
L356.2020.S.03	20	20	125	-	25	20	17.2	5.5	S31503L
L356.2525.S.03	25	25	150	-	25	25	22.2	5.5	S31503L

配件

Spare Parts

刀杆 Toolholder	锁紧螺钉 Clamping Screw	TORX PLUS®扳手 TORX PLUS® Wrench
R/L356.1212.S.03	5.10T20P	T20PQ
R/L356...	5.12T20P	T20PQ



R=右手型-如图

R = right hand version shown

L=左手型

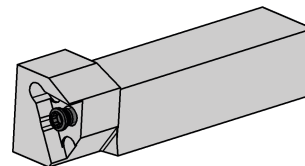
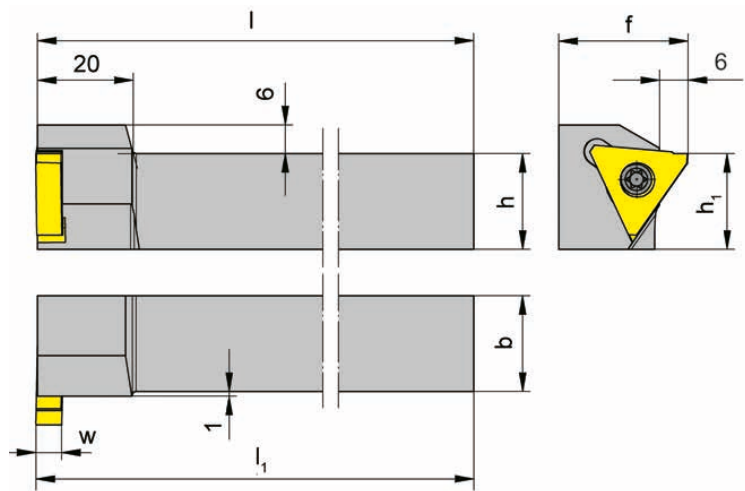
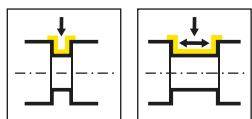
L = left hand version

产品型号 Part number	h	b	l_1	l_2	h_1	f_1	t_{max}	HWS
R356.2020.S.4.03.IK	20	20	87	20	23	17.2	6	S31503R
R356.2525.S.4.03.IK	25	25	104	20	28	22.2	6	S31503R
L356.2020.S.4.03.IK	20	20	87	20	23	17.2	6	S31503L
L356.2525.S.4.03.IK	25	25	104	20	28	22.2	6	S31503L

配件

Spare Parts

刀杆 Toolholder	锁紧螺钉 Clamping Screw	TORX PLUS®扳手 TORX PLUS® Wrench
R/L356...	5.12T20P	T20PQ



R=右手型-如图
R = right hand version shown

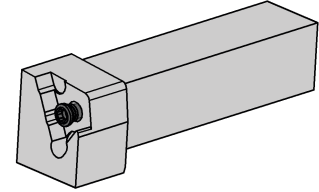
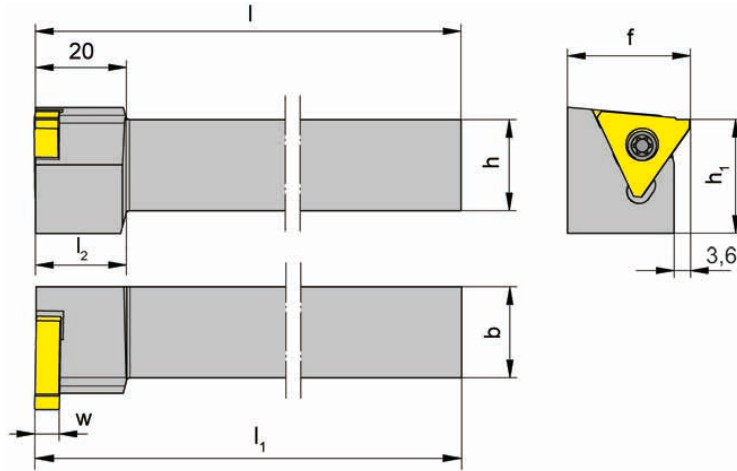
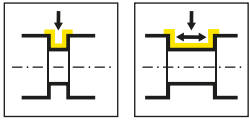
L=左手型
L = left hand version

产品型号 Part number	h	b	l ₁	l	h ₁	f	HWS
R357.2020.05	20	20	125.3	125	20	27	31505L
R357.2525.05	25	25	150.3	150	25	32	31505L
L357.2020.05	20	20	125.3	125	20	27	31505R
L357.2525.05	25	25	150.3	150	25	32	31505R

w见刀片
w see indexable inserts

配件
Spare Parts

刀杆 Toolholder	锁紧螺钉 Clamping Screw	TORX PLUS®扳手 TORX PLUS® Wrench
R/L357...	5.12T20P	T20PQ



R=右手型-如图
R = right hand version shown

L=左手型
L = left hand version

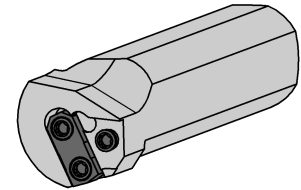
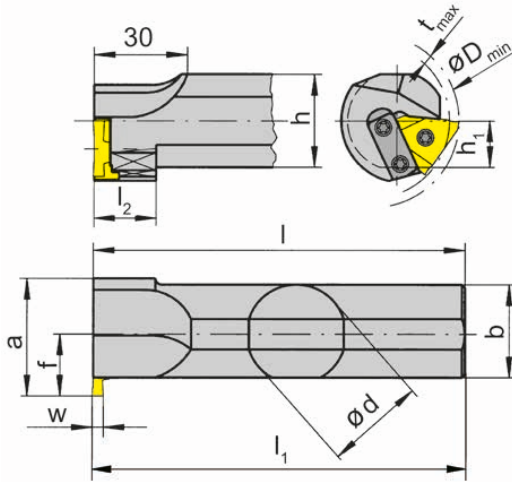
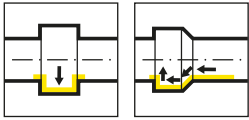
产品型号 Part number	h	b	l ₁	l	l ₂	h ₁	f	HWS
R357.2020.15	20	20	125.3	125	20	25	27	31505L
R357.2525.15	25	25	150.3	150	-	25	32	31505L
L357.2020.15	20	20	125.3	125	20	25	27	31505R
L357.2525.15	25	25	150.3	150	-	25	32	31505R

w见刀片
w see indexable inserts

配件
Spare Parts

刀杆 Toolholder	锁紧螺钉 Clamping Screw	TORX PLUS®扳手 TORX PLUS® Wrench
R/L357...	5.12T20P	T20PQ





R=右手型-如图
R = right hand version shown

L=左手型
L = left hand version

产品型号 Part number	d	l	l ₁	l ₂	h	a	h ₁	f	D _{min}	b	HWS
R333.0025.03	25	170	170.3	20	23	38	11.5	20	43	25	31503L
R333.0032.03	32	200	200.3	20	30	38	15	20	43	30	31503L
R333.0025.05	25	170	170.3	20	23	38	11.5	20	43	25	31505L
R333.0032.05	32	200	200.3	20	30	38	15	20	43	30	31505L
R333.0040.05	40	250	250.3	-	38	44	19	24	45	38	31505L
L333.0025.03	25	170	170.3	20	23	38	11.5	20	43	25	31503R
L333.0032.03	32	200	200.3	20	30	38	15	20	43	30	31503R
L333.0025.05	25	170	170.3	20	23	38	11.5	20	43	25	31505R
L333.0032.05	32	200	200.3	20	30	38	15	20	43	30	31505R
L333.0040.05	40	250	250.3	-	38	44	19	24	45	38	31505R

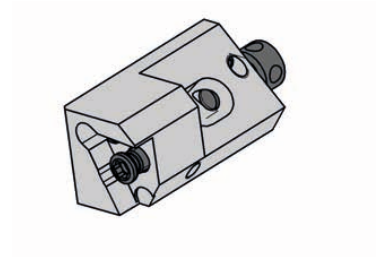
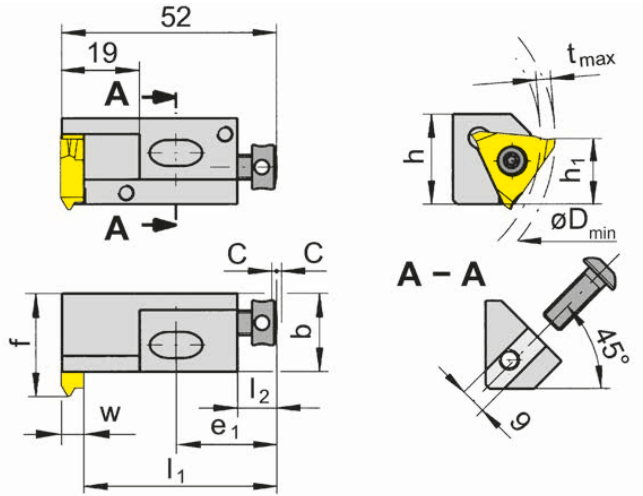
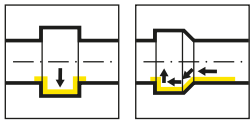
w见刀片
w see indexable inserts

切槽深度与孔径ø的关系
Depth of groove in relation to bore ø

Dmin	tmax
43	1,8
46	2
50	3
60	4
80	4,5
100	5

配件
Spare Parts

刀杆 Toolholder	锁紧螺钉 Clamping Screw	TORX PLUS®扳手 TORX PLUS® Wrench
R/L333...	5.12T20P	T20PQ



R=右手型-如图

R = right hand version shown

L=左手型

L = left hand version

产品型号 Part number	h	b	h ₁	f	l ₁	E ₁	l ₂	C	HWS	HMS
R357.1619.05	21	19	16	25	46.8	24	9	2	31505L	021001R
L357.1619.05	21	19	16	25	46.8	24	9	2	31505R	021001L

w见刀片

w see indexable inserts

底座尺寸见下一页

Dimensions of seating see following page

切槽深度与孔径φ的关系

Depth of groove in relation to bore φ

Dmin	tmax
50	3
60	4
80	4,5
100	5

配件

Spare Parts

刀夹 Cartridge	锁紧螺钉 Clamping Screw	螺钉 Screw	TORX PLUS®扳手 TORX PLUS® Wrench
R/L357.1619.05	4.08.913	6.12.020	T20PQ

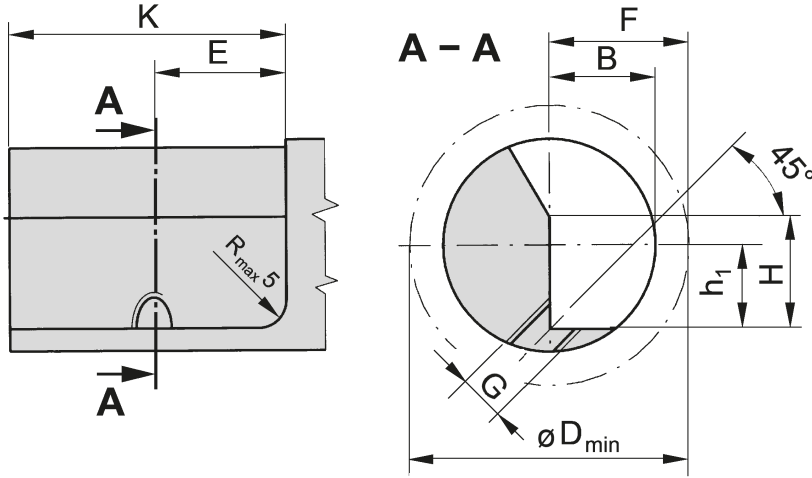


外形尺寸刀夹型号

Seating Dimensions Cartridge



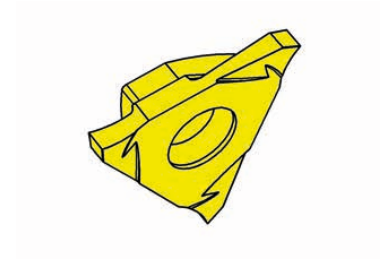
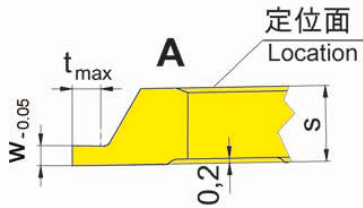
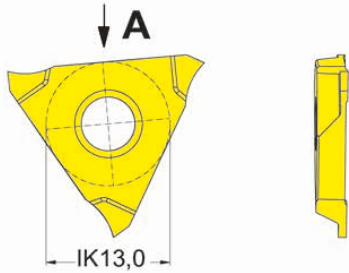
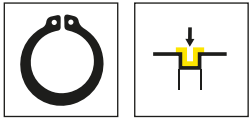
P



刀夹 Cartridge	F	G	H	K	E	B	h ₁	D _{min}	HWS	HMS	紧固螺钉 Fastening screw
R/L357.1619.05	25	M8	21	50	24	19	16	50	31505R	021001L	8.25.351

可转位刀片 Indexable insert

315



R=右手型-如图
R = right hand version shown

L=左手型
L = left hand version

▲ 库存
on stock

硬质合金牌号
Carbide grades
△ 4周
4 weeks

产品型号 Part number	w	Nw	t _{max}	s	HIS	TN32
R315.0034.32.00	0.34	0.3	0.6	3.2	31503R	△
R315.0044.32.00	0.44	0.4	0.7	3.2	31503R	△
R315.0050.32.00	0.57	0.5	0.7	3.2	31503R	▲
R315.0060.32.00	0.67	0.6	0.8	3.2	31503R	△
R315.0070.32.00	0.77	0.7	1.1	3.2	31503R	▲
R315.0080.32.00	0.87	0.8	1.2	3.2	31503R	▲
R315.0090.32.00	0.97	0.9	1.4	3.2	31503R	△
R315.0100.32.00	1.07	1	1.6	3.2	31503R	▲
L315.0034.32.00	0.34	0.3	0.6	3.2	31503L	△
L315.0044.32.00	0.44	0.4	0.7	3.2	31503L	△
L315.0050.32.00	0.57	0.5	0.7	3.2	31503L	△
L315.0060.32.00	0.67	0.6	0.8	3.2	31503L	△
L315.0070.32.00	0.77	0.7	1.1	3.2	31503L	△
L315.0080.32.00	0.87	0.8	1.2	3.2	31503L	△
L315.0090.32.00	0.97	0.9	1.4	3.2	31503L	△
L315.0100.32.00	1.07	1	1.6	3.2	31503L	△

外圆加工:


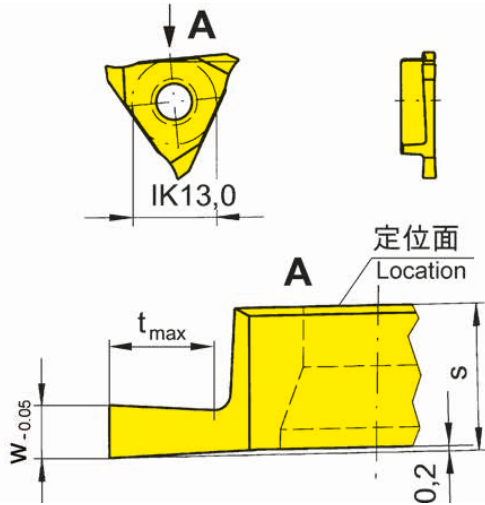
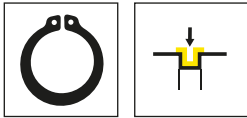
右手型刀片配合右手型356系列刀杆,左手型刀片配合左手型356系列刀杆。

External machining:

Right hand insert in right hand toolholder 356, left hand insert in left hand toolholder 356.

P	●
M	-
K	-
N	-
S	-
H	-





R=右手型-如图
R = right hand version shown

L=左手型
L = left hand version

硬质合金牌号
Carbide grades

▲ 库存
on stock

△ 4周
4 weeks

产品型号 Part number	w	Nw	t _{max}	s	HIS	AL96	AS42	AS46	TC92	TF45	TN35
R315.0110.00	1.24	1.1	2	5.4	31505R	△	△		△	▲	▲
R315.0130.00	1.44	1.3	2	5.4	31505R	△	△		△	▲	▲
R315.0160.00	1.74	1.6	3	5.4	31505R	△	△	△	△	△	▲
R315.0185.00	1.99	1.85	3	5.4	31505R		△		△	△	▲
R315.0215.00	2.29	2.15	4	5.4	31505R		▲		△	△	▲
R315.0265.00	2.79	2.65	4	5.4	31505R		△		△	△	▲
R315.0315.00	3.29	3.15	5	5.4	31505R	△	△		△	▲	▲
R315.0415.00	4.29	4.15	5	5.4	31505R	△			△	▲	▲
L315.0110.00	1.24	1.1	2	5.4	31505L	△	△		△	△	▲
L315.0130.00	1.44	1.3	2	5.4	31505L	△	△		△	▲	▲
L315.0160.00	1.74	1.6	3	5.4	31505L	△	△		△	△	▲
L315.0185.00	1.99	1.85	3	5.4	31505L	△			△	△	▲
L315.0215.00	2.29	2.15	4	5.4	31505L	△	△		△	△	▲
L315.0265.00	2.79	2.65	4	5.4	31505L	△	△		△	△	▲
L315.0315.00	3.29	3.15	5	5.4	31505L	△	△		△		▲
L315.0415.00	4.29	4.15	5	5.4	31505L		△		△		▲
L315.0515.00	5.29	5.15	5	5.4	31505L				△		▲

外圆加工:

右手型刀片配合右手型356系列刀杆,左手型刀片配合左手型356系列刀杆。

External machining:

Right hand insert in right hand toolholder 356, left hand insert in left hand toolholder 356.

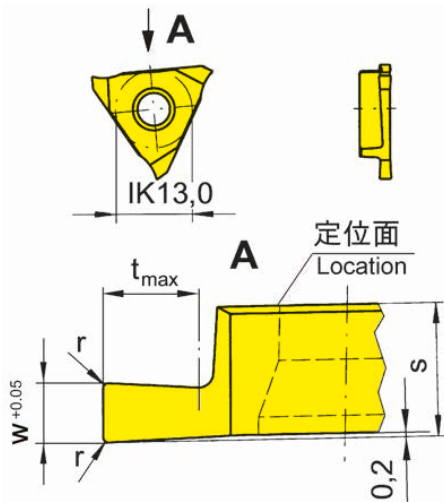
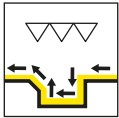
内圆加工:

左手型333/357系列刀杆配合右手型刀片,右手型333/357刀杆配合左手型刀片。

Internal machining:

Right hand insert in left hand toolholder 333/357, left hand insert in right hand toolholder 333/357.

P	●	●	○	●	●	●
M	-	●	○	-	●	●
K	●	●	●	-	●	●
N	●	●	○	-	●	●
S	-	●	○	-	●	●
H	-	-	-	-	-	-



R=右手型-如图
R = right hand version shown

L=左手型
L = left hand version

硬质合金牌号
Carbide grades

▲ 库存
on stock

△ 4周
4 weeks

产品型号 Part number	w	r	t _{max}	s	HIS	AL96	AS42	AS45	AS46	TC92	TF45	TN35
R315.0200.02	2	0.2	3	5.4	31505R	△	▲		△	△	△	▲
R315.0200.04	2	0.4	3	5.4	31505R	△	△			△	△	▲
R315.0300.02	3	0.2	4	5.4	31505R	△	▲			△	△	▲
R315.0300.04	3	0.4	4	5.4	31505R	△	△		△	△	△	▲
R315.0400.02	4	0.2	5	5.4	31505R		△					△
R315.0400.04	4	0.4	5	5.4	31505R		△					▲
R315.0500.02	5	0.2	5	5.4	31505R			△				
R315.0600.04	6	0.4	5	6.4	31506R			△	△			
R315.0800.04	8	0.4	5	8.4	31507R			△				
L315.0200.02	2	0.2	3	5.4	31505L	△	▲			△	△	▲
L315.0200.04	2	0.4	3	5.4	31505L	△	△			△	△	△
L315.0300.02	3	0.2	4	5.4	31505L	△	△			△	△	▲
L315.0300.04	3	0.4	4	5.4	31505L	△	△			△	△	▲
L315.0400.02	4	0.2	5	5.4	31505L		△					▲
L315.0400.04	4	0.4	5	5.4	31505L		△					▲
L315.0500.02	5	0.2	5	5.4	31505L			△				
L315.0600.04	6	0.4	5	6.4	31506L			▲				
L315.0800.04	8	0.4	5	8.4	31507L							

外圆加工:

右手型刀片配合右手型356系列刀杆,左手型刀片配合左手型356系列刀杆。

External machining:

Right hand insert in right hand toolholder 356, left hand insert in left hand toolholder 356.

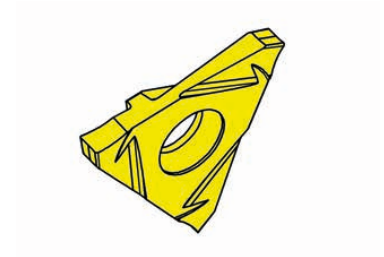
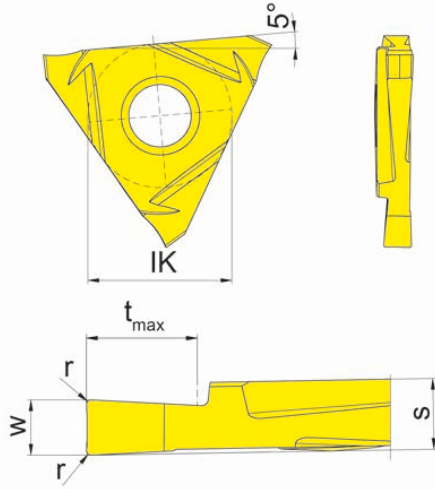
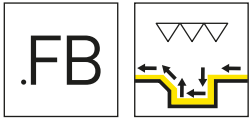
内圆加工:

左手型333/357系列刀杆配合右手型刀片,右手型333/357刀杆配合左手型刀片。

Internal machining:

Right hand insert in left hand toolholder 333/357, left hand insert in right hand toolholder 333/357.

P	●	●	●	○	●	●	●
M	-	●	●	○	-	●	●
K	●	●	●	●	-	●	●
N	●	●	○	○	-	●	●
S	-	●	●	○	-	●	●
H	-	-	-	-	-	-	-



R=右手型-如图
R = right hand version shown

L=左手型
L = left hand version

▲ 库存
on stock

硬质合金牌号
Carbide grades
▲ 4周
4 weeks

产品型号 Part number	w	r	t _{max}	s	HIS	H20
R315.FB25.02	2.5	0.2	5	3.2	31503R	▲
R315.FB30.02	3	0.2	5	3.2	31503R	▲
L315.FB25.02	2.5	0.2	5	3.2	31503L	▲
L315.FB30.02	3	0.2	5	3.2	31503L	▲

计算槽的最小可加工宽度 w_x
Calculation of the smallest possible width of groove w_x

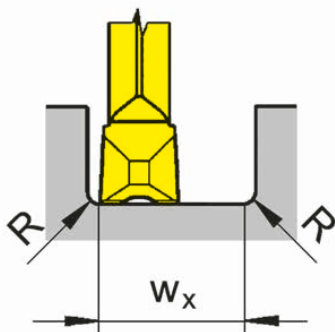
例如 R315.FB30.02
Example

$$w_x = 2 \times \text{槽宽 } w - 2 \times \text{刀尖圆角 } R$$


$$w_x = 2 \times \text{Width of insert } w - 2 \times \text{Corner radius insert } R$$

$$w_x = 2 \times 3 \text{ mm} - 2 \times 0.2 \text{ mm}$$

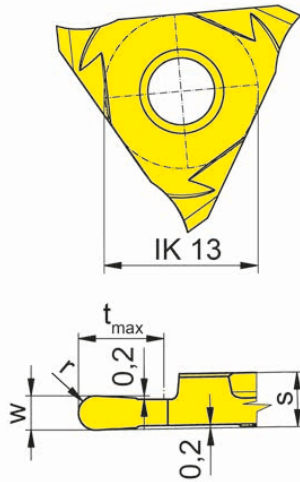
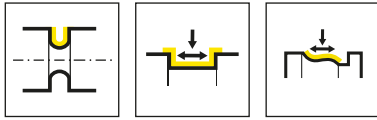
$$w_x = 5.6 \text{ mm}$$



加工路径
Processing flow



P	●
M	○
K	-
N	-
S	-
H	-



R=右手型-如图
R = right hand version shown

L=左手型
L = left hand version

▲ 库存
on stock

硬质合金牌号
Carbide grades
△ 4周
4 weeks

产品型号 Part number	w	t _{max}	r	s	HIS	AS45
R315.0100.05	1	2.5	0.5	3.2	31503R	▲
R315.0120.06	1.2	3	0.6	3.2	31503R	▲
R315.0150.07	1.5	5	0.75	3.2	31503R	▲
R315.0160.08	1.6	5	0.8	3.2	31503R	▲
R315.0180.09	1.8	5	0.9	3.2	31503R	△
R315.0200.10	2	5	1	3.2	31503R	▲
R315.0220.11	2.2	5	1.1	3.2	31503R	△
R315.0250.12	2.5	5	1.25	3.2	31503R	▲
R315.0280.14	2.8	5	1.4	3.2	31503R	▲
R315.0300.15	3	5	1.5	3.2	31503R	▲
R315.0360.18	3.6	5	1.8	5.4	31505R	△
R315.0400.20	4	5	2	5.4	31505R	△
L315.0100.05	1	2.5	0.5	3.2	31503L	▲
L315.0120.06	1.2	3	0.6	3.2	31503L	▲
L315.0150.07	1.5	5	0.75	3.2	31503L	▲
L315.0160.08	1.6	5	0.8	3.2	31503L	△
L315.0180.09	1.8	5	0.9	3.2	31503L	△
L315.0200.10	2	5	1	3.2	31503L	▲
L315.0220.11	2.2	5	1.1	3.2	31503L	△
L315.0250.12	2.5	5	1.25	3.2	31503L	▲
L315.0280.14	2.8	5	1.4	3.2	31503L	△
L315.0300.15	3	5	1.5	3.2	31503L	△
L315.0360.18	3.6	5	1.8	5.4	31505L	△
L315.0400.20	4	5	2	5.4	31505L	△

外圆加工:

右手型刀片配合右手型356系列刀杆,左手型刀片配合左手型356系列刀杆。

External machining:

Right hand insert in right hand toolholder 356, left hand insert in left hand toolholder 356.

内圆加工:

左手型333/357系列刀杆配合右手型刀片,右手型333/357刀杆配合左手型刀片。

Internal machining:

Right hand insert in left hand toolholder 333/357, left hand insert in right hand toolholder 333/357.

切宽1.6mm以上只推荐用于切槽

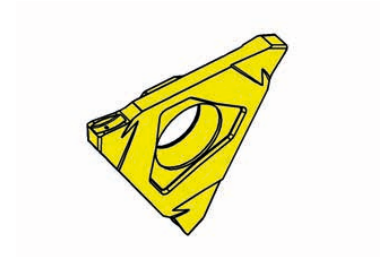
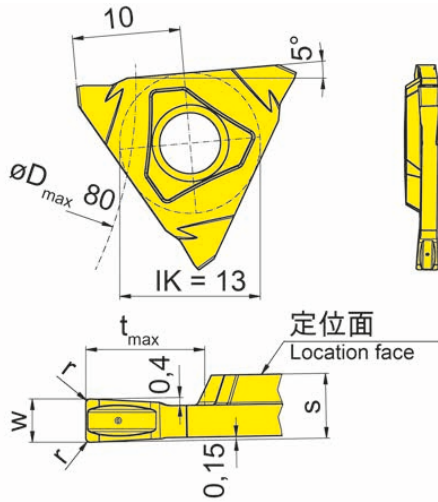
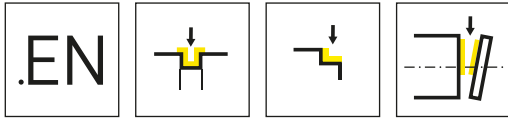
Width of groove up to 1,6 mm recommend only for grooving

P	●
M	●
K	●
N	○
S	○
H	-



可转位刀片 Indexable insert

S315



R=右手型-如图
R = right hand version shown

L=左手型
L = left hand version

▲ 库存
on stock

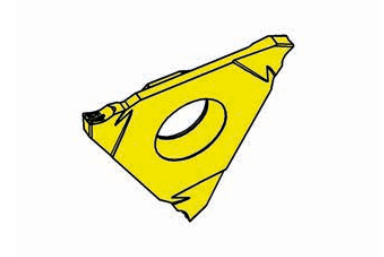
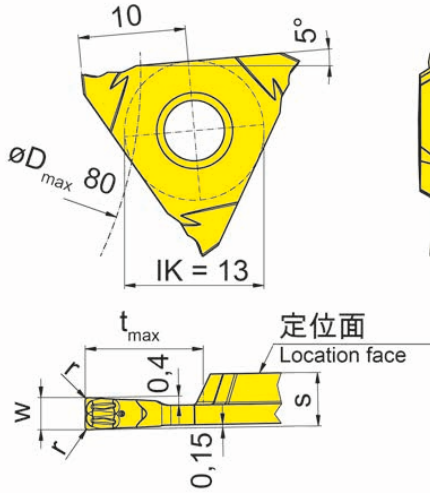
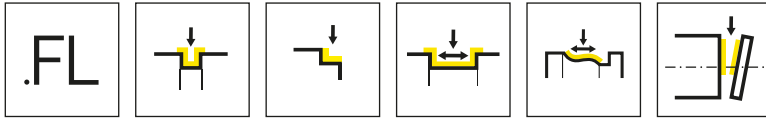
硬质合金牌号
Carbide grades
▲ 4周
4 weeks

产品型号 Part number	w	r	t _{max}	s	HIS	EG5G
RS315.0200.EN2	2	0.2	5.5	3	S31503R	▲
LS315.0200.EN2	2	0.2	5.5	3	S31503L	▲
						P ●
						M ○
						K ○
						N -
						S -
						H -



可转位刀片 Indexable insert

S315



R=右手型-如图
R = right hand version shown

L=左手型
L = left hand version

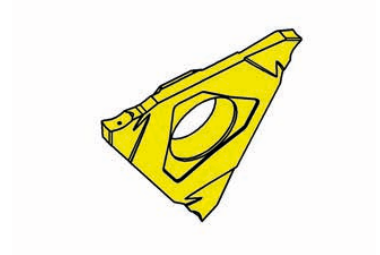
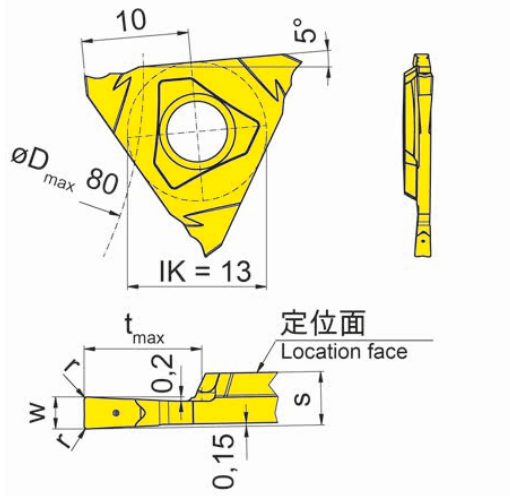
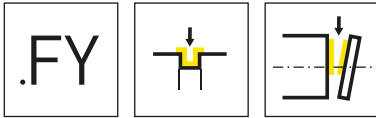
▲ 库存
on stock

硬质合金牌号
Carbide grades
▲ 4周
4 weeks

产品型号 Part number	w	r	t _{max}	s	HIS	EG55
RS315.0150.FL15	1.5	0.15	5.5	2.5	S31503R	▲
LS315.0150.FL15	1.5	0.15	5.5	2.5	S31503L	▲
						P ●
						M ○
						K ○
						N -
						S -
						H -

可转位刀片 Indexable insert

S315



R=右手型-如图
R = right hand version shown

L=左手型
L = left hand version

▲ 库存
on stock

硬质合金牌号
Carbide grades
▲ 4周
4 weeks

产品型号 Part number	w	r	t _{max}	s	HIS	EG55
RS315.0150.FY15	1.5	0.15	5.5	2.5	S31503R	▲
RS315.0200.FY2	2	0.2	5.5	3	S31503R	▲
LS315.0150.FY15	1.5	0.15	5.5	2.5	S31503L	▲
LS315.0200.FY2	2	0.2	5.5	3	S31503L	▲

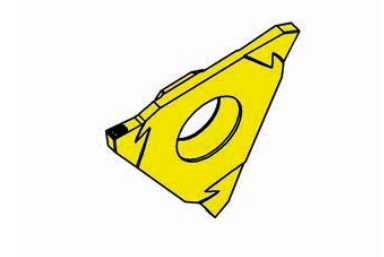
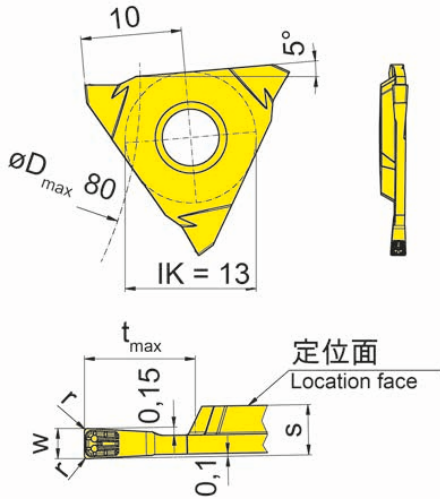
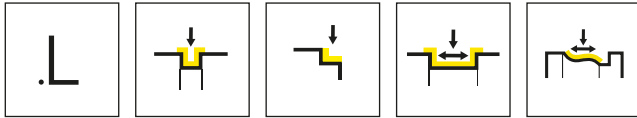
P	●
M	○
K	○
N	-
S	-
H	-



可转位刀片

Indexable insert

S315



P

R=右手型-如图
R = right hand version shown

L=左手型
L = left hand version

▲ 库存
on stock

硬质合金牌号
Carbide grades
△ 4周
4 weeks

产品型号 Part number	w	r	t _{max}	s	HIS	EG55
RS315.0110.L1	1.1	0.1	5.5	2.5	S31503R	▲
RS315.0130.L1	1.3	0.1	5.5	2.5	S31503R	▲
RS315.0150.L15	1.5	0.15	5.5	2.5	S31503R	▲
RS315.0200.L2	2	0.2	5.5	3	S31503R	▲
LS315.0110.L1	1.1	0.1	5.5	2.5	S31503L	▲
LS315.0130.L1	1.3	0.1	5.5	2.5	S31503L	▲
LS315.0150.L15	1.5	0.15	5.5	2.5	S31503L	▲
LS315.0200.L2	2	0.2	5.5	3	S31503L	▲

P	●
M	○
K	○
N	-
S	-
H	-

S316



刀杆和刀片

槽宽1.5 - 3 mm

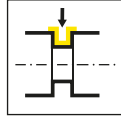
Toolholder and Inserts

Width of groove 1,5 - 3 mm

槽型及进给
Geometries and feed rates

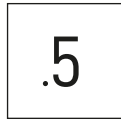
页/Page
455

刀杆
Toolholder
H316/HC316



页/Page
456-458,
462-463

可转位刀片
Indexable insert
S316



页/Page
459



页/Page
460



页/Page
461

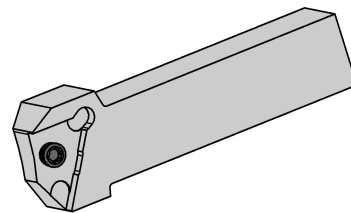
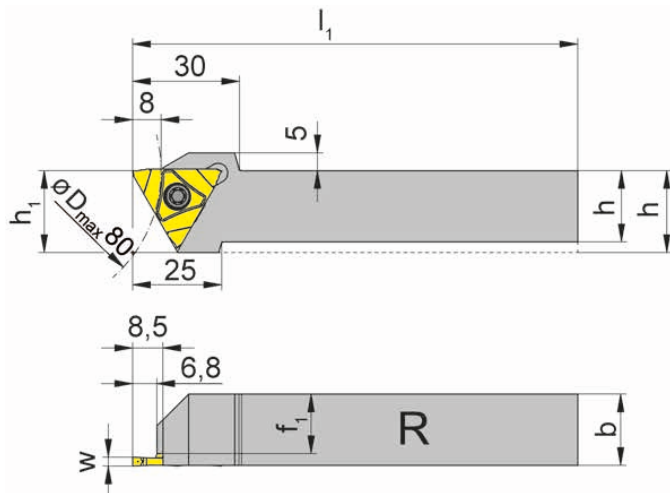
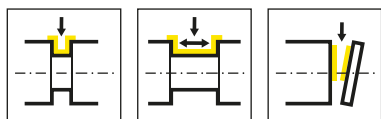
Q

槽型及进给

Geometries and feed rates

槽型 Geometry	材料 Material	进给 f [mm/U] Feed rate f [mm/rev]	加工方式 Machining						
	<table border="1"> <tr> <td>P</td> <td>M</td> <td>K</td> </tr> <tr> <td>N</td> <td>S</td> <td>H</td> </tr> </table>	P	M	K	N	S	H	↓ 0.10-0.45 ↔ 0.15-0.60	
P	M	K							
N	S	H							
	<table border="1"> <tr> <td>P</td> <td>M</td> <td>K</td> </tr> <tr> <td>N</td> <td>S</td> <td>H</td> </tr> </table>	P	M	K	N	S	H	↓ 0.10-0.45	
P	M	K							
N	S	H							
	<table border="1"> <tr> <td>P</td> <td>M</td> <td>K</td> </tr> <tr> <td>N</td> <td>S</td> <td>H</td> </tr> </table>	P	M	K	N	S	H	↓ 0.03-0.15	
P	M	K							
N	S	H							





R=右手型-如图
R = right hand version shown

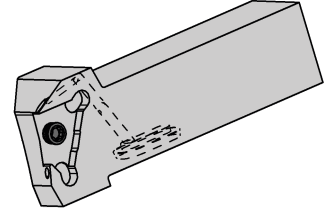
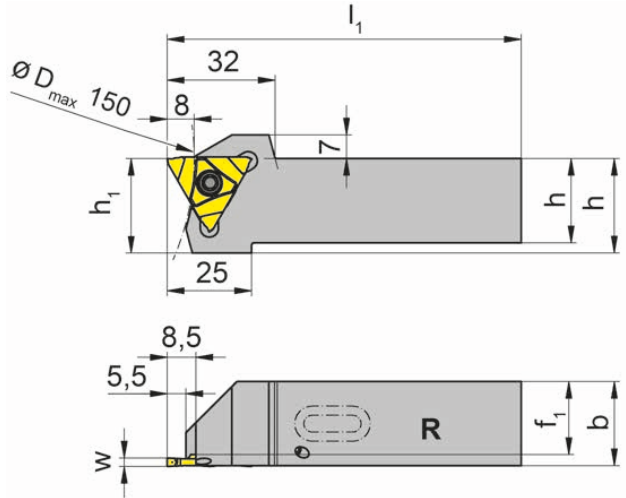
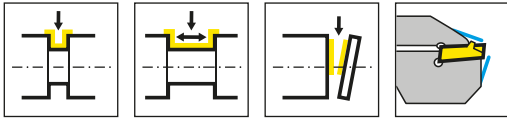
L=左手型
L = left hand version

产品型号 Part number	h	b	l ₁	h ₁	f ₁	HWS
RH316.1616.S3.03	16	16	125	23	12.7	S31603R
RH316.2020.S3.03	20	20	125	23	16.7	S31603R
RH316.2525.S3.03	25	25	150	25	21.7	S31603R
RH316.3225.S3.03	32	25	150	32	21.7	S31603R
LH316.1616.S3.03	16	16	125	23	12.7	S31603L
LH316.2020.S3.03	20	20	125	23	16.7	S31603L
LH316.2525.S3.03	25	25	150	25	21.7	S31603L
LH316.3225.S3.03	32	25	150	32	21.7	S31603L

w见刀片
w see indexable inserts

配件
Spare Parts

刀杆 Toolholder	锁紧螺钉 Clamping Screw	TORX PLUS®扳手 TORX PLUS® Wrench
R/LH316...	5.12T20P	T20PQ



R=右手型-如图
R = right hand version shown

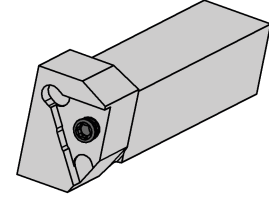
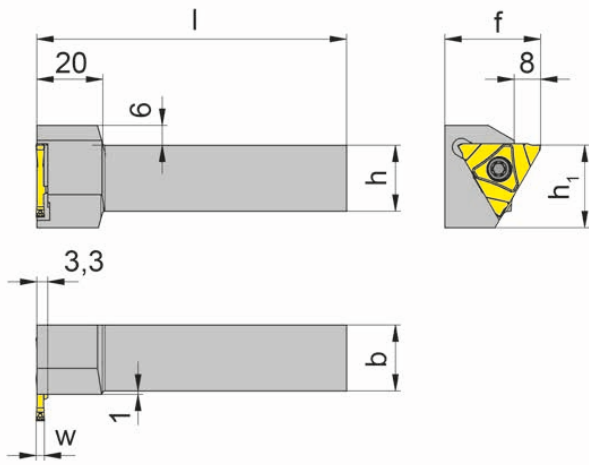
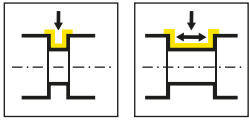
L=左手型
L = left hand version

产品型号 Part number	h	b	l ₁	h ₁	f ₁	HWS
RH316.2020.S3.03.IK	20	20	90	28	16.7	S31603R
RH316.2525.S3.03.IK	25	25	105	28	21.7	S31603R
RH316.2020.S5.05.IK	20	20	90	28	14.8	S31605R
RH316.2525.S5.05.IK	25	25	105	28	19.8	S31605R
LH316.2020.S3.03.IK	20	20	90	28	16.7	S31603L
LH316.2525.S3.03.IK	25	25	105	28	21.7	S31603L
LH316.2525.S5.05.IK	25	25	105	28	19.8	S31605L

w见刀片
w see indexable inserts

配件
Spare Parts

刀杆 Toolholder	锁紧螺钉 Clamping Screw	TORX PLUS®扳手 TORX PLUS® Wrench
R/LH316...	5.12T20P	T20PQ



R=右手型-如图
R = right hand version shown

L=左手型
L = left hand version

产品型号 Part number	h	b	l	h ₁	f	HWS
RHC316.1616.S3.03	16	16	125	25	29	S31603L
RHC316.2020.S3.03	20	20	125	25	29	S31603L
RHC316.2525.S3.03	25	25	150	25	34	S31603L
RHC316.3225.S3.03	32	25	150	32	34	S31603L
LHC316.1616.S3.03	16	16	125	25	29	S31603R
LHC316.2020.S3.03	20	20	125	25	29	S31603R
LHC316.2525.S3.03	25	25	150	25	34	S31603R
LHC316.3225.S3.03	32	25	150	32	34	S31603R

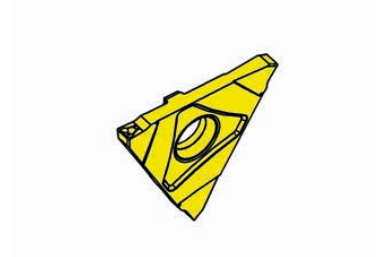
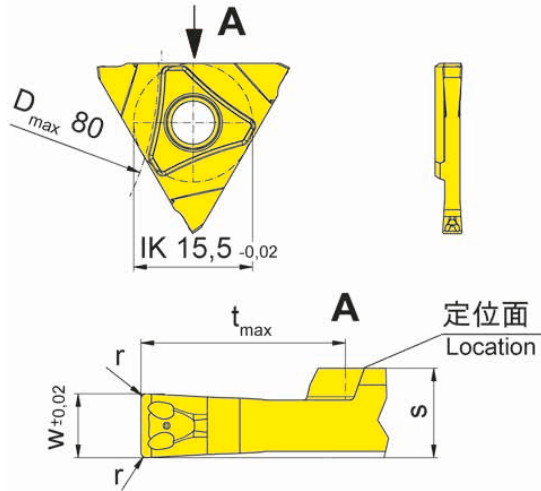
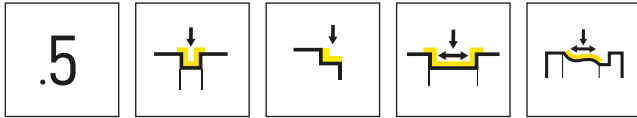
w见刀片
w see indexable inserts

配件
Spare Parts

刀杆 Toolholder	锁紧螺钉 Clamping Screw	TORX PLUS®扳手 TORX PLUS® Wrench
R/LHC316...	5.12T20P	T20PQ

可转位刀片 Indexable insert

S316



R=右手型-如图
R = right hand version shown

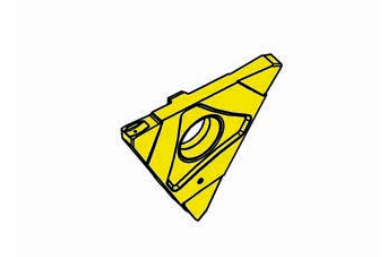
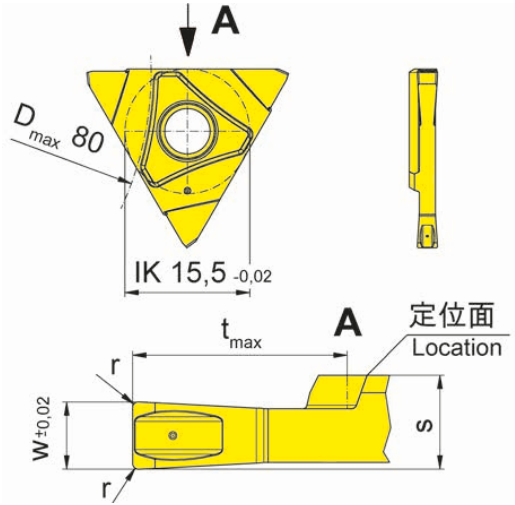
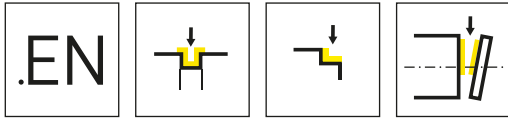
L=左手型
L = left hand version

▲ 库存
on stock

硬质合金牌号
Carbide grades
▲ 4周
4 weeks

产品型号 Part number	w	r	t _{max}	s	HIS	AS45
RS316.0200.52	2	0.2	8	3.5	S31603R	▲
RS316.0250.52	2.5	0.2	8	3.5	S31603R	▲
RS316.0300.52	3	0.2	8	3.5	S31603R	▲
LS316.0200.52	2	0.2	8	3.5	S31603L	▲
LS316.0250.52	2.5	0.2	8	3.5	S31603L	▲
LS316.0300.52	3	0.2	8	3.5	S31603L	▲
						P ●
						M ●
						K ●
						N ○
						S ●
						H -





R=右手型-如图
R = right hand version shown

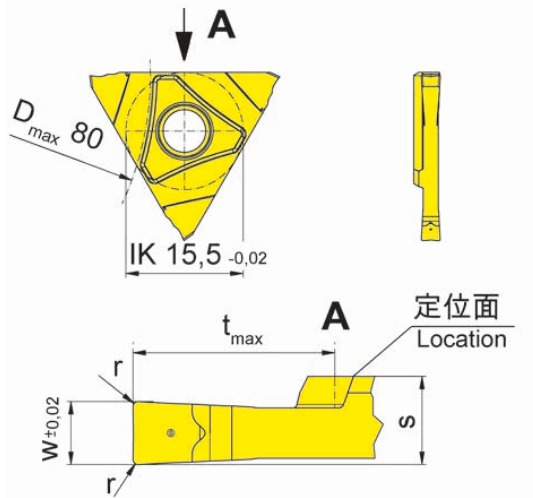
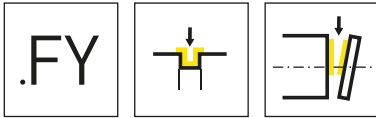
L=左手型
L = left hand version

硬质合金牌号
Carbide grades

▲ 库存
on stock

△ 4周
4 weeks

产品型号 Part number	w	r	t _{max}	s	HIS	AS6G
RS316.0200.EN2	2	0.2	8	3.5	S31603R	▲
RS316.0250.EN2	2.5	0.2	8	3.5	S31603R	▲
RS316.0300.EN2	3	0.2	8	3.5	S31603R	△
LS316.0200.EN2	2	0.2	8	3.5	S31603L	▲
LS316.0250.EN2	2.5	0.2	8	3.5	S31603L	▲
LS316.0300.EN2	3	0.2	8	3.5	S31603L	▲
						P ●
						M ●
						K ●
						N ●
						S ●
						H -



R=右手型-如图
R = right hand version shown

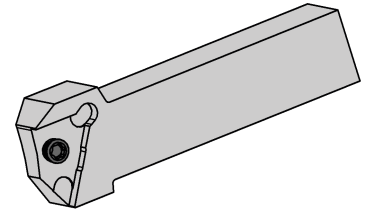
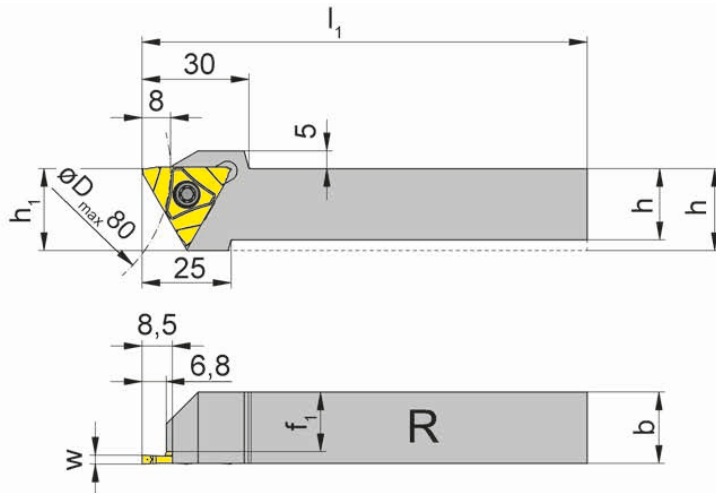
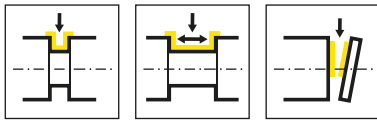
L=左手型
L = left hand version

硬质合金牌号
Carbide grades
▲ 库存
on stock
△ 4周
4 weeks

产品型号 Part number	w	r	t _{max}	s	HIS	T125
RS316.0150.FY1	1.5	0.1	8	3.3	S31603R	▲
RS316.0200.FY2	2	0.2	8	3.5	S31603R	▲
RS316.0250.FY2	2.5	0.2	8	3.5	S31603R	▲
RS316.0300.FY2	3	0.2	8	3.5	S31603R	▲
LS316.0150.FY1	1.5	0.1	8	3.3	S31603L	▲
LS316.0200.FY2	2	0.2	8	3.5	S31603L	▲
LS316.0250.FY2	2.5	0.2	8	3.5	S31603L	△
LS316.0300.FY2	3	0.2	8	3.5	S31603L	△

P	●
M	●
K	●
N	●
S	●
H	-





R=右手型-如图
R = right hand version shown

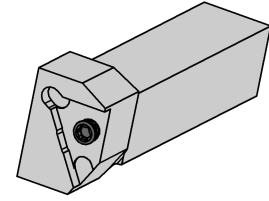
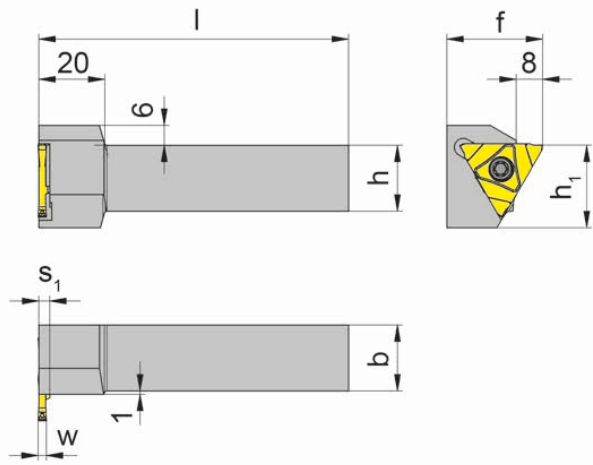
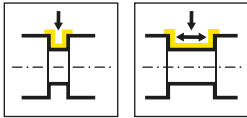
L=左手型
L = left hand version

产品型号 Part number	h	b	l ₁	h ₁	f ₁	HWS
RH316.1616.03	16	16	125	23	12.7	31603R
RH316.2020.03	20	20	125	23	16.7	31603R
RH316.2525.03	25	25	150	25	21.7	31603R
RH316.3225.03	32	25	150	32	21.7	31603R
RH316.2525.05	25	25	150	25	25.2	31605R
LH316.1616.03	16	16	125	23	12.7	31603L
LH316.2020.03	20	20	125	23	16.7	31603L
LH316.2525.03	25	25	150	25	21.7	31603L
LH316.3225.03	32	25	150	32	21.7	31603L
LH316.2525.05	25	25	150	25	25.2	31605L

w见刀片
w see indexable inserts

配件
Spare Parts

刀杆 Toolholder	锁紧螺钉 Clamping Screw	TORX PLUS®扳手 TORX PLUS® Wrench
R/LH316...	5.12T20P	T20PQ



R=右手型-如图
R = right hand version shown


L=左手型
L = left hand version

产品型号 Part number	h	b	l	h ₁	f	s ₁	HWS
RHC316.1616.03	16	16	125	25	29	3.3	31603L
RHC316.2020.03	20	20	125	25	29	3.3	31603L
RHC316.2525.03	25	25	150	25	34	3.3	31603L
RHC316.3225.03	32	25	150	32	34	3.3	31603L
RHC316.2020.05	20	20	125	25	29	5.2	31605L
RHC316.3225.05	32	25	150	32	34	5.2	31605L
LHC316.1616.03	16	16	125	25	29	3.3	31603R
LHC316.2020.03	20	20	125	25	29	3.3	31603R
LHC316.2525.03	25	25	150	25	34	3.3	31603R
LHC316.3225.03	32	25	150	32	34	3.3	31603R
LHC316.2020.05	20	20	125	25	29	5.2	31605R
LHC316.2525.05	25	25	150	25	34	5.2	31605R
LHC316.3225.05	32	25	150	32	34	5.2	31605R

w见刀片
w see indexable inserts

配件
Spare Parts

刀杆 Toolholder	锁紧螺钉 Clamping Screw	TORX PLUS®扳手 TORX PLUS® Wrench
R/LHC316...	5.12T20P	T20PQ



S64T



刀杆和刀片

槽宽0.5 - 3.15 mm

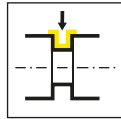
Toolholder and Inserts

Width of groove 0,5 - 3,15 mm

槽型及进给
Geometries and feed rates

页/Page
467

刀杆
Toolholder
H64T



页/Page
468-470

可转位刀片
Indexable insert
S64T



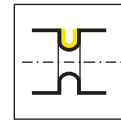
页/Page
471




页/Page
472



页/Page
473



页/Page
474



页/Page
475



页/Page
476

R

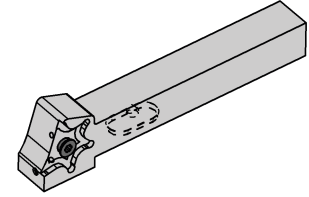
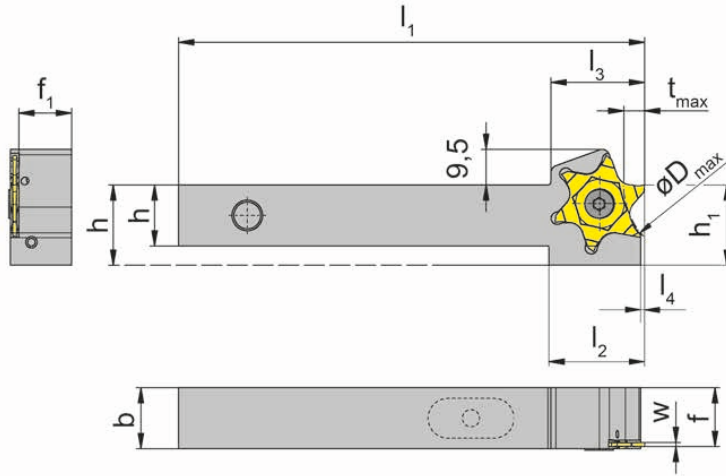
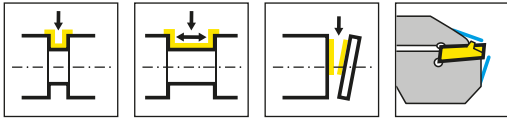
槽型及进给

Geometries and feed rates



槽型 Geometry	材料 Material	进给 f [mm/U] Feed rate f [mm/rev]	加工方式 Machining						
.00	<table border="1"> <tr> <td>P</td> <td>M</td> <td>K</td> </tr> <tr> <td>N</td> <td>S</td> <td>H</td> </tr> </table>	P	M	K	N	S	H	↓ 0.02-0.12	
P	M	K							
N	S	H							
.1A	<table border="1"> <tr> <td>P</td> <td>M</td> <td>K</td> </tr> <tr> <td>N</td> <td>S</td> <td>H</td> </tr> </table>	P	M	K	N	S	H	↓ 0.03-0.12	
P	M	K							
N	S	H							
.DL	<table border="1"> <tr> <td>P</td> <td>M</td> <td>K</td> </tr> <tr> <td>N</td> <td>S</td> <td>H</td> </tr> </table>	P	M	K	N	S	H	↓ 0.05-0.15 ↔ 0.05-0.20	
P	M	K							
N	S	H							
.FB	<table border="1"> <tr> <td>P</td> <td>M</td> <td>K</td> </tr> <tr> <td>N</td> <td>S</td> <td>H</td> </tr> </table>	P	M	K	N	S	H	↓ 0.02-0.10 ↔ 0.0015-0.07	
P	M	K							
N	S	H							

R



R

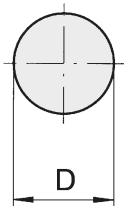
L=左手型-如图
L = left hand version shown

R=右手型
R = right hand version

产品型号 Part number	h	b	l ₁	l ₂	l ₃	h ₁	f ₁	f	l ₄	冷却液供应 Coolant supply	HWS
RH64T.1616.4.10.IK	16	16	125	25	24.5	21	13.8	f ₁ +w+a ₁	1	VDI	64T01N
RH64T.2020.4.10.IK	20	20	125	25	24.5	25	17.8	f ₁ +w+a ₁	1	VDI	64T01N
RH64T.2525.4.10.IK	25	25	125	25	24.5	25	22.8	f ₁ +w+a ₁	1	VDI	64T01N
RH64T.1616.4.20.IK	16	16	125	25	24.5	21	13.3	f ₁ +w+a ₁	1	VDI	64T02N
RH64T.2020.4.20.IK	20	20	125	25	24.5	25	17.3	f ₁ +w+a ₁	1	VDI	64T02N
RH64T.2525.4.20.IK	25	25	125	25	24.5	25	22.3	f ₁ +w+a ₁	1	VDI	64T02N
LH64T.2020.4.10.IK	20	20	125	25	24.5	25	17.8	f ₁ +w+a ₁	1	VDI	64T01N
LH64T.2525.4.10.IK	25	25	125	25	24.5	30	22.8	f ₁ +w+a ₁	1	VDI	64T01N
LH64T.1616.4.20.IK	16	16	125	25	24.5	21	13.3	f ₁ +w+a ₁	1	VDI	64T02N
LH64T.2020.4.20.IK	20	20	125	25	24.5	25	17.3	f ₁ +w+a ₁	1	VDI	64T02N
LH64T.2525.4.20.IK	25	25	125	25	24.5	30	22.3	f ₁ +w+a ₁	1	VDI	64T02N

w见刀片
w see indexable inserts

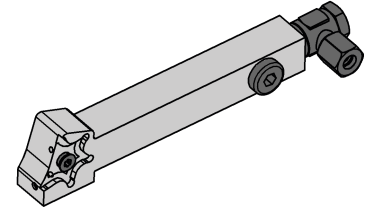
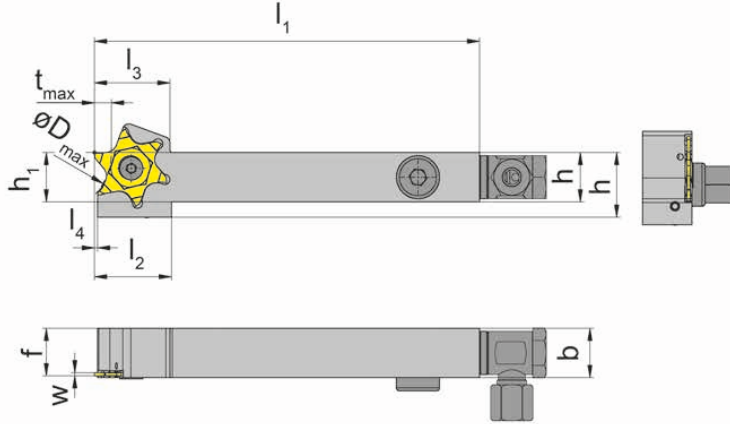
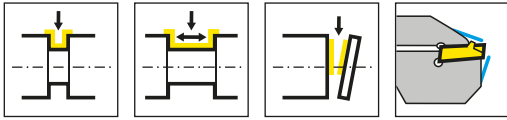
切槽和切断实心棒料
Grooving and parting off solid bars



Dmin	tmax
40	5,5
45	5
50	4,5
55	4
65	3,5
70	3,5
80	3
100	2,5

配件
Spare Parts

刀杆 Toolholder	锁紧螺钉 Clamping Screw	TORX PLUS®扳手 TORX PLUS® Wrench
R/LH64T...	030.4010.T15P	T15PQ



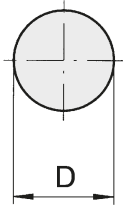
R=右手型-如图
R = right hand version shown

L=左手型
L = left hand version

产品型号 Part number	h	b	l ₁	l ₂	l ₃	h ₁	f ₁	f	l ₄	冷却液供应 Coolant supply	HWS
RH64T.1212.6.10.IK	12	12	125	25	24.5	19	9.8	f ₁ +w+a ₁	1	G1/8	64T01N
RH64T.1616.6.10.IK	16	16	125	25	24.5	21	13.8	f ₁ +w+a ₁	1	G1/8	64T01N
RH64T.2020.6.10.IK	20	20	125	25	24.5	25	17.8	f ₁ +w+a ₁	1	G1/8	64T01N
RH64T.2525.6.10.IK	25	25	125	25	24.5	25	22.8	f ₁ +w+a ₁	1	G1/8	64T01N
RH64T.1212.6.20.IK	12	12	125	25	24.5	19	9.3	f ₁ +w+a ₁	1	G1/8	64T02N
RH64T.1616.6.20.IK	16	16	125	25	24.5	21	13.3	f ₁ +w+a ₁	1	G1/8	64T02N
RH64T.2020.6.20.IK	20	20	125	25	24.5	25	17.3	f ₁ +w+a ₁	1	G1/8	64T02N
RH64T.2525.6.20.IK	25	25	125	25	24.5	25	22.3	f ₁ +w+a ₁	1	G1/8	64T02N
LH64T.1212.6.10.IK	12	12	125	25	24.5	19	9.8	f ₁ +w+a ₁	1	G1/8	64T01N
LH64T.1616.6.10.IK	16	16	125	25	24.5	21	13.8	f ₁ +w+a ₁	1	G1/8	64T01N
LH64T.2020.6.10.IK	20	20	125	25	24.5	25	17.8	f ₁ +w+a ₁	1	G1/8	64T01N
LH64T.2525.6.10.IK	25	25	125	25	24.5	25	22.8	f ₁ +w+a ₁	1	G1/8	64T01N
LH64T.1212.6.20.IK	12	12	125	25	24.5	19	9.3	f ₁ +w+a ₁	1	G1/8	64T02N
LH64T.1616.6.20.IK	16	16	125	25	24.5	21	13.3	f ₁ +w+a ₁	1	G1/8	64T02N
LH64T.2020.6.20.IK	20	20	125	25	24.5	25	17.3	f ₁ +w+a ₁	1	G1/8	64T02N
LH64T.2525.6.20.IK	25	25	125	25	24.5	25	22.3	f ₁ +w+a ₁	1	G1/8	64T02N

w见刀片
w see indexable inserts

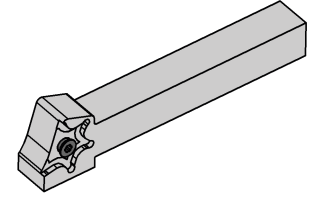
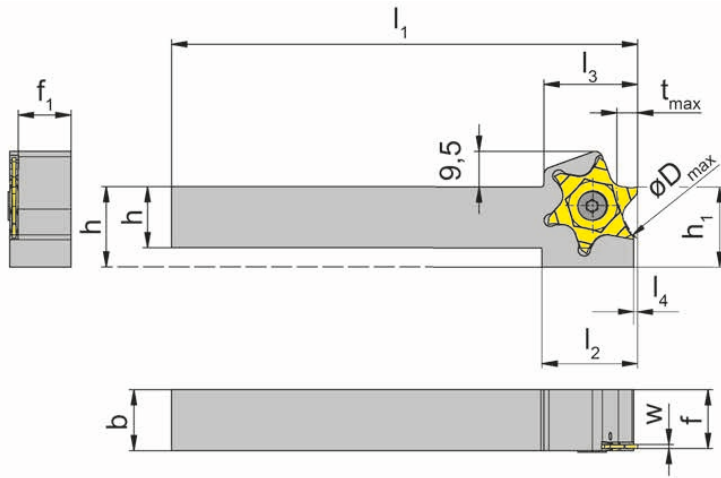
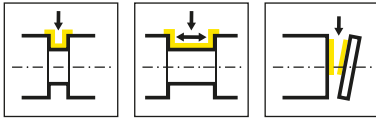
切槽和切断实心棒料
Grooving and parting off solid bars



Dmin	tmax
40	5,5
45	5
50	4,5
55	4
65	3,5
70	3,5
80	3
100	2,5

配件
Spare Parts

刀杆 Toolholder	冷却液供应 Coolant supply	锁紧螺钉 Clamping Screw	TORX PLUS®扳手 TORX PLUS® Wrench	螺钉 Screw Plug
R/LH64T.1212.6...	004.00.22	030.4010.T15P	T15PQ	
R/LH64T...	004.00.16	030.4010.T15P	T15PQ	004.00.26



R

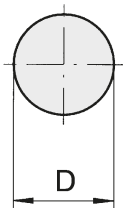
L=左手型-如图
L = left hand version shown

R=右手型
R = right hand version

产品型号 Part number	h	b	l ₁	l ₂	l ₃	h ₁	f ₁	f	l ₄	HWS
RH64T.1212.10	12	12	125	25	25.4	19	9.8	f ₁ +w+a ₁	1	64T01N
RH64T.1616.10	16	16	125	25	25.4	21	13.8	f ₁ +w+a ₁	1	64T01N
RH64T.2020.10	20	20	125	25	25.4	25	17.8	f ₁ +w+a ₁	1	64T01N
RH64T.2525.10	25	25	125	-	25.4	25	22.8	f ₁ +w+a ₁	1	64T01N
RH64T.1212.20	12	12	125	25	25.4	19	9.3	f ₁ +w+a ₁	1	64T02N
RH64T.1616.20	16	16	125	25	25.4	21	13.3	f ₁ +w+a ₁	1	64T02N
RH64T.2020.20	20	20	125	25	25.4	25	17.3	f ₁ +w+a ₁	1	64T02N
RH64T.2525.20	25	25	125	-	25.4	25	22.3	f ₁ +w+a ₁	1	64T02N
LH64T.1212.10	12	12	125	25	25.4	19	9.8	f ₁ +w+a ₁	1	64T01N
LH64T.1616.10	16	16	125	25	25.4	21	13.8	f ₁ +w+a ₁	1	64T01N
LH64T.2020.10	20	20	125	25	25.4	25	17.8	f ₁ +w+a ₁	1	64T01N
LH64T.2525.10	25	25	125	-	25.4	25	22.8	f ₁ +w+a ₁	1	64T01N
LH64T.1212.20	12	12	125	25	25.4	19	9.3	f ₁ +w+a ₁	1	64T02N
LH64T.1616.20	16	16	125	25	25.4	21	13.3	f ₁ +w+a ₁	1	64T02N
LH64T.2020.20	20	20	125	25	25.4	25	17.3	f ₁ +w+a ₁	1	64T02N
LH64T.2525.20	25	25	125	-	25.4	25	22.3	f ₁ +w+a ₁	1	64T02N

w见刀片
w see indexable inserts

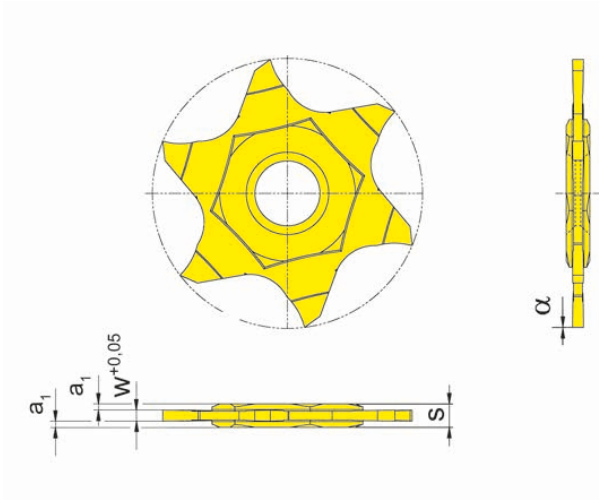
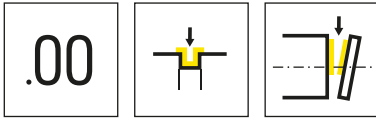
切槽和切断实心棒料
Grooving and parting off solid bars



Dmin	tmax
40	5,5
45	5
50	4,5
55	4
65	3,5
70	3,5
80	3
100	2,5

配件
Spare Parts

刀杆 Toolholder	锁紧螺钉 Clamping Screw	TORX PLUS®扳手 TORX PLUS® Wrench
R/LH64T...	030.4010.T15P	T15PQ



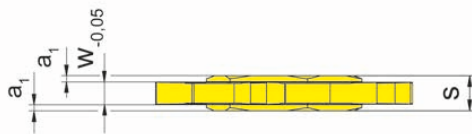
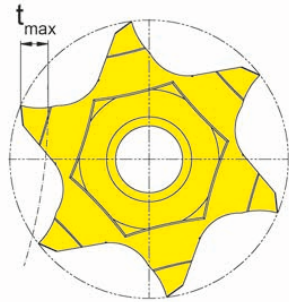
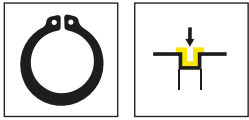
硬质合金牌号
Carbide grades

▲ 库存
on stock

△ 4周
4 weeks

产品型号 Part number	w	a ₁	s	α	HIS	EG55
S64T.0010.00	1	0.58	2.2	0°	64T01N	▲
S64T.0015.00	1.5	0.34	2.2	0°	64T01N	▲
						P ●
						M ○
						K ○
						N -
						S -
						H -

R

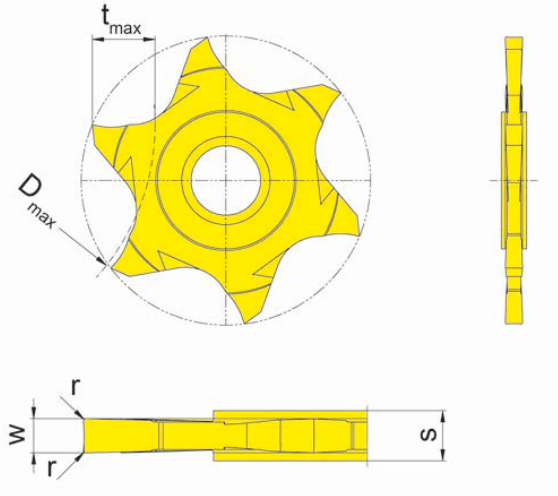
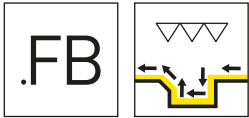


硬质合金牌号
Carbide grades

▲ 库存
on stock

△ 4周
4 weeks

产品型号 Part number	w	Nw	t _{max}	a ₁	s	HIS	EG35	EG55
S64T.0034.00	0.385	0.34	0.6	0.91	2.2	64T01N	△	
S64T.0044.00	0.485	0.44	0.7	0.86	2.2	64T01N	▲	
S64T.0050.00	0.57	0.5	0.7	0.83	2.2	64T01N		▲
S64T.0060.00	0.67	0.6	0.8	0.78	2.2	64T01N		▲
S64T.0070.00	0.77	0.7	1.1	0.73	2.2	64T01N		▲
S64T.0080.00	0.87	0.8	1.2	0.68	2.2	64T01N		▲
S64T.0090.00	0.97	0.9	1.4	0.63	2.2	64T01N		▲
S64T.0100.00	1.07	1	1.6	0.58	2.2	64T01N		▲
S64T.0110.00	1.24	1.1	1.6	0.49	2.2	64T01N		▲
S64T.0130.00	1.44	1.3	2	0.39	2.2	64T01N		▲
S64T.0160.00	1.74	1.6	3.5	0.24	2.2	64T01N		▲
S64T.0185.00	1.99	1.85	3.5	0.12	2.2	64T01N		▲
S64T.0215.00	2.29	2.15	3.5	0.07	2.4	64T01N		▲
S64T.0265.00	2.79	2.65	3.5	0.07	2.9	64T02N		▲
S64T.0315.00	3.29	3.15	3.5	0.07	3.4	64T02N		▲
							P	● ●
							M	● ○
							K	○ ○
							N	- -
							S	- -
							H	- -



硬质合金牌号
Carbide grades

▲ 库存
on stock

△ 4周
4 weeks

产品型号 Part number	w	r	s	HIS	EG35
S64T.FB10.01	1	0.1	2.2	64T01N	▲
S64T.FB15.01	1.5	0.1	2.2	64T01N	▲

P	●
M	●
K	○
N	-
S	-
H	-

计算槽的最小可加工宽度 w_x
Calculation of the smallest possible width of groove w_x

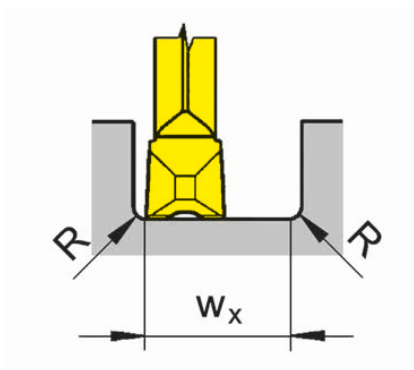
例如 S64T.FB10.01
Example

$$w_x = 2 \times \text{槽宽 } w - 2 \times \text{刀尖圆角 } R$$

$$w_x = 2 \times \text{Width of insert } w - 2 \times \text{Corner radius insert } R$$

$$w_x = 2 \times 1 \text{ mm} - 2 \times 0.1 \text{ mm}$$

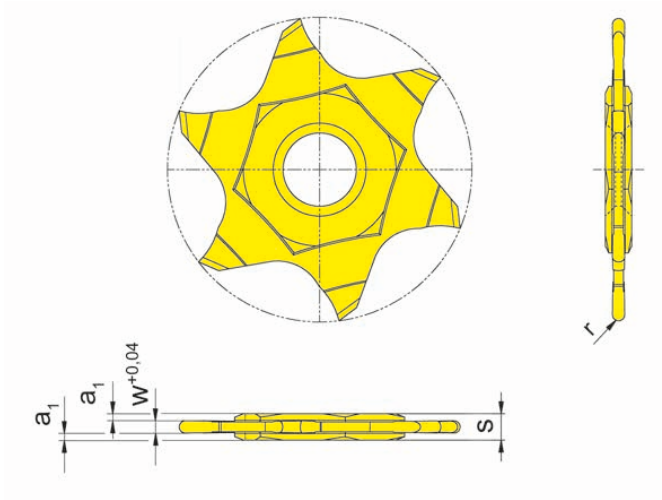
$$w_x = 1.8 \text{ mm}$$



加工路径
Processing flow



R



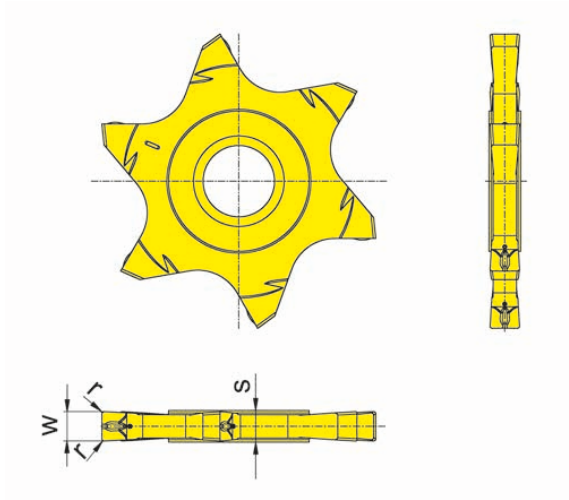
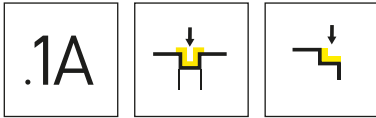
R

硬质合金牌号
Carbide grades

▲ 库存
on stock

△ 4周
4 weeks

产品型号 Part number	w	a ₁	r	s	HIS	EG55
S64T.0100.05	1	0.59	0.5	2.2	64T01N	▲
S64T.0120.06	1.2	0.49	0.6	2.2	64T01N	▲
S64T.0160.08	1.6	0.29	0.8	2.2	64T01N	▲
S64T.0200.10	2	0.09	1	2.2	64T01N	▲
S64T.0250.12	2.5	0.09	1.25	2.7	64T02N	▲
S64T.0300.15	3	0.09	1.5	3.2	64T02N	▲
						P ●
						M ○
						K ○
						N -
						S -
						H -



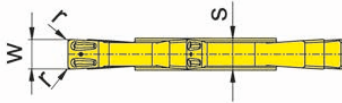
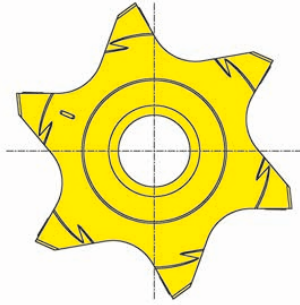
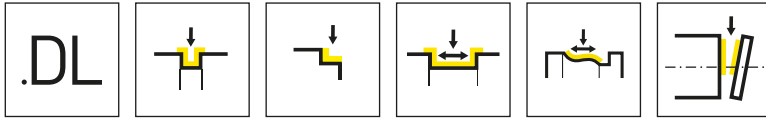
硬质合金牌号
Carbide grades

▲ 库存
on stock

△ 4周
4 weeks

产品型号 Part number	w	r	s	HIS	EG55	IG35
S64T.0150.1A2	1.5	0.2	2.2	64T01N	▲	▲
S64T.0200.1A2	2	0.2	2.2	64T01N	▲	▲
S64T.0250.1A2	2.5	0.2	2.7	64T02N	▲	▲
S64T.0300.1A2	3	0.2	3.2	64T02N	▲	▲
					P ● -	
					M ○ ●	
					K ○ -	
					N - -	
					S - ●	
					H - -	

R



R

硬质合金牌号
Carbide grades

▲ 库存
on stock

△ 4周
4 weeks

产品型号 Part number	w	r	s	HIS	EG55
S64T.0150.DL2	1.5	0.2	2.2	64T01N	▲
S64T.0150.DL4	1.5	0.4	2.2	64T01N	▲
S64T.0200.DL2	2	0.2	2.2	64T01N	▲
S64T.0200.DL4	2	0.4	2.2	64T01N	▲
S64T.0250.DL2	2.5	0.2	2.7	64T02N	▲
S64T.0250.DL4	2.5	0.4	2.7	64T02N	▲
S64T.0300.DL2	3	0.2	3.2	64T02N	▲
S64T.0300.DL4	3	0.4	3.2	64T02N	▲

P	●
M	○
K	○
N	-
S	-
H	-



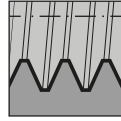
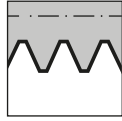
螺纹切削
(外圆和内孔)

系列 224
系列 229
系列 231
系列 264
系列 274
系列 32T
系列 315
系列 64T

Threading
(external and internal)

System 224
System 229
System 231
System 264
System 274
System 32T
System 315
System 64T

可转位刀片
Indexable insert
224/229/231/264/274/
S32T/315/S64T



页/Page
479-493, 495,
497-500

页/Page
494, 496

概述
Overview

页/Page
501

技术信息
Technical Instructions

页/Page
502-503

有关配套刀柄，请参见相应的系列章节
For toolholder please see corresponding system chapters

S

应用
Application



半牙螺纹
Partial profile thread



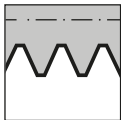
NPT 螺纹
National pipe thread




全牙螺纹
Full profile thread



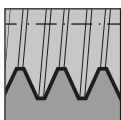
管螺纹
Steel conduit thread



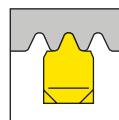
外圆螺纹
External thread



60°
米制ISO螺纹
Metric ISO thread



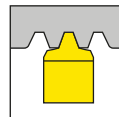
内孔螺纹
Internal thread



惠氏管螺纹
Whitworth pipe thread



BSW/BSF 螺纹
Whitworth pipe thread BSW/BSF



梯形螺纹
Trapezoidal thread



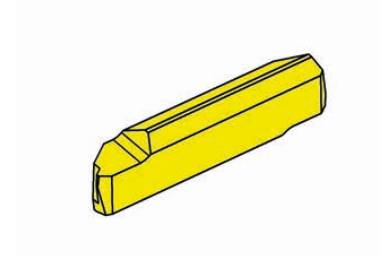
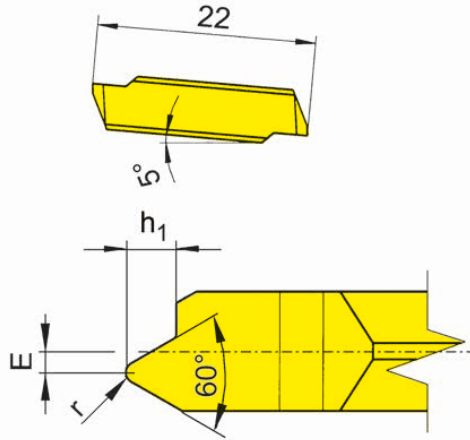
UN螺纹
Unified thread

无需垫片。所有HORN螺纹刀片都有全轮廓后角。

No shims necessary. All HORN thread profiles are manufactured with full ground radial clearance.

可转位刀片 Indexable insert

S224



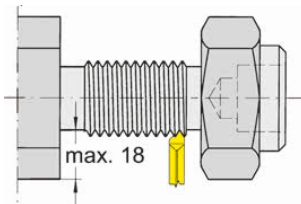
R=右手型-如图
R = right hand version shown

L=左手型
L = left hand version

硬质合金牌号
Carbide grades
▲ 库存
on stock
△ 4周
4 weeks

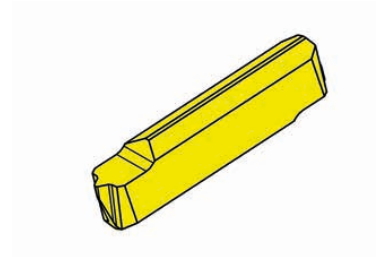
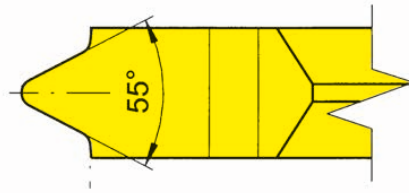
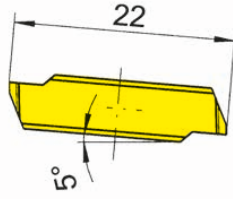
产品型号 Part number	P	E	r	h ₁	HIS	EG55	TF45
RS224.0305.02	0.5	1	0.07	0.31	224038	▲	▲
RS224.0407.02	0.75	0.9	0.11	0.46	224038	▲	▲
RS224.0610.02	1	0.8	0.14	0.61	224038	▲	▲
RS224.0712.02	1.25	0.7	0.15	0.77	224038	▲	▲
RS224.0915.02	1.5	0.5	0.2	0.92	224038	▲	▲
RS224.1017.02	1.75	0.4	0.25	1.07	224038	▲	▲
RS224.1220.02	2	0.3	0.25	1.23	224038	▲	▲
LS224.0305.02	0.5	1	0.07	0.31	224038	△	▲
LS224.0407.02	0.75	0.9	0.11	0.46	224038	▲	▲
LS224.0610.02	1	0.8	0.14	0.61	224038	▲	▲
LS224.0712.02	1.25	0.7	0.15	0.77	224038	▲	▲
LS224.0915.02	1.5	0.5	0.2	0.92	224038	▲	▲
LS224.1017.02	1.75	0.4	0.25	1.07	224038	△	△
LS224.1220.02	2	0.3	0.25	1.23	224038	△	▲

特别适用于两侧凸肩处的螺纹加工
Particularly suitable for threading behind a shoulder



P	●	●
M	○	●
K	○	●
N	-	●
S	-	●
H	-	-





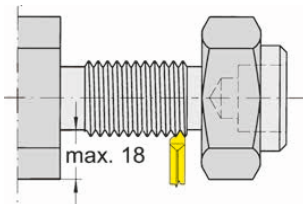
硬质合金牌号
Carbide grades

▲ 库存
on stock

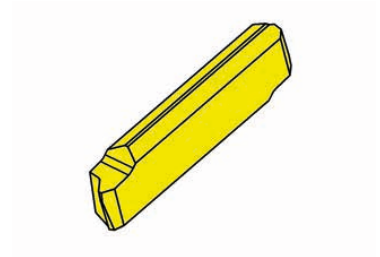
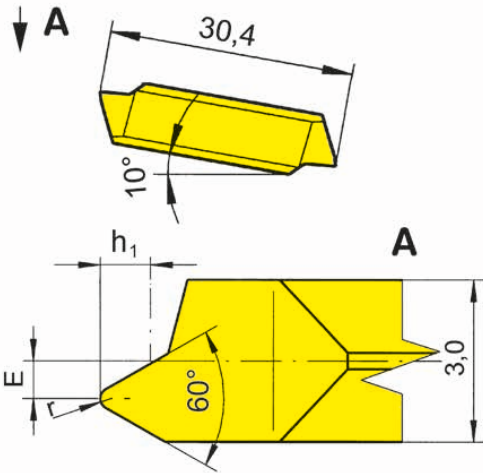
△ 4周
4 weeks

产品型号 Part number	TPI	HIS	EG55	TA45
NS224.5511.02	11	224038	▲	▲
NS224.5514.02	14	224038	▲	▲
NS224.5519.02	19	224038	▲	▲
NS224.5528.02	28	224038	▲	▲
			P ● ●	
			M ○ ●	
			K ○ ●	
			N - ●	
			S - ●	
			H - -	

特别适用于两侧凸肩处的螺纹加工
Particularly suitable for threading behind a shoulder



S



R=右手型-如图
R = right hand version shown

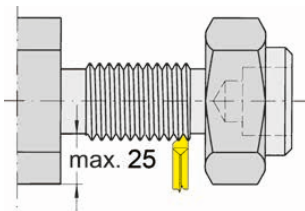
L=左手型
L = left hand version

▲ 库存
on stock

硬质合金牌号
Carbide grades
△ 4周
4 weeks

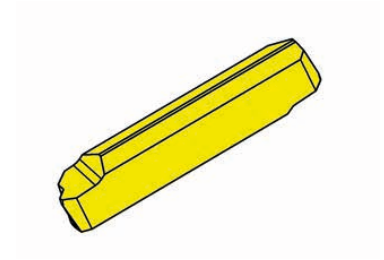
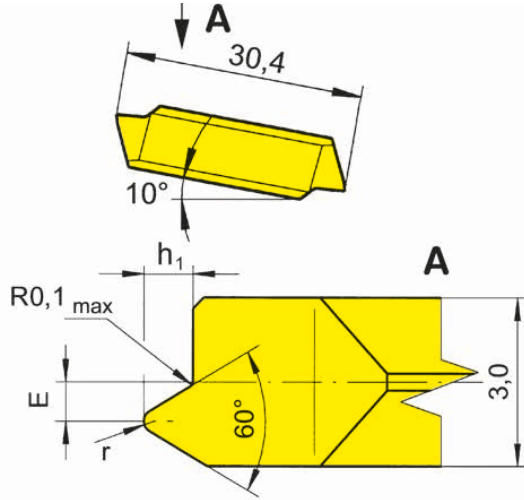
产品型号 Part number	P	E	r	h ₁	HIS	TN35
R229.0610.01	1	0.8	0.12	0.61	229030 • 229040	▲
R229.0712.01	1.25	0.8	0.15	0.77	229030 • 229040	▲
R229.0915.01	1.5	0.7	0.2	0.92	229030 • 229040	▲
R229.1017.01	1.75	0.5	0.25	1.07	229030 • 229040	▲
R229.1220.01	2	0.5	0.25	1.23	229030 • 229040	▲
R229.1525.01	2.5	0.3	0.35	1.53	229030 • 229040	▲
L229.0610.01	1	0.8	0.12	0.61	229030 • 229040	▲
L229.0712.01	1.25	0.8	0.15	0.77	229030 • 229040	▲
L229.0915.01	1.5	0.7	0.2	0.92	229030 • 229040	▲
L229.1017.01	1.75	0.5	0.25	1.07	229030 • 229040	▲
L229.1220.01	2	0.5	0.25	1.23	229030 • 229040	△
L229.1525.01	2.5	0.3	0.35	1.53	229030 • 229040	▲

特别适用于两侧凸肩处的螺纹加工
Particularly suitable for threading behind a shoulder



P	●
M	●
K	●
N	●
S	●
H	-





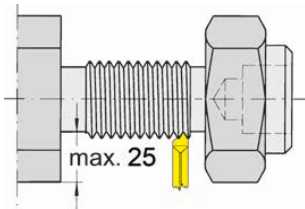
R=右手型-如图
R = right hand version shown

L=左手型
L = left hand version

硬质合金牌号
Carbide grades
▲ 库存
on stock
△ 4周
4 weeks

产品型号 Part number	P	E	r	h ₁	HIS	TN35
R229.0610.02	1	0.8	0.14	0.62	229030 • 229040	▲
R229.0712.02	1.25	0.8	0.175	0.78	229030 • 229040	▲
R229.0915.02	1.5	0.7	0.21	0.93	229030 • 229040	▲
R229.1017.02	1.75	0.5	0.25	1.08	229030 • 229040	▲
R229.1220.02	2	0.5	0.28	1.24	229030 • 229040	▲
R229.1525.02	2.5	0.3	0.36	1.54	229030 • 229040	▲
L229.0610.02	1	0.8	0.14	0.62	229030 • 229040	▲
L229.0712.02	1.25	0.8	0.175	0.78	229030 • 229040	▲
L229.0915.02	1.5	0.7	0.21	0.93	229030 • 229040	▲
L229.1017.02	1.75	0.5	0.25	1.08	229030 • 229040	▲
L229.1220.02	2	0.5	0.28	1.24	229030 • 229040	▲
L229.1525.02	2.5	0.3	0.36	1.54	229030 • 229040	△

特别适用于两侧凸肩处的螺纹加工
Particularly suitable for threading behind a shoulder

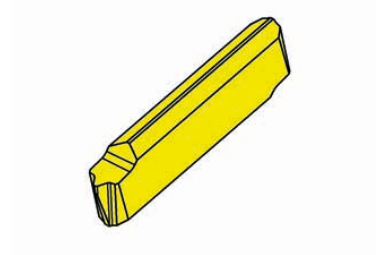
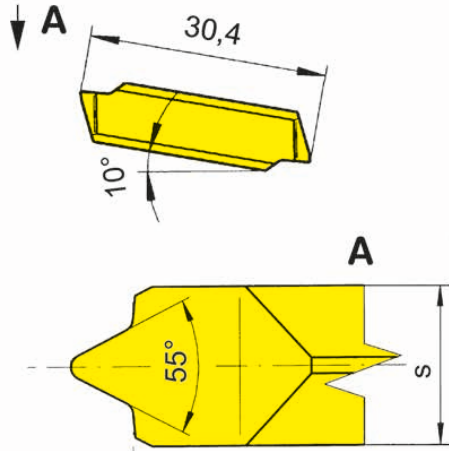


P	●
M	●
K	●
N	●
S	●
H	-

可转位刀片

Indexable insert

N229



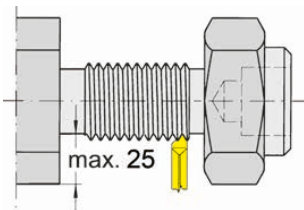
硬质合金牌号
Carbide grades

▲ 库存
on stock

△ 4周
4 weeks

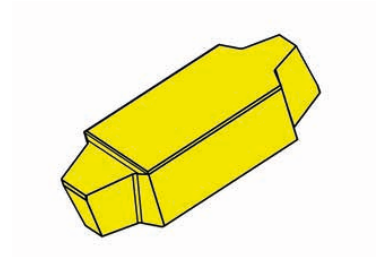
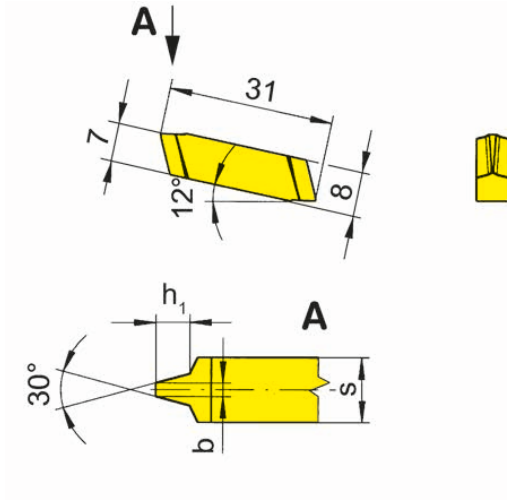
产品型号 Part number	TPI	s	HIS	K10	MG12	TA45	TN35
N229.5511.02	11	3.5	229030 • 229040			△	▲
N229.5514.02	14	3	229030 • 229040			▲	▲
N229.5519.02	19	3	229030 • 229040			△	▲
N229.5528.02	28	3	229030 • 229040				△

特别适用于两侧凸肩处的螺纹加工
Particularly suitable for threading behind a shoulder



P	●	○	●	●
M	○	-	●	●
K	●	-	●	●
N	●	-	●	●
S	○	-	●	●
H	-	-	-	-

S



硬质合金牌号
Carbide grades

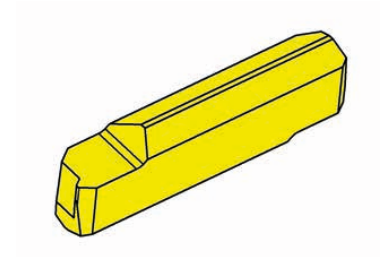
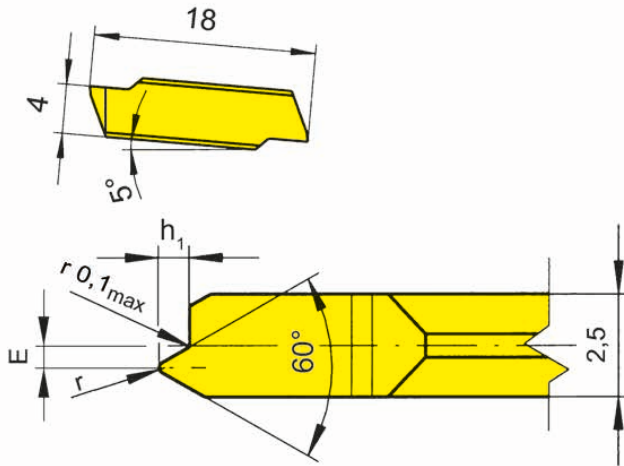
▲ 库存
on stock

△ 4周
4 weeks

产品型号 Part number	P	h_1	b	s	HIS	TN35
231.4070.02	7	4	2.29	5.8	23105N	▲
231.4580.02	8	4.5	2.66	5.8	23105N	▲
231.5090.02	9	5	3.02	7.8	23107N	△
231.5500.02	10	5.5	3.39	7.8	23107N	▲
231.6020.02	12	6.5	4.12	9.8	23109N	△

P	●
M	●
K	●
N	●
S	●
H	-

S



R=右手型-如图
R = right hand version shown

L=左手型
L = left hand version

硬质合金牌号
Carbide grades

▲ 库存
on stock

△ 4周
4 weeks

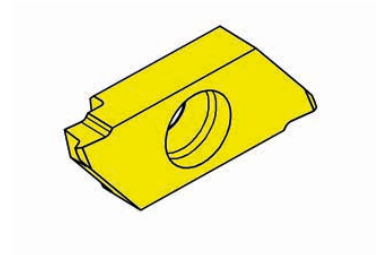
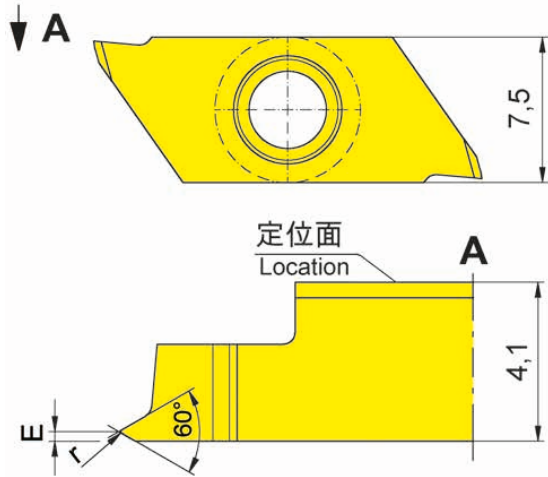
产品型号 Part number	P	E	r	h ₁	HIS	TF45
R264.0305.02	0.5	0.9	0.07	0.31	26403	▲
R264.0306.02	0.6	0.9	0.09	0.37	26403	△
R264.0307.02	0.7	0.8	0.1	0.43	26403	▲
R264.0407.02	0.75	0.75	0.11	0.46	26403	▲
R264.0408.02	0.8	0.7	0.12	0.49	26403	▲
R264.0610.02	1	0.6	0.12	0.61	26403	▲
R264.0712.02	1.25	0.5	0.15	0.77	26403	▲
R264.0915.02	1.5	0.4	0.2	0.92	26403	▲
L264.0305.02	0.5	0.9	0.07	0.31	26403	△
L264.0306.02	0.6	0.9	0.09	0.37	26403	△
L264.0307.02	0.7	0.8	0.1	0.43	26403	△
L264.0407.02	0.75	0.75	0.11	0.46	26403	△
L264.0408.02	0.8	0.7	0.12	0.49	26403	▲
L264.0610.02	1	0.6	0.12	0.61	26403	▲
L264.0712.02	1.25	0.5	0.15	0.77	26403	△
L264.0915.02	1.5	0.4	0.2	0.92	26403	△

P	●
M	●
K	●
N	●
S	●
H	-



可转位刀片 Indexable insert

S274



R=右手型-如图
R = right hand version shown

▲ 库存
on stock

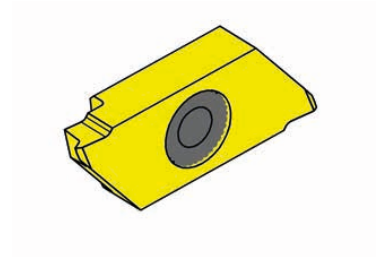
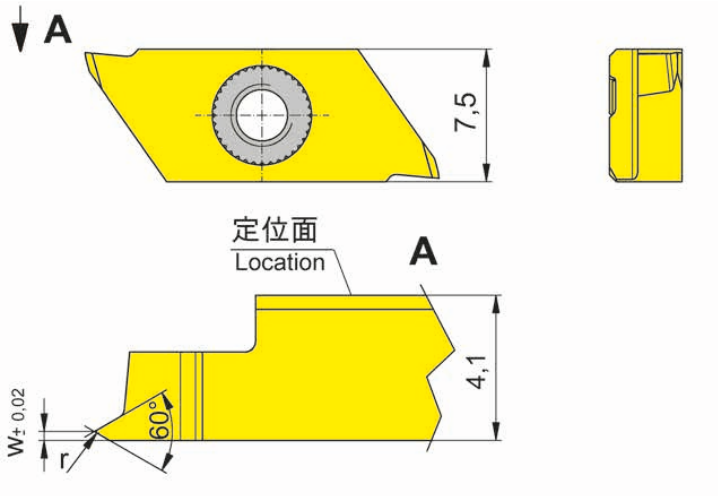
硬质合金牌号
Carbide grades
△ 4周
4 weeks

产品型号 Part number	P	E	r	HIS	硬质合金牌号 Carbide grades	
					IG35	TH35
RS274.0102.01	0.25	0.2	0.04	274040R	▲	▲
RS274.0203.01	0.35	0.25	0.05	274040R	▲	▲
RS274.0204.01	0.4	0.3	0.06	274040R	▲	▲
					P	●
					M	●
					K	●
					N	●
					S	●
					H	-

S

可转位刀片 Indexable insert

S274...E



R=右手型-如图
R = right hand version shown

▲ 库存
on stock

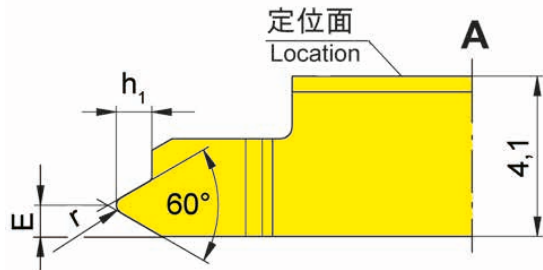
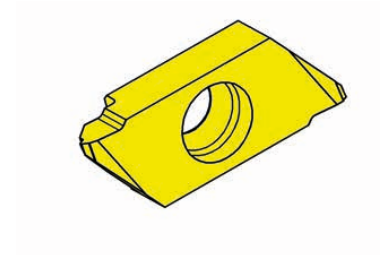
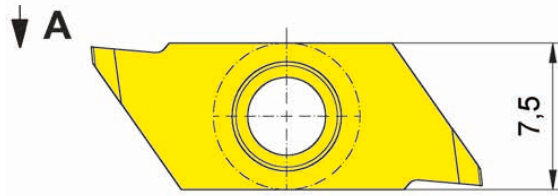
硬质合金牌号
Carbide grades
△ 4周
4 weeks

产品型号 Part number	P	E	r	HIS	硬质合金牌号 Carbide grades	
					IG35	TH35
RS274.0102.01.E	0.25	0.2	0.04	274140R	△	△
RS274.0203.01.E	0.35	0.25	0.05	274140R	△	△
RS274.0204.01.E	0.4	0.3	0.06	274140R	△	△
					P	●
					M	●
					K	●
					N	●
					S	●
					H	-



可转位刀片 Indexable insert

S274



R=右手型-如图
R = right hand version shown

L=左手型
L = left hand version

▲ 库存
on stock

硬质合金牌号
Carbide grades
△ 4周
4 weeks

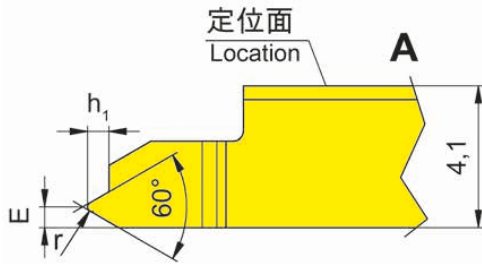
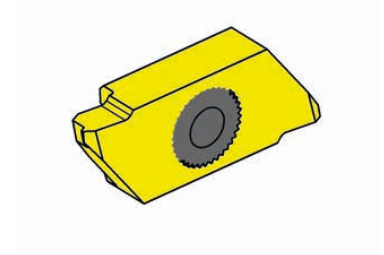
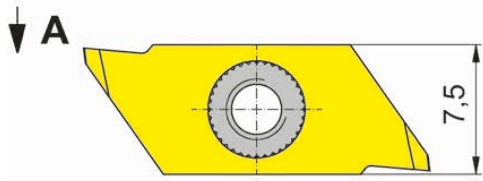
产品型号 Part number	P	E	r	h ₁	HIS	IG35	TH35
RS274.0305.02	0.5	0.4	0.07	0.31	274040R	▲	▲
RS274.0306.02	0.6	0.45	0.09	0.37	274040R	△	▲
RS274.0307.02	0.7	0.5	0.1	0.43	274040R	▲	▲
RS274.0407.02	0.75	0.5	0.11	0.46	274040R	▲	▲
RS274.0408.02	0.8	0.55	0.12	0.49	274040R	▲	▲
RS274.0610.02	1	0.6	0.14	0.61	274040R	▲	▲
RS274.0712.02	1.25	0.7	0.15	0.77	274040R	▲	▲
RS274.0915.02	1.5	0.8	0.2	0.92	274040R	▲	▲
LS274.0305.02	0.5	0.4	0.07	0.31	274040L	△	▲
LS274.0306.02	0.6	0.45	0.09	0.37	274040L	△	△
LS274.0307.02	0.7	0.5	0.1	0.43	274040L	△	△
LS274.0407.02	0.75	0.5	0.11	0.46	274040L	△	△
LS274.0408.02	0.8	0.55	0.12	0.49	274040L	△	△
LS274.0610.02	1	0.6	0.14	0.61	274040L	△	▲
LS274.0712.02	1.25	0.7	0.15	0.77	274040L	▲	▲
LS274.0915.02	1.5	0.8	0.2	0.92	274040L	△	△

P	-	●
M	●	●
K	-	●
N	-	●
S	●	●
H	-	-

S

可转位刀片 Indexable insert

S274...E



R=右手型-如图
R = right hand version shown

L=左手型
L = left hand version

▲ 库存
on stock

硬质合金牌号
Carbide grades
▲ 4周
4 weeks

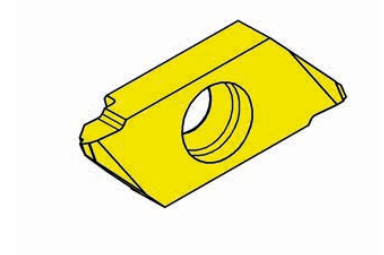
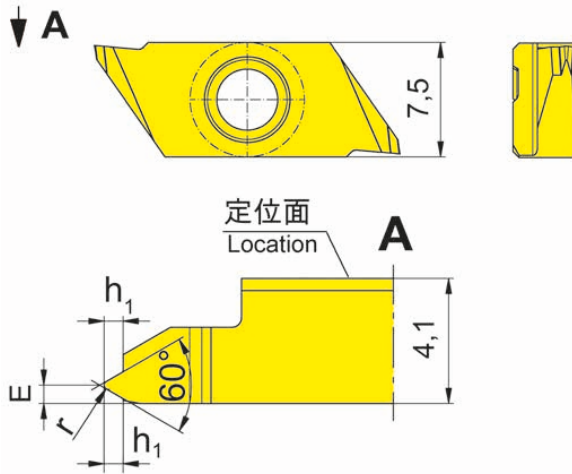
产品型号 Part number	P	E	r	h ₁	HIS	IG35	TH35
RS274.0305.02.E	0.5	0.4	0.07	0.31	274140R	Δ	Δ
RS274.0306.02.E	0.6	0.45	0.09	0.37	274140R	Δ	Δ
RS274.0307.02.E	0.7	0.5	0.1	0.43	274140R	Δ	Δ
RS274.0407.02.E	0.75	0.5	0.11	0.46	274140R	Δ	Δ
RS274.0408.02.E	0.8	0.55	0.12	0.49	274140R	Δ	Δ
RS274.0610.02.E	1	0.6	0.14	0.61	274140R	Δ	Δ
RS274.0712.02.E	1.25	0.7	0.15	0.77	274140R	Δ	Δ
RS274.0915.02.E	1.5	0.8	0.2	0.92	274140R	Δ	Δ
LS274.0305.02.E	0.5	0.4	0.07	0.31	274140L	Δ	Δ
LS274.0306.02.E	0.6	0.45	0.09	0.37	274140L	Δ	Δ
LS274.0307.02.E	0.7	0.5	0.1	0.43	274140L	Δ	Δ
LS274.0407.02.E	0.75	0.5	0.11	0.46	274140L	Δ	Δ
LS274.0408.02.E	0.8	0.55	0.12	0.49	274140L	Δ	Δ
LS274.0610.02.E	1	0.6	0.14	0.61	274140L	Δ	Δ
LS274.0712.02.E	1.25	0.7	0.15	0.77	274140L	Δ	Δ
LS274.0915.02.E	1.5	0.8	0.2	0.92	274140L	Δ	Δ

P	-	●
M	●	●
K	-	●
N	-	●
S	●	●
H	-	-



可转位刀片 Indexable insert

S274



硬质合金牌号
Carbide grades
▲ 库存
on stock
△ 4周
4 weeks

R=右手型-如图
R = right hand version shown

L=左手型
L = left hand version

▲ 库存
on stock

△ 4周
4 weeks

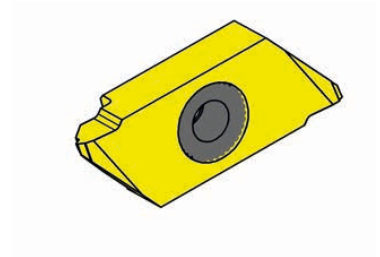
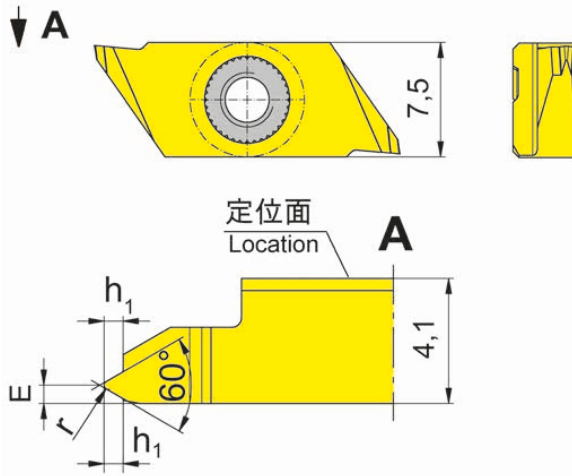
产品型号 Part number	P	E	r	h ₁	HIS	IG35	TH35
RS274.0305.03	0.5	0.4	0.07	0.31	274040R	△	▲
RS274.0306.03	0.6	0.45	0.09	0.37	274040R	△	△
RS274.0307.03	0.7	0.5	0.1	0.43	274040R	△	▲
RS274.0407.03	0.75	0.5	0.11	0.46	274040R	△	△
RS274.0408.03	0.8	0.55	0.12	0.49	274040R	△	△
RS274.0610.03	1	0.6	0.14	0.61	274040R	▲	▲
RS274.0712.03	1.25	0.7	0.15	0.77	274040R	△	△
RS274.0915.03	1.5	0.8	0.2	0.92	274040R	△	▲
LS274.0305.03	0.5	0.4	0.07	0.31	274040L	△	▲
LS274.0306.03	0.6	0.45	0.09	0.37	274040L	△	
LS274.0307.03	0.7	0.5	0.1	0.43	274040L	△	△
LS274.0407.03	0.75	0.5	0.11	0.46	274040L	△	△
LS274.0408.03	0.8	0.55	0.12	0.49	274040L	△	△
LS274.0610.03	1	0.6	0.14	0.61	274040L	△	△
LS274.0712.03	1.25	0.7	0.15	0.77	274040L	△	△
LS274.0915.03	1.5	0.8	0.2	0.92	274040L	△	△

两侧加工
Machining of both flanks

P	-	●
M	●	●
K	-	●
N	-	●
S	●	●
H	-	-

可转位刀片 Indexable insert

S274...E



R=右手型-如图
R = right hand version shown

L=左手型
L = left hand version

▲ 库存
on stock

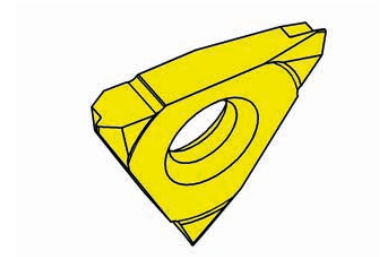
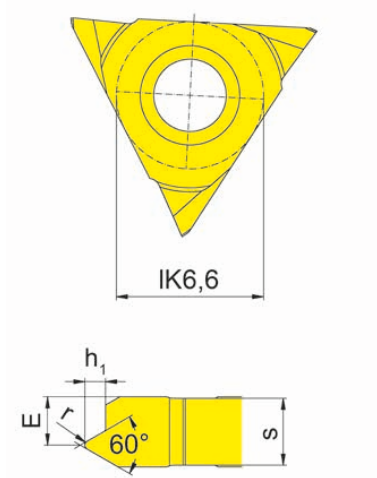
硬质合金牌号
Carbide grades
▲ 4周
4 weeks

产品型号 Part number	P	E	r	h ₁	HIS	IG35	TH35
RS274.0305.03.E	0.5	0.4	0.07	0.31	274140R	Δ	Δ
RS274.0306.03.E	0.6	0.45	0.09	0.37	274140R	Δ	Δ
RS274.0307.03.E	0.7	0.5	0.1	0.43	274140R	Δ	Δ
RS274.0407.03.E	0.75	0.5	0.11	0.46	274140R	Δ	Δ
RS274.0408.03.E	0.8	0.55	0.12	0.49	274140R	Δ	Δ
RS274.0610.03.E	1	0.6	0.14	0.61	274140R	Δ	Δ
RS274.0712.03.E	1.25	0.7	0.15	0.77	274140R	Δ	Δ
RS274.0915.03.E	1.5	0.8	0.2	0.92	274140R	Δ	Δ
LS274.0305.03.E	0.5	0.4	0.07	0.31	274140L	Δ	Δ
LS274.0306.03.E	0.6	0.45	0.09	0.37	274140L	Δ	Δ
LS274.0307.03.E	0.7	0.5	0.1	0.43	274140L	Δ	Δ
LS274.0407.03.E	0.75	0.5	0.11	0.46	274140L	Δ	Δ
LS274.0408.03.E	0.8	0.55	0.12	0.49	274140L	Δ	Δ
LS274.0610.03.E	1	0.6	0.14	0.61	274140L	Δ	Δ
LS274.0712.03.E	1.25	0.7	0.15	0.77	274140L	Δ	Δ
LS274.0915.03.E	1.5	0.8	0.2	0.92	274140L	Δ	Δ

两侧加工
Machining of both flanks

P	-	●
M	●	●
K	-	●
N	-	●
S	●	●
H	-	-





R=右手型-如图
R = right hand version shown

L=左手型
L = left hand version

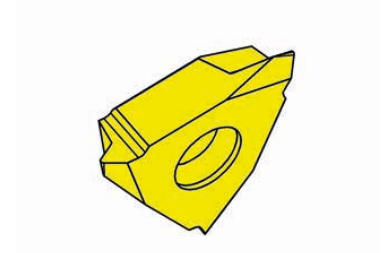
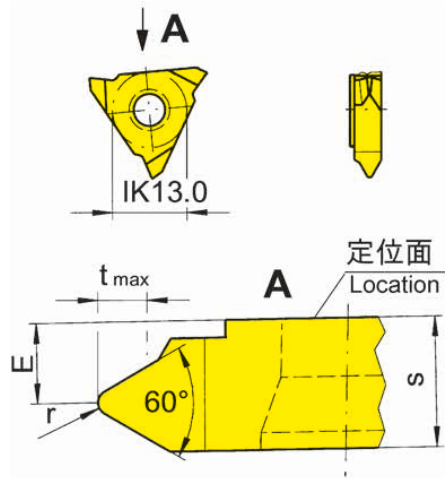
▲ 库存
on stock

硬质合金牌号
Carbide grades
△ 4周
4 weeks

产品型号 Part number	P	E	r	h_1	s	HIS	EG55
RS32T.0305.02	0.5	1.6	0.07	0.32	2	32T02R	▲
RS32T.0306.02	0.6	1.5	0.09	0.38	2	32T02R	▲
RS32T.0307.02	0.7	1.5	0.1	0.44	2	32T02R	▲
RS32T.0407.02	0.75	1.5	0.11	0.47	2	32T02R	▲
RS32T.0408.02	0.8	1.4	0.12	0.5	2	32T02R	▲
RS32T.0610.02	1	1.4	0.14	0.62	2	32T02R	▲
RS32T.0712.02	1.25	1.4	0.18	0.78	2	32T02R	▲
RS32T.0915.02	1.5	1.3	0.22	0.93	2	32T02R	▲
LS32T.0305.02	0.5	1.6	0.07	0.32	2	32T02L	▲
LS32T.0306.02	0.6	1.5	0.09	0.38	2	32T02L	▲
LS32T.0307.02	0.7	1.5	0.1	0.44	2	32T02L	▲
LS32T.0407.02	0.75	1.5	0.11	0.47	2	32T02L	▲
LS32T.0408.02	0.8	1.4	0.12	0.5	2	32T02L	▲
LS32T.0610.02	1	1.4	0.14	0.62	2	32T02L	▲
LS32T.0712.02	1.25	1.4	0.18	0.78	2	32T02L	▲
LS32T.0915.02	1.5	1.3	0.22	0.93	2	32T02L	▲

P	●
M	○
K	○
N	-
S	-
H	-

S



R=右手型-如图
R = right hand version shown

L=左手型
L = left hand version

硬质合金牌号
Carbide grades
▲ 库存
on stock
△ 4周
4 weeks

产品型号 Part number	P	P _{max}	E	r	t _{max}	s	HIS	TN35
R315.0610.01	1	1	4.5	0.14	0.61	5.45	31505R	▲
R315.0712.01	1.25	1.25	4.5	0.15	0.77	5.45	31505R	▲
R315.0915.01	1.5	1.5	4.15	0.2	0.92	5.45	31505R	▲
R315.1017.01	1.75	1.75	4.15	0.25	1.07	5.45	31505R	▲
R315.1220.01	2	2	4.15	0.25	1.23	5.45	31505R	▲
R315.1525.01	2.5	2.5	3.8	0.35	1.53	5.45	31505R	▲
R315.1830.01	3	3	3.6	0.4	1.84	5.45	31505R	▲
R315.3060.01	3	6	3	0.4	4.15	6.1	31505R	▲
R315.2135.01	3.5	3.5	3.4	0.5	2.15	5.45	31505R	△
L315.0610.01	1	1	4.5	0.14	0.61	5.45	31505L	△
L315.0712.01	1.25	1.25	4.5	0.15	0.77	5.45	31505L	△
L315.0915.01	1.5	1.5	4.15	0.2	0.92	5.45	31505L	▲
L315.1017.01	1.75	1.75	4.15	0.25	1.07	5.45	31505L	△
L315.1220.01	2	2	4.15	0.25	1.23	5.45	31505L	△
L315.1525.01	2.5	2.5	3.8	0.35	1.53	5.45	31505L	△
L315.1830.01	3	3	3.6	0.4	1.84	5.45	31505L	△
L315.3060.01	3	6	3	0.4	4.15	6.1	31505L	▲
L315.2135.01	3.5	3.5	3.4	0.5	2.15	5.45	31505L	△

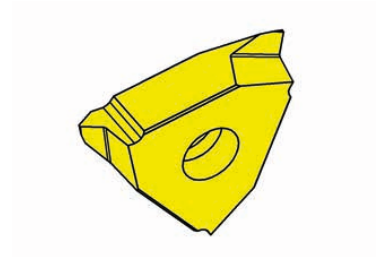
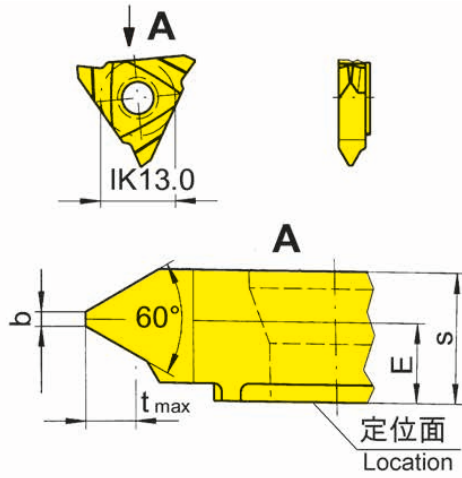
P	●
M	●
K	●
N	●
S	●
H	-



可转位刀片

Indexable insert

315



硬质合金牌号
Carbide grades

▲ 库存
on stock

△ 4周
4 weeks

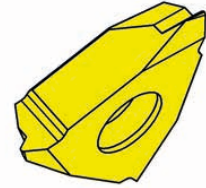
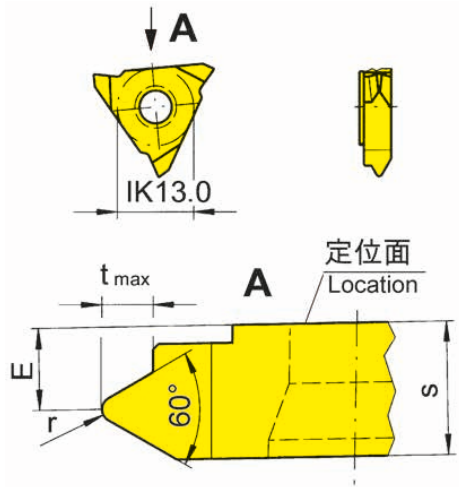
R=右手型-如图
R = right hand version shown

L=左手型
L = left hand version

S

产品型号 Part number	P	E	t _{max}	b	s	D _{min}	HIS	TN35
R315.0510.01	1	4.85	0.55	0.12	5.45	40	31505R	△
R315.0815.01	1.5	4.65	0.81	0.18	5.45	40	31505R	△
R315.1020.01	2	4.45	1.08	0.25	5.45	40	31505R	△
R315.1325.01	2.5	4.25	1.35	0.31	5.45	43	31505R	△
R315.1630.01	3	4.05	1.62	0.37	5.45	43	31505R	△
R315.1835.01	3.5	3.9	1.89	0.43	5.45	43	31505R	△
L315.0510.01	1	4.85	0.55	0.12	5.45	40	31505L	△
L315.0815.01	1.5	4.65	0.81	0.18	5.45	40	31505L	△
L315.1020.01	2	4.45	1.08	0.25	5.45	40	31505L	△
L315.1325.01	2.5	4.25	1.35	0.31	5.45	43	31505L	△
L315.1630.01	3	4.05	1.62	0.37	5.45	43	31505L	△
L315.1835.01	3.5	3.9	1.89	0.43	5.45	43	31505L	△

P	●
M	●
K	●
N	●
S	●
H	-



R=右手型-如图
R = right hand version shown

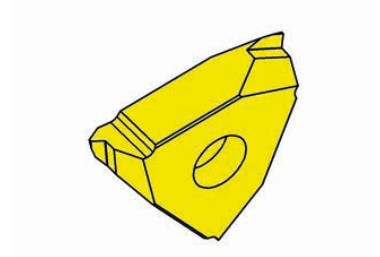
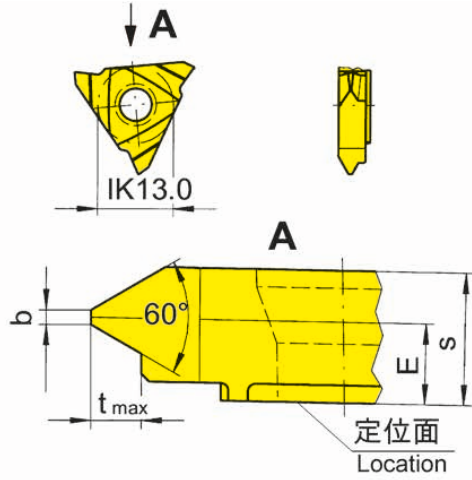
L=左手型
L = left hand version

硬质合金牌号
Carbide grades
▲ 库存
on stock
△ 4周
4 weeks

产品型号 Part number	P	E	r	t _{max}	s	HIS	TN35
R315.0610.02	1	4.5	0.14	0.61	5.45	31505R	▲
R315.0712.02	1.25	4.5	0.15	0.77	5.45	31505R	▲
R315.0915.02	1.5	4.15	0.2	0.92	5.45	31505R	▲
R315.1017.02	1.75	4.15	0.25	1.07	5.45	31505R	▲
R315.1220.02	2	4.15	0.25	1.23	5.45	31505R	▲
R315.1525.02	2.5	3.8	0.35	1.55	5.45	31505R	▲
R315.1830.02	3	3.6	0.4	1.84	5.45	31505R	▲
R315.2135.02	3.5	3.4	0.5	2.15	5.45	31505R	▲
R315.2440.02	4	3.3	0.55	2.45	5.45	31505R	△
R315.3050.02	5	4	0.7	3.07	6.5	31506R	▲
R315.3660.02	6	4.1	0.85	3.68	7	31507R	△
L315.0610.02	1	4.5	0.14	0.61	5.45	31505L	▲
L315.0712.02	1.25	4.5	0.15	0.77	5.45	31505L	△
L315.0915.02	1.5	4.15	0.2	0.92	5.45	31505L	▲
L315.1017.02	1.75	4.15	0.25	1.07	5.45	31505L	△
L315.1220.02	2	4.15	0.25	1.23	5.45	31505L	△
L315.1525.02	2.5	3.8	0.35	1.55	5.45	31505L	△
L315.1830.02	3	3.6	0.4	1.84	5.45	31505L	▲
L315.2135.02	3.5	3.4	0.5	2.15	5.45	31505L	△
L315.2440.02	4	3.3	0.55	2.45	5.45	31505L	△
L315.3050.02	5	4	0.7	3.07	6.5	31506L	△
L315.3660.02	6	4.1	0.85	3.68	7	31507L	△

P	●
M	●
K	●
N	●
S	●
H	-





硬质合金牌号
Carbide grades

▲ 库存
on stock

△ 4周
4 weeks

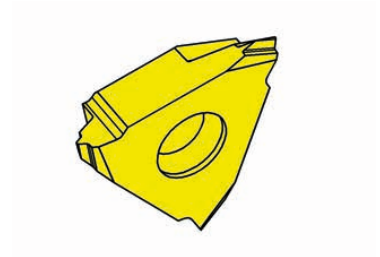
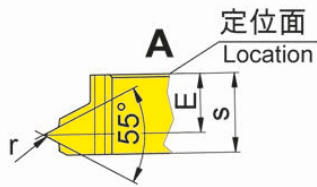
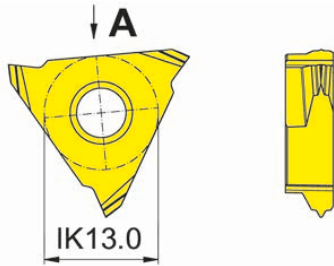
R=右手型-如图
R = right hand version shown

L=左手型
L = left hand version

S

产品型号 Part number	P	E	t _{max}	b	s	D _{min}	HIS	TN35
R315.0510.02	1	4.85	0.55	0.12	5.45	40	31505R	▲
R315.0815.02	1.5	4.65	0.81	0.18	5.45	40	31505R	▲
R315.1020.02	2	4.45	1.08	0.25	5.45	40	31505R	▲
R315.1325.02	2.5	4.25	1.35	0.31	5.45	43	31505R	▲
R315.1630.02	3	4.05	1.62	0.37	5.45	43	31505R	▲
R315.1835.02	3.5	3.9	1.89	0.43	5.45	43	31505R	▲
L315.0510.02	1	4.85	0.55	0.12	5.45	40	31505L	▲
L315.0815.02	1.5	4.65	0.81	0.18	5.45	40	31505L	▲
L315.1020.02	2	4.45	1.08	0.25	5.45	40	31505L	▲
L315.1325.02	2.5	4.25	1.35	0.31	5.45	43	31505L	▲
L315.1630.02	3	4.05	1.62	0.37	5.45	43	31505L	▲
L315.1835.02	3.5	3.9	1.89	0.43	5.45	43	31505L	▲

P	●
M	●
K	●
N	●
S	●
H	-



R=右手型-如图
R = right hand version shown

L=左手型
L = left hand version

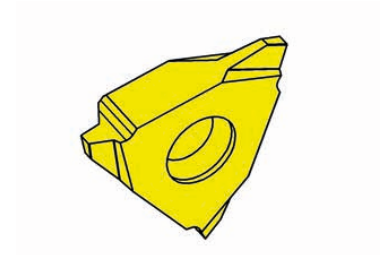
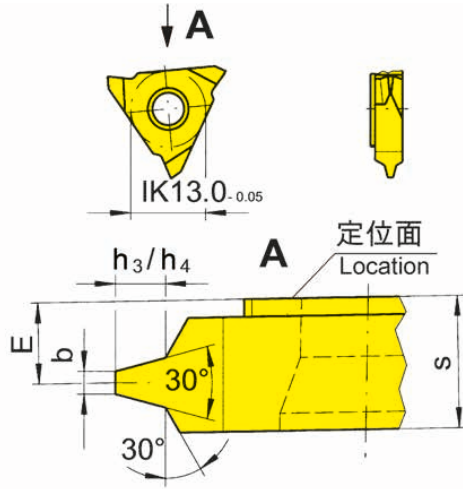
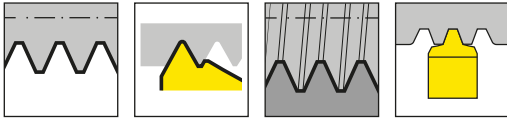
▲ 库存
on stock

硬质合金牌号
Carbide grades
△ 4周
4 weeks

产品型号 Part number	TPI	E	r	s	HIS	TH35
R315.5528.02	28	4.35	0.11	5.45	31505R	△
R315.5519.02	19	4.05	0.17	5.45	31505R	▲
R315.5514.02	14	3.75	0.23	5.45	31505R	▲
R315.5511.02	11	3.55	0.3	5.45	31505R	▲
L315.5528.02	28	4.35	0.11	5.45	31505L	△
L315.5519.02	19	4.05	0.17	5.45	31505L	△
L315.5514.02	14	3.75	0.23	5.45	31505L	△
L315.5511.02	11	3.55	0.3	5.45	31505L	△

P	●
M	●
K	●
N	●
S	●
H	-

S



硬质合金牌号
Carbide grades

▲ 库存
on stock

△ 4周
4 weeks

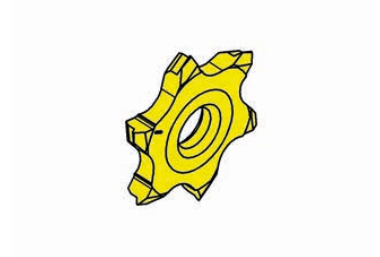
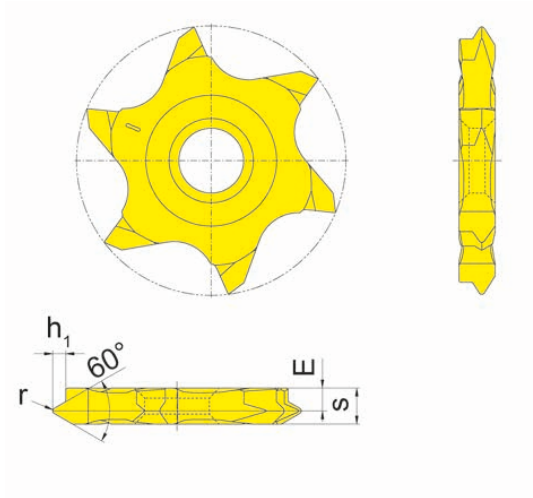
R=右手型-如图
R = right hand version shown

L=左手型
L = left hand version

S

产品型号 Part number	P	E	h_1	b	s	D_{min}	HIS	TN35
R315.1015.02	1.5	4.5	0.9	0.47	5.45	43	31505R	▲
R315.1320.02	2	4.3	1.25	0.6	5.45	43	31505R	▲
R315.1730.02	3	4	1.75	0.96	5.45	43	31505R	▲
R315.2240.02	4	3.6	2.25	1.33	5.45	43	31505R	▲
R315.2750.02	5	3.3	2.75	1.7	5.45	43	31505R	▲
R315.3560.02	6	3	3.5	1.93	5.45	43	31505R	▲
L315.1015.02	1.5	4.5	0.9	0.47	5.45	43	31505L	△
L315.1320.02	2	4.3	1.25	0.6	5.45	43	31505L	△
L315.1730.02	3	4	1.75	0.96	5.45	43	31505L	▲
L315.2240.02	4	3.6	2.25	1.33	5.45	43	31505L	▲
L315.2750.02	5	3.3	2.75	1.7	5.45	43	31505L	▲
L315.3560.02	6	3	3.5	1.93	5.45	43	31505L	▲

P	●
M	●
K	●
N	●
S	●
H	-



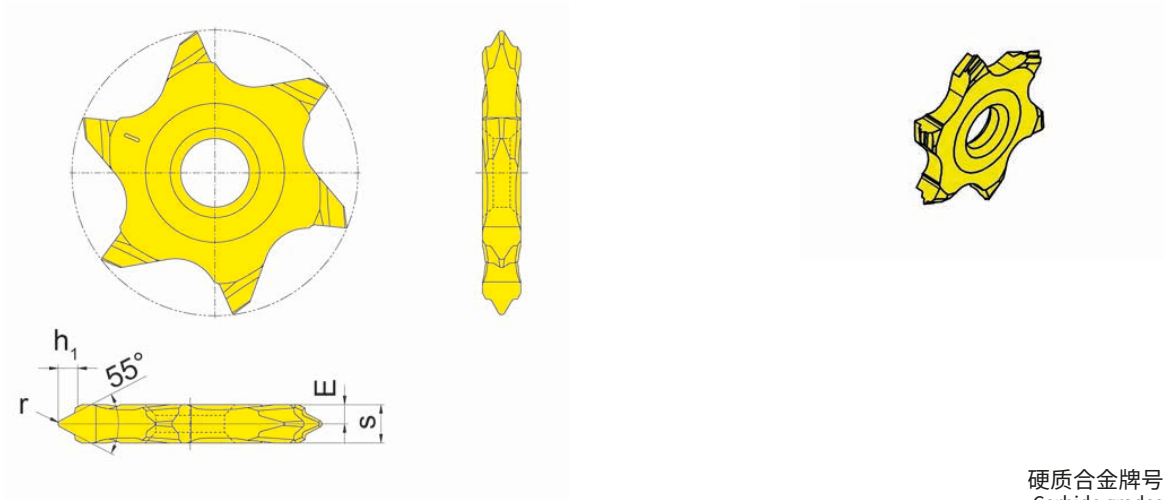
硬质合金牌号
Carbide grades

▲ 库存
on stock

△ 4周
4 weeks

产品型号 Part number	P	E	r	h ₁	s	HIS	EG55
RS64T.0610.02	1	2.5	0.14	0.62	3.4	64T02R	▲
RS64T.0712.02	1.25	2.5	0.17	0.78	3.4	64T02R	▲
RS64T.0915.02	1.5	2.2	0.21	0.93	3.4	64T02R	▲
RS64T.1017.02	1.75	2.2	0.25	1.08	3.4	64T02R	▲
RS64T.1220.02	2	2.15	0.28	1.24	3.4	64T02R	▲
LS64T.0610.02	1	2.5	0.14	0.62	3.4	64T02L	△
LS64T.0712.02	1.25	2.5	0.17	0.78	3.4	64T02L	△
LS64T.0915.02	1.5	2.2	0.21	0.93	3.4	64T02L	△
LS64T.1017.02	1.75	2.2	0.25	1.08	3.4	64T02L	△
LS64T.1220.02	2	2.15	0.28	1.24	3.4	64T02L	△
							P ●
							M ○
							K ○
							N -
							S -
							H -





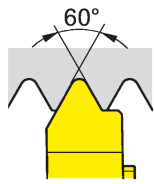
硬质合金牌号
Carbide grades

▲ 库存
on stock

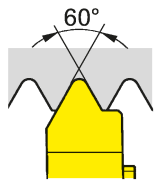
△ 4周
4 weeks

产品型号 Part number	TPI	E	r	h_1	s	HIS	EG55
RS64T.5519.02	19	2	0.17	0.87	3.4	64T02R	△
RS64T.5528.02	28	2.3	0.11	0.6	3.4	64T02R	△
LS64T.5519.02	19	2	0.17	0.87	3.4	64T02L	△
LS64T.5528.02	28	2.3	0.11	0.6	3.4	64T02L	△
NS64T.5511.02	11	1.7	0.3	1.5	3.4	64T02N	▲
NS64T.5514.02	14	1.7	0.23	1.18	3.4	64T02N	▲
							P ●
							M ○
							K ○
							N -
							S -
							H -

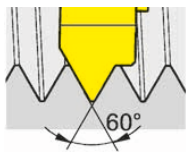
S



ISO米制标准螺纹(外圆) Metric ISO standard thread (external)	非全牙型 Partial profile	全牙型 Full profile
M6 (M7)	R/L315.0610.01	R/L315.0610.02
M8 (M9)	R/L315.0712.01	R/L315.0712.02
M10 (M11)	R/L315.0915.01	R/L315.0915.02
M12	R/L315.1017.01	R/L315.1017.02
M14, M16	R/L315.1220.01	R/L315.1220.02
M18, M20, M22	R/L315.1525.01	R/L315.1525.02
M24, M27	R/L315.1830.01	R/L315.1525.02
M30, M33	R/L315.2135.01	R/L315.2135.02
M36	-	R/L315.2440.02
M24 - M68	R/L315.3060.01	-
M48, M52	-	R/L315.3050.02
M64, M68	-	R/L315.3660.02



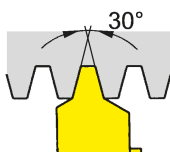
ISO米制细牙螺纹(外圆) Metric ISO fine thread (external)	非全牙型 Partial profile	全牙型 Full profile
M7.5x1	R/L315.0610.01	R/L315.0610.02
M10x1.25	R/L315.0712.01	R/L315.0712.02
M12x1.5	R/L315.0915.01	R/L315.0915.02
M17x2	R/L315.1220.01	R/L315.1220.02
M24x2.5	R/L315.1525.01	R/L315.1525.02
M30x3	R/L315.1830.01	R/L315.1525.02



ISO米制细牙螺纹(外圆) Metric ISO fine thread (internal)	非全牙型 Partial profile	全牙型 Full profile
M45x1	R/L315.0510.01	R/L315.0510.02
M45x1.5	R/L315.0815.01	R/L315.0815.02
M48x2	R/L315.1020.01	R/L315.1020.02
M48x2.5	R/L315.1325.01	R/L315.1325.02
M48x3	R/L315.1630.01	R/L315.1630.02
M48x3.5	R/L315.1835.01	R/L315.1835.02



惠氏螺纹 (外圆) Whitworth Thread (external)	全牙型 Full profile
G ^{1/16} / G ^{1/8}	R/L315.5528.02
G ^{1/4} / G ^{3/8}	R/L315.5519.02
G ^{1/2} / G ^{3/4}	R/L315.5514.02
G1 - G6	R/L315.5511.02



ISO米制梯形螺纹 DIN103 (外圆) Metric ISO trapezoidal thread DIN103 (external)	全牙型 Full profile
Tr8x1,5	R/L315.1015.02
Tr9-10x2	R/L315.1320.02
Tr12-14x3	R/L315.1730.02
Tr16-20x4	R/L315.2240.02
Tr22-28x5	R/L315.2750.02
Tr30-36x6	R/L315.3560.02

推荐走刀次数

Recommended number of passes

V _{max} m/min	钢 (Nmm ² 拉伸强度) Steel (N/mm ² Tensile strength)					不锈钢 Stainless steel	灰铸铁 Grey cast iron	铝 Al
	400-500	500-700	700-850	850-1150	> 1150			
	160	140	120	90	70	90	100	300

螺距 Pitch	走刀次数 Number of passes								
	每英寸 齿数 mm tpi	钢 (Nmm ² 拉伸强度) Steel (N/mm ² Tensile strength)					不锈钢 Stainless steel	灰铸铁 Grey cast iron	铝 Al
		400-500	500-700	700-850	850-1150	> 1150			
0.8	32	8	8	9	9	10	10	9	8
1.0	24	10	10	12	12	12	12	12	10
1.25	20-19	12	12	14	14	15	15	14	12
1.5	16	15	15	17	17	18	18	17	15
1.75	14	17	17	19	19	21	21	18	17
2.0	12-11	19	20	22	22	25	25	20	18
2.5	10	22	24	26	26	31	31	22	20
3.0-3.5	8	28	30	32	32	38	38	24	22

上表中推荐的走刀次数是近似值。

请注意:

- 为避免切削刃破损, 切割深度不宜过深
- 精加工(零切深)不被考虑在表中

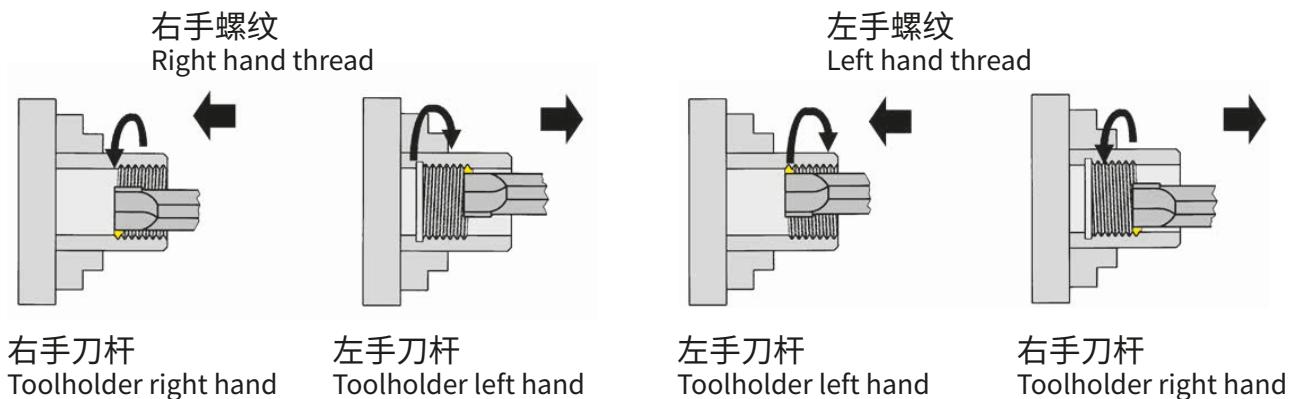
The recommended number of passes in the above table are approxiamte figures.

Please note:

- to avoid breakages at the cutting edge, the depth of cut at the first pass should not be to deep
- finishing passes (with zero depth of cut) are not considered in the table

内螺纹进给方向

Feed direction internal threading



进给

In-Feed

径向进给

同时切削刀片两边的材料,这是加工螺纹时最普通的方法.

Radial In-Feed

Metal removed on both sides of the insert simultaneously. The most commonly used method for thread production.



改进的侧进给

更小的后刀面磨损和相应的工件侧面上的更好的表面光洁度.

Modified flank in-feed

Less wear of the trailing edge and better surface finish on corresponding flank.



变化的后刀面进给

两个刃都被充分利用,意味着刀片寿命更长.

Alternating flank in-feed

Both edges are being fully utilised which means longer insert life.



后刀面进给


更好的断屑和散热.

Flank in-feed

More easily formed chip and better heat dissipation.



S

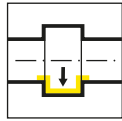




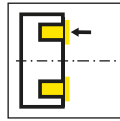
T

系列/System	页/Page
105/109/110	506
114	526
15A/25A	536
224	548
229	564
231	584
312	590
A315	596

刀杆
Toolholder
B105/BU105/H105/
HC105/VDI/B109/B110

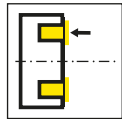


页/Page
508-512



页/Page
518, 521, 523

刀片
Insert
105/A105/A109/A110



页/Page
513-517, 519-520,
522, 524-525

105/109/110



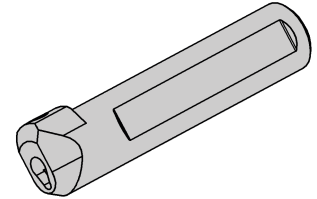
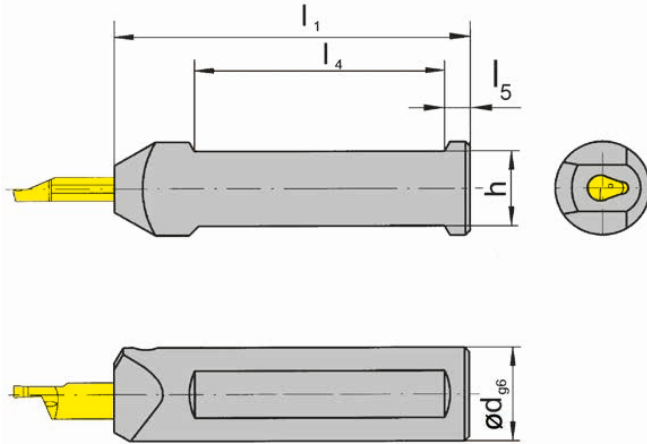
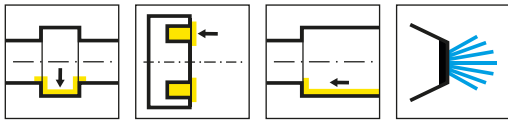
T

刀杆和刀片

槽宽0.5 - 3 mm

Toolholder and Inserts

Width of groove 0,5 - 3 mm

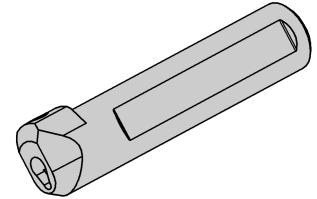
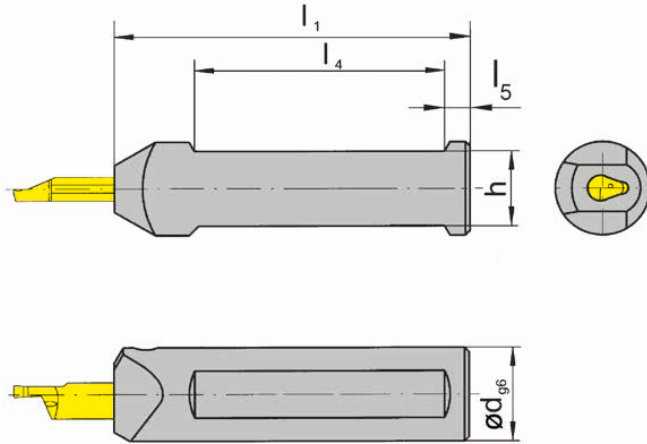
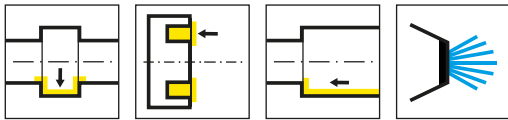


图示=左手型切削
Picture = left hand cutting version

产品型号 Part number	d	l ₁	h	l ₄	HWS
B105.0010.01	10	75	9	50	105123 • 105124 • 105125
B105.0012.01	12	75	11	50	105123 • 105124 • 105125
B105.0016.01	16	75	14	50	105123 • 105124 • 105125
B105.0020.01	20	90	18	55	105123 • 105124 • 105125
B105.0022.01	22	90	20	55	105123 • 105124 • 105125
B105.0025.01	25	100	23	55	105123 • 105124 • 105125

配件
Spare Parts

刀杆 Toolholder	锁紧螺钉 Clamping Screw	TORX PLUS®扳手 TORX PLUS® Wrench
B105...	6.075T15P	T15PQ



图示=右手型

Picture = right hand cutting version

产品型号 Part number	d	l ₁	h	l ₄	l ₅	HWS
B105.0028.01	28	120	26	72	12	105123 • 105124 • 105125
BU105.0750.5.01	3/4"	90	17.04	70	5	105123 • 105124 • 105125
BU105.0750.5.3.01	3/4"	152.5	17.05	70	5	105123 • 105124 • 105125
BU105.1000.5.01	1"	90	23.4	65	5	105123 • 105124 • 105125
BU105.1000.5.3.01	1"	152.5	23.4	70	5	105123 • 105124 • 105125

单位:inch和mm

Dimensions in inch and mm

不包含内冷接口 M12×1.5 用于TRAUB机床 刀杆和刀片

Adapter of cooling M12x1,5 for Traub machines

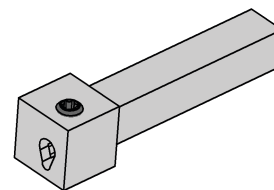
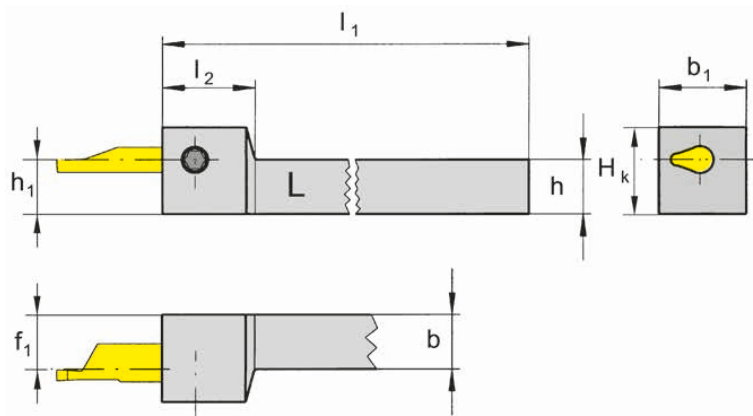
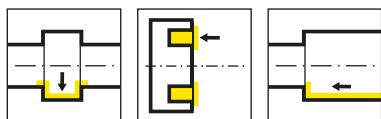
Coolant supply is not included.

配件

Spare Parts

刀杆 Toolholder	锁紧螺钉 Clamping Screw	TORX PLUS®扳手 TORX PLUS® Wrench
B/BU105...	6.075T15P	T15PQ





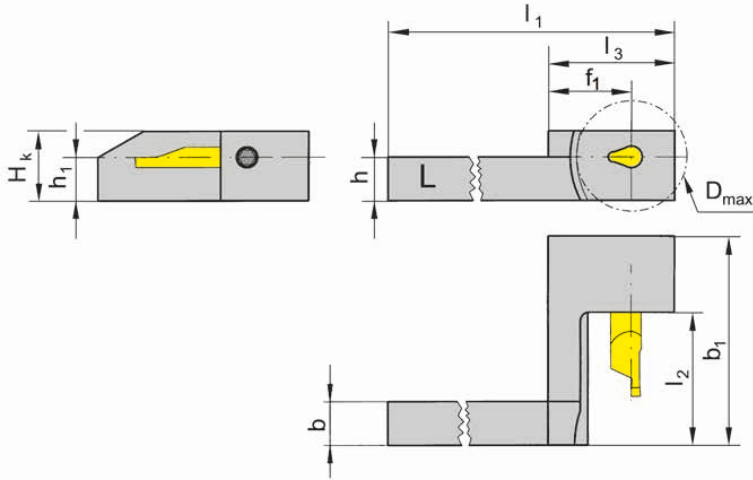
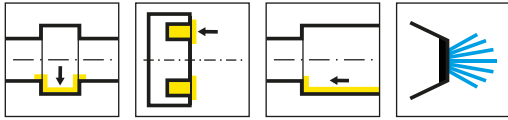
L=左手型-如图
L = left hand version shown

R=右手型
R = right hand version

产品型号 Part number	h	b	l ₁	h ₁	b ₁	f ₁	H _k	l ₂	HWS
RH105.0808.01	8	8	90	8	16	7.5	14	17	105123 • 105124 • 105125
RH105.1010.01	10	10	90	10	16	7.5	16	17	105123 • 105124 • 105125
RH105.1212.01	12	12	90	12	16	7.5	18	17	105123 • 105124 • 105125
RH105.1616.01	16	16	110	16	16	7.5	22	17	105123 • 105124 • 105125
LH105.0808.01	8	8	90	8	16	7.5	14	17	105123 • 105124 • 105125
LH105.1010.01	10	10	90	10	16	7.5	16	17	105123 • 105124 • 105125
LH105.1212.01	12	12	90	12	16	7.5	18	17	105123 • 105124 • 105125
LH105.1616.01	16	16	110	16	16	7.5	22	17	105123 • 105124 • 105125

配件
Spare Parts

刀杆 Toolholder	锁紧螺钉 Clamping Screw	TORX PLUS®扳手 TORX PLUS® Wrench
R/LH105...	6.075T15P	T15PQ



L=左手型-如图
L = left hand version shown

R=右手型
R = right hand version

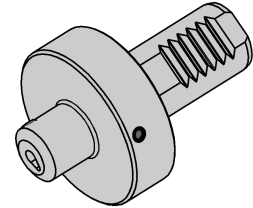
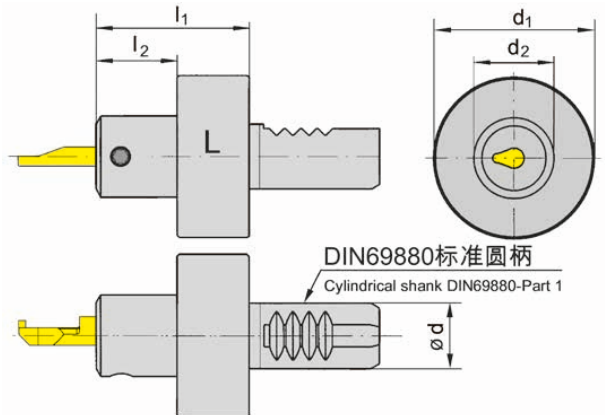
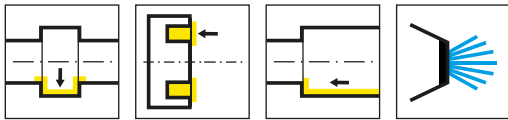
产品型号 Part number	h	b	l ₁	l ₃	h ₁	b ₁	f ₁	D _{a max}	H _K	l ₂	HWS
RHC105.0808.21	8	8	99	29	8	32	19	26	13	18	105123 • 105124 • 105125
RHC105.1010.11	10	10	99	29	10	22.7	19	26	16	8	105123 • 105124 • 105125
RHC105.1010.21	10	10	99	29	10	38	19	26	16	18	105123 • 105124 • 105125
RHC105.1010.41	10	10	99	29	10	48	19	26	16	28	105123 • 105124 • 105125
RHC105.1212.21	12	12	99	29	12	38	19	26	18	18	105123 • 105124 • 105125
RHC105.1212.41	12	12	99	29	12	48	19	26	18	28	105123 • 105124 • 105125
RHC105.1616.21	16	16	104	34	16	38	24	36	22	18	105123 • 105124 • 105125
RHC105.1616.41	16	16	104	34	16	48	24	36	22	28	105123 • 105124 • 105125
LHC105.0808.21	8	8	99	29	8	32	19	26	13	18	105123 • 105124 • 105125
LHC105.1212.21	12	12	99	29	12	38	19	26	18	18	105123 • 105124 • 105125
LHC105.1616.21	16	16	104	34	16	38	24	36	22	18	105123 • 105124 • 105125

R/LHC105.07.../.08.../.1010.11 =无内冷!
R/LHC105.07.../.08.../.1010.11 = no through coolant supply!

配件
Spare Parts

刀杆 Toolholder	锁紧螺钉 Clamping Screw	TORX PLUS®扳手 TORX PLUS® Wrench
R/LHC105...	6.075T15P	T15PQ





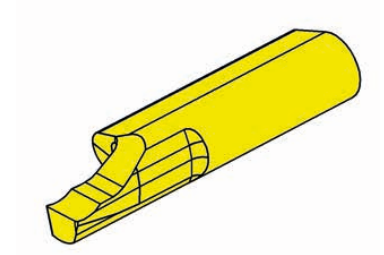
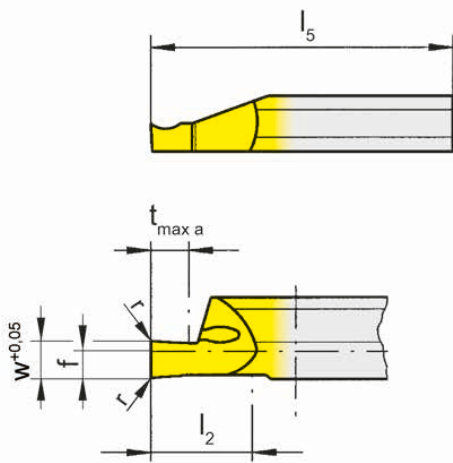
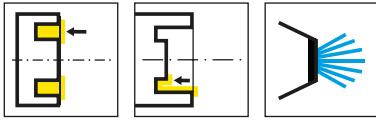
L=左手型-如图
L = left hand version shown

R=右手型
R = right hand version

产品型号 Part number	d	l ₁	l ₂	d ₂	d ₁	HWS
VDI16.L105.20.01	16	38	20	20	40	105123 • 105124 • 105125
VDI16.R105.20.01	16	38	20	20	40	105123 • 105124 • 105125
VDI20.L105.20.01	20	38	20	20	50	105123 • 105124 • 105125
VDI20.R105.20.01	20	38	20	20	50	105123 • 105124 • 105125
VDI25.L105.20.01	25	38	20	20	58	105123 • 105124 • 105125
VDI25.R105.20.01	25	38	20	20	58	105123 • 105124 • 105125
VDI30.L105.20.01	30	38	20	20	68	105123 • 105124 • 105125
VDI30.R105.20.01	30	38	20	20	68	105123 • 105124 • 105125
VDI40.L105.20.01	40	38	20	20	83	105123 • 105124 • 105125
VDI40.R105.20.01	40	38	20	20	83	105123 • 105124 • 105125

配件
Spare Parts

刀杆 Toolholder	锁紧螺钉 Clamping Screw	TORX PLUS®扳手 TORX PLUS® Wrench
VDI16...	6.075T15P	T15PQ



R=右手型-如图
R = right hand version shown

L=左手型
L = left hand version

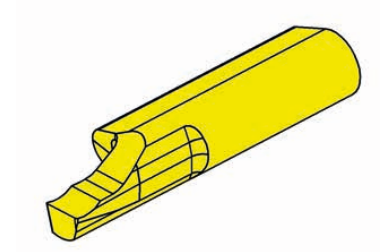
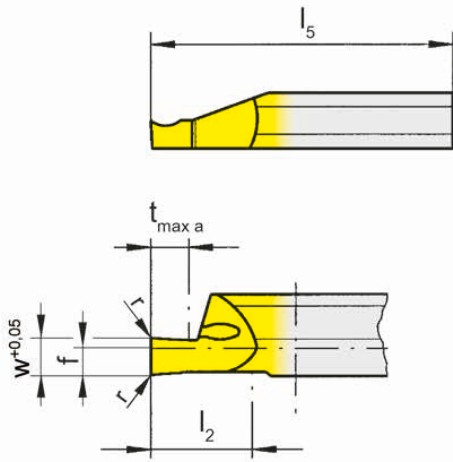
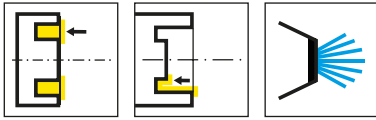
硬质合金牌号
Carbide grades

▲ 库存
on stock

△ 4周
4 weeks

产品型号 Part number	w	r	f	b	l ₂	l ₅	t _{max a}	D _{a min}	HIS	MG12	AN25	EG35	ES15	TI25
R105.0505.1.8	0.5	-	2	7	10	25	2	5	105125		▲	▲	▲	
R105.0510.1.8	1	0.05	2	7	10	25	2	5	105125	▲		▲		▲
R105.0515.1.8	1.5	0.05	2	7	10	25	3	5	105125	▲		▲		▲
R105.0520.1.8	2	0.05	2	7	10	25	5	5	105125	▲		▲		▲
R105.0510.2.8	1	0.05	2	7	15	35	2	5	105125	△		▲		▲
R105.0515.2.8	1.5	0.05	2	7	15	35	3	5	105125	△		▲		▲
R105.0520.2.8	2	0.05	2	7	15	35	5	5	105125	△		▲		▲
L105.0510.1.8	1	0.05	2	7	10	25	2	5	105125	▲		▲		▲
L105.0515.1.8	1.5	0.05	2	7	10	25	3	5	105125	▲		▲		▲
L105.0520.1.8	2	0.05	2	7	10	25	5	5	105125	△		▲		▲
L105.0510.2.8	1	0.05	2	7	15	35	2	5	105125	△		△		▲
L105.0515.2.8	1.5	0.05	2	7	15	35	3	5	105125	△		▲		▲
L105.0520.2.8	2	0.05	2	7	15	35	5	5	105125	△		▲		▲
										P	○	●	●	●
										M	-	○	●	○
										K	-	-	○	●
										N	-	-	-	●
										S	-	-	-	●
										H	-	-	-	-





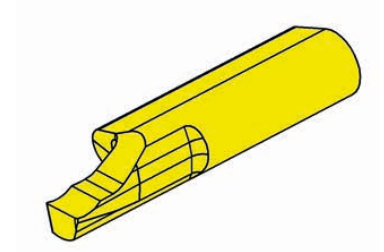
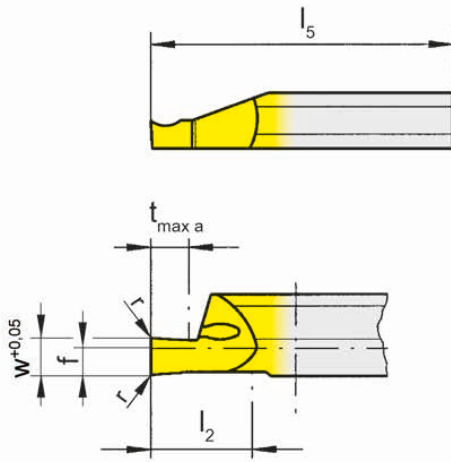
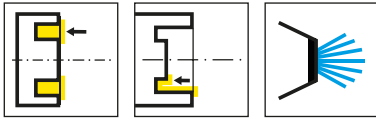
R=右手型-如图
R = right hand version shown

L=左手型
L = left hand version

▲ 库存
on stock

硬质合金牌号
Carbide grades
△ 4周
4 weeks

产品型号 Part number	w	r	f	b	l ₂	l ₅	t _{max a}	D _{a min}	HIS	MG12	EG35	TI25
R105.0610.1.8	1	0.05	2	7	10	25	2	6	105125	▲	▲	▲
R105.0615.1.8	1.5	0.05	2	7	10	25	3	6	105125	▲	▲	▲
R105.0620.1.8	2	0.05	2	7	10	25	5	6	105125	▲	▲	▲
R105.0610.2.8	1	0.05	2	7	15	35	2	6	105125	▲	▲	▲
R105.0615.2.8	1.5	0.05	2	7	15	35	3	6	105125	▲	▲	▲
R105.0620.2.8	2	0.05	2	7	15	35	5	6	105125	▲	▲	▲
L105.0610.1.8	1	0.05	2	7	10	25	2	6	105125	△	▲	▲
L105.0615.1.8	1.5	0.05	2	7	10	25	3	6	105125	△	▲	▲
L105.0620.1.8	2	0.05	2	7	10	25	5	6	105125	△	▲	▲
L105.0610.2.8	1	0.05	2	7	15	35	2	6	105125	△	△	▲
L105.0615.2.8	1.5	0.05	2	7	15	35	3	6	105125	△	△	▲
L105.0620.2.8	2	0.05	2	7	15	35	5	6	105125	△	△	▲
P	o	●	●									
M	-	●	●									
K	-	o	●									
N	-	-	●									
S	-	-	●									
H	-	-	-									



R=右手型-如图
R = right hand version shown

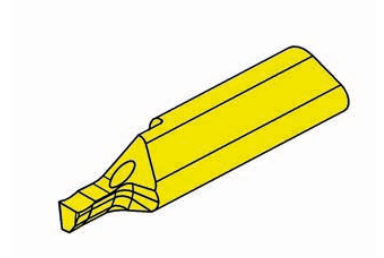
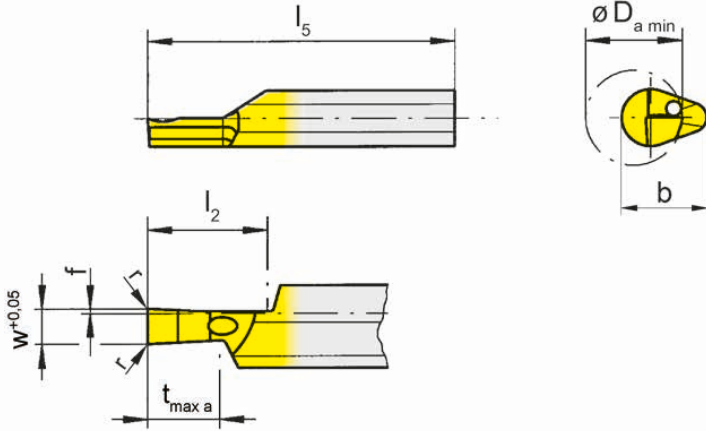
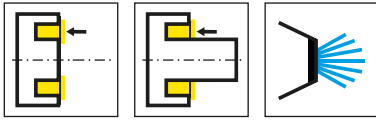
L=左手型
L = left hand version

▲ 库存
on stock

硬质合金牌号
Carbide grades
▲ 4周
4 weeks

产品型号 Part number	w	r	f	b	l ₂	l ₅	t _{max a}	D _{a min}	HIS	EG35	TI25
R105.0810.1.8	1	0.15	2	7	10	25	2	8	105125	▲	▲
R105.0815.1.8	1.5	0.15	2	7	10	25	3	8	105125	▲	▲
R105.0820.1.8	2	0.15	2	7	10	25	4	8	105125	▲	▲
R105.0825.1.8	2.5	0.15	2	7	10	25	5	8	105125	▲	▲
R105.0830.1.8	3	0.15	2	7	10	25	6	8	105125	▲	▲
R105.0810.2.8	1	0.15	2	7	15	35	2	8	105125	▲	▲
R105.0815.2.8	1.5	0.15	2	7	15	35	3	8	105125	▲	▲
R105.0820.2.8	2	0.15	2	7	15	35	4	8	105125	▲	▲
R105.0825.2.8	2.5	0.15	2	7	15	35	5	8	105125	▲	▲
R105.0830.2.8	3	0.15	2	7	15	35	6	8	105125	▲	▲
L105.0810.1.8	1	0.15	2	7	10	25	2	8	105125	▲	▲
L105.0815.1.8	1.5	0.15	2	7	10	25	3	8	105125	▲	▲
L105.0820.1.8	2	0.15	2	7	10	25	4	8	105125	▲	▲
L105.0825.1.8	2.5	0.15	2	7	10	25	5	8	105125	▲	▲
L105.0830.1.8	3	0.15	2	7	10	25	6	8	105125	▲	▲
L105.0810.2.8	1	0.15	2	7	15	35	2	8	105125	▲	▲
L105.0815.2.8	1.5	0.15	2	7	15	35	3	8	105125	▲	▲
L105.0820.2.8	2	0.15	2	7	15	35	4	8	105125	▲	▲
L105.0825.2.8	2.5	0.15	2	7	15	35	5	8	105125	▲	▲
L105.0830.2.8	3	0.15	2	7	15	35	6	8	105125	▲	▲
P	●	●									
M	●	●									
K	○	●									
N	-	●									
S	-	●									
H	-	-									





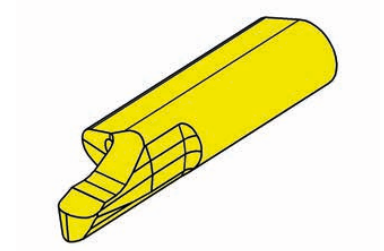
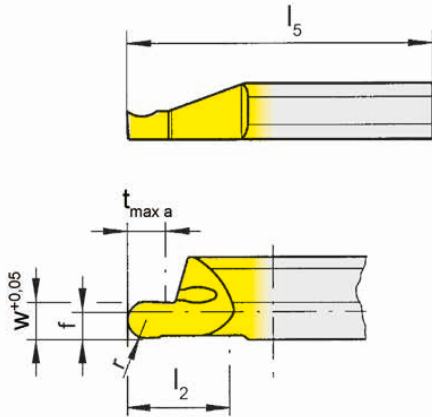
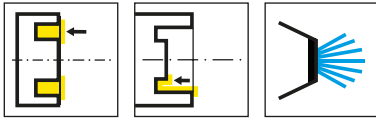
R=右手型-如图
R = right hand version shown

L=左手型
L = left hand version

▲ 库存
on stock

硬质合金牌号
Carbide grades
▲ 4周
4 weeks

产品型号 Part number	w	r	f	b	l ₂	l ₅	t _{max a}	D _{a min}	HIS	EG35	T125
R105.0810.1.9	1	0.15	0.4	7	10	25	2	8	105125	▲	▲
R105.0815.1.9	1.5	0.15	0.4	7	10	25	3	8	105125	▲	▲
R105.0820.1.9	2	0.15	0.4	7	10	25	4	8	105125	▲	▲
R105.0825.1.9	2.5	0.15	0.4	7	10	25	5	8	105125	▲	▲
R105.0830.1.9	3	0.15	0.4	7	10	25	6	8	105125	▲	▲
L105.0810.1.9	1	0.15	0.4	7	10	25	2	8	105125	▲	▲
L105.0815.1.9	1.5	0.15	0.4	7	10	25	3	8	105125	▲	▲
L105.0820.1.9	2	0.15	0.4	7	10	25	4	8	105125	▲	▲
L105.0825.1.9	2.5	0.15	0.4	7	10	25	5	8	105125	▲	▲
L105.0830.1.9	3	0.15	0.4	7	10	25	6	8	105125	▲	▲
										P	●
										M	●
										K	●
										N	-
										S	-
										H	-



R=右手型-如图
R = right hand version shown

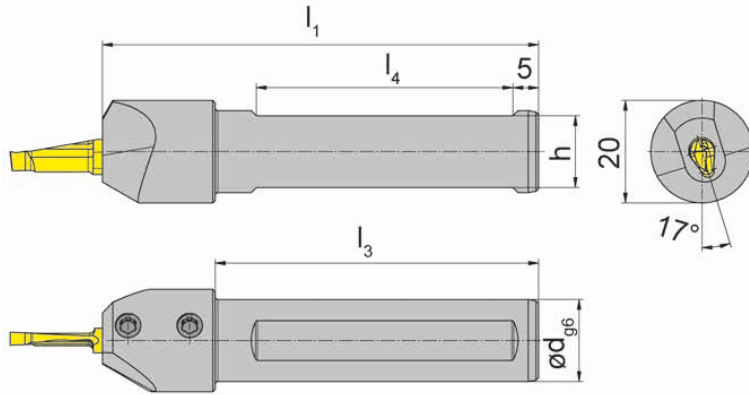
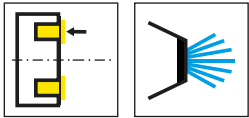
L=左手型
L = left hand version

▲ 库存
on stock

硬质合金牌号
Carbide grades
△ 4周
4 weeks

产品型号 Part number	w	r	f	b	l ₂	l ₅	t _{max a}	D _{a min}	HIS	EG35	TI25	
R105.8V10.1.8	1	0.5	2	7	10	25	2	8	105125	▲	▲	
R105.8V16.1.8	1.6	0.8	2	7	10	25	3	8	105125	▲	▲	
R105.8V20.1.8	2	1	2	7	10	25	4	8	105125	▲	▲	
R105.8V25.1.8	2.5	1.25	2	7	10	25	5	8	105125	▲	▲	
R105.8V30.1.8	3	1.5	2	7	10	25	6	8	105125	▲	▲	
R105.8V10.2.8	1	0.5	2	7	15	35	2	8	105125	▲	▲	
R105.8V16.2.8	1.6	0.8	2	7	15	35	3	8	105125	▲	▲	
R105.8V20.2.8	2	1	2	7	15	35	4	8	105125	▲	▲	
R105.8V25.2.8	2.5	1.25	2	7	15	35	5	8	105125	▲	▲	
R105.8V30.2.8	3	1.5	2	7	15	35	6	8	105125	▲	▲	
L105.8V10.1.8	1	0.5	2	7	10	25	2	8	105125	▲	▲	
L105.8V16.1.8	1.6	0.8	2	7	10	25	3	8	105125	▲	▲	
L105.8V20.1.8	2	1	2	7	10	25	4	8	105125	▲	▲	
L105.8V25.1.8	2.5	1.25	2	7	10	25	5	8	105125	△	▲	
L105.8V30.1.8	3	1.5	2	7	10	25	6	8	105125	▲	▲	
L105.8V10.2.8	1	0.5	2	7	15	35	2	8	105125	△	▲	
L105.8V16.2.8	1.6	0.8	2	7	15	35	3	8	105125	△	▲	
L105.8V20.2.8	2	1	2	7	15	35	4	8	105125	▲	▲	
L105.8V25.2.8	2.5	1.25	2	7	15	35	5	8	105125	△	△	
L105.8V30.2.8	3	1.5	2	7	15	35	6	8	105125	△	▲	
										P	●	●
										M	●	●
										K	○	●
										N	-	●
										S	-	●
										H	-	-





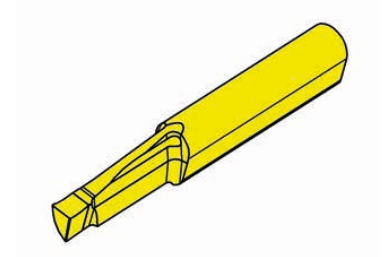
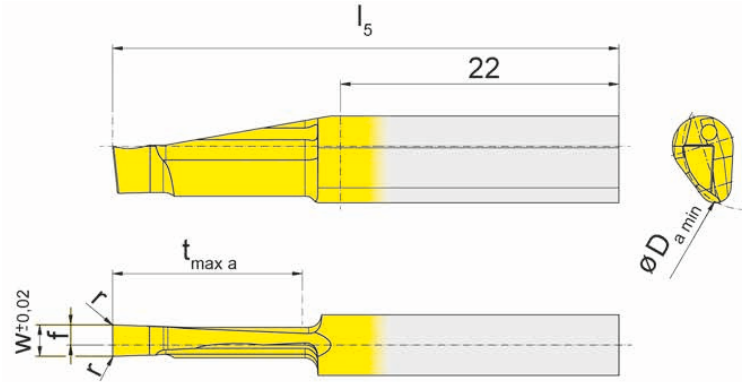
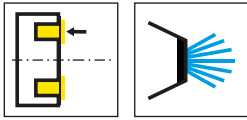
L=左手型-如图
L = left hand version shown

R=右手型
R = right hand version

产品型号 Part number	d	l ₁	l ₃	h	l ₄	HWS
RB105.0016.12.2	16	85	63	14	50	105225
RB105.0020.12.2	20	100	-	18	55	105225
LB105.0016.12.2	16	85	63	14	50	105225
LB105.0020.12.2	20	100	-	18	55	105225

配件
Spare Parts

刀杆 Toolholder	锁紧螺钉 Clamping Screw	TORX PLUS®扳手 TORX PLUS® Wrench
R/LB105...	6.075T15P	T15PQ



L=左手型-如图
L = left hand version shown

R=右手型
R = right hand version

▲ 库存
on stock

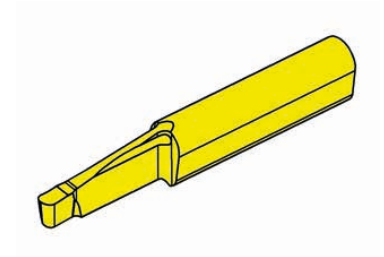
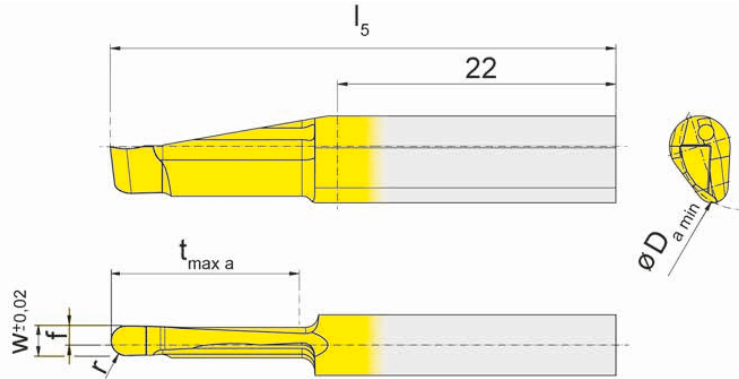
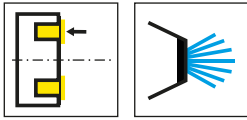
硬质合金牌号
Carbide grades
△ 4周
4 weeks

产品型号 Part number	w	r	f	l ₅	t _{max a}	D _{a min}	HIS	EG35	T125
RA105.1020.2.2	2	0.1	1.4	40	15	10	105225	▲	▲
RA105.1025.2.2	2.5	0.1	1.6	40	15	10	105225	▲	▲
RA105.1030.2.2	3	0.1	1	40	15	10	105225	▲	▲
LA105.1020.2.2	2	0.1	1.4	40	15	10	105225	▲	▲
LA105.1025.2.2	2.5	0.1	1.6	40	15	10	105225	▲	▲
LA105.1030.2.2	3	0.1	1	40	15	10	105225	▲	▲

Da min在10和40mm之间时,可达到满切情况下的最大切深
Face grooving with full width of the full depth only possible between Da min 10 - 40 mm!

P	●	●
M	●	●
K	○	●
N	-	●
S	-	●
H	-	-





L=左手型-如图
L = left hand version shown

R=右手型
R = right hand version

▲ 库存
on stock

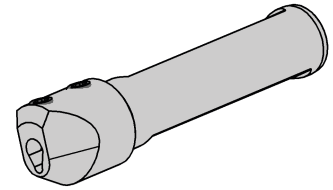
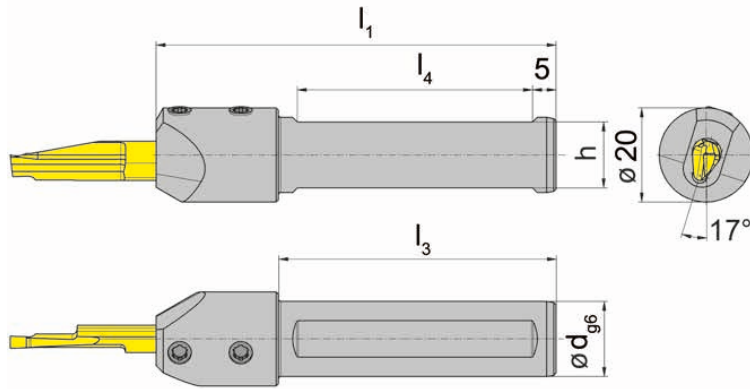
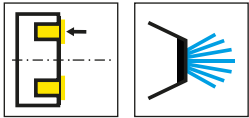
△ 4周
4 weeks

硬质合金牌号
Carbide grades

产品型号 Part number	w	r	f	l ₅	t _{max a}	D _{a min}	HIS	EG35	T125
RA105.1020.10.2.2	2	1	1.4	40	15	10	105225	▲	▲
RA105.1025.12.2.2	2.5	1.25	1.6	40	15	10	105225	△	▲
RA105.1030.15.2.2	3	1.5	1.9	40	15	10	105225	▲	▲
LA105.1020.10.2.2	2	1	1.4	40	15	10	105225	△	▲
LA105.1025.12.2.2	2.5	1.25	1.6	40	15	10	105225	△	△
LA105.1030.15.2.2	3	1.5	1.9	40	15	10	105225	△	▲

Da min在10和40mm之间时,可达到满切情况下的最大切深
Face grooving with full width of the full depth only possible between Da min 10 - 40 mm!

P	●	●
M	●	●
K	○	●
N	-	●
S	-	●
H	-	-



R=右手型-如图
R = right hand version shown

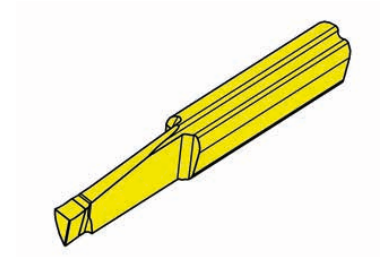
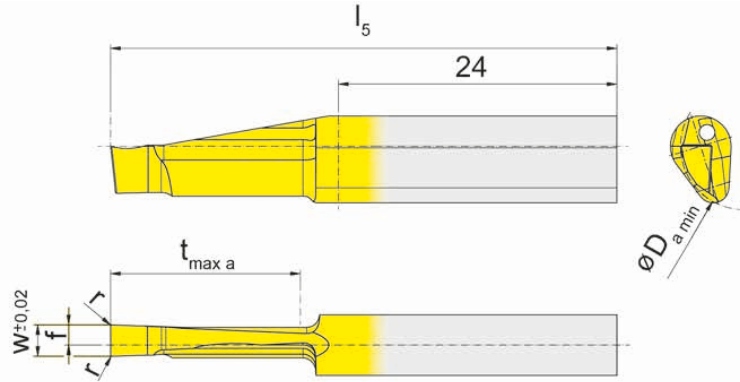
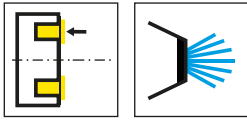
L=左手型
L = left hand version

产品型号 Part number	d	l ₁	l ₃	h	l ₄	HWS
RB109.0016.14.2	16	85	59	14	50	109240
LB109.0016.14.2	16	85	59	14	50	109240

T

配件
Spare Parts

刀杆 Toolholder	锁紧螺钉 Clamping Screw	TORX PLUS®扳手 TORX PLUS® Wrench
R/LB109.0016.14.2	6.075T15P	T15PQ



L=左手型-如图
L = left hand version shown

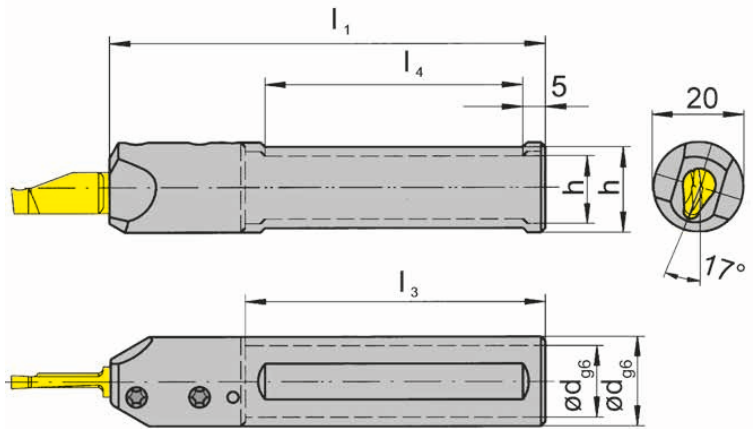
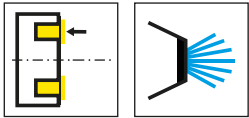
R=右手型
R = right hand version

硬质合金牌号
Carbide grades
▲ 库存
on stock
△ 4周
4 weeks

产品型号 Part number	w	r	f	l ₅	t _{max a}	D _{a min}	HIS	T125
RA109.1520.3.2	2	0.1	1	48	20	15	109240	▲
RA109.1525.3.2	2.5	0.1	1.2	48	20	15	109240	▲
RA109.1530.3.2	3	0.1	1.5	48	20	15	109240	▲
LA109.1520.3.2	2	0.1	1	48	20	15	109240	△
LA109.1525.3.2	2.5	0.1	1.2	48	20	15	109240	△
LA109.1530.3.2	3	0.1	1.5	48	20	15	109240	▲

Da min在15和40mm之间时,可达到满切情况下的最大切深
Face grooving with full width of the full depth only possible between Da min 15 - 40 mm!

P	●
M	●
K	●
N	●
S	●
H	-



R=右手型-如图
R = right hand version shown

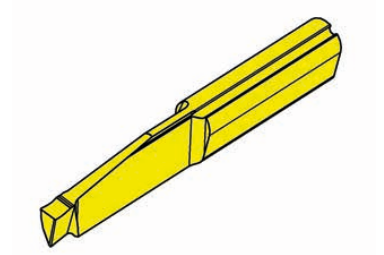
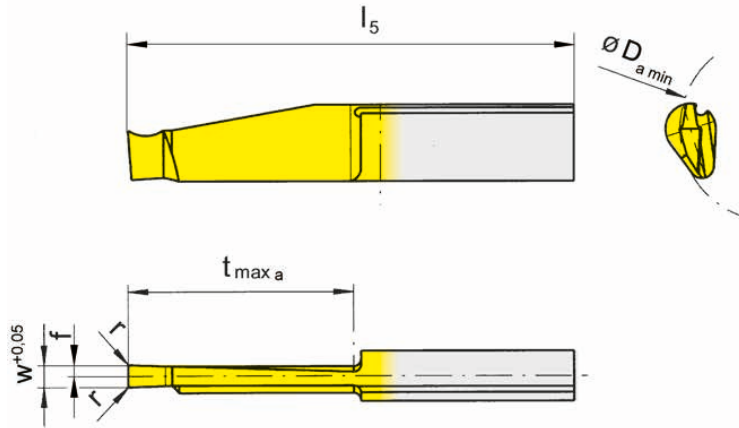
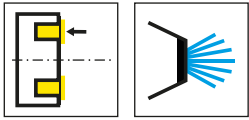
L=左手型
L = left hand version

产品型号 Part number	d	l ₁	l ₃	h	l ₄	HWS
RB110.0016.16.2	16	100	70	14	55	110260
RB110.0020.16.2	20	100	-	18	55	110260
LB110.0016.16.2	16	100	70	14	55	110260
LB110.0020.16.2	20	100	-	18	55	110260

配件
Spare Parts

刀杆 Toolholder	锁紧螺钉 Clamping Screw	TORX PLUS®扳手 TORX PLUS® Wrench
R/LB110...	6.075T15P	T15PQ





L=左手型-如图
L = left hand version shown

R=右手型
R = right hand version

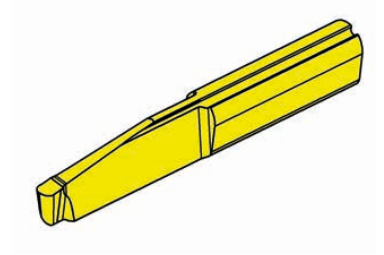
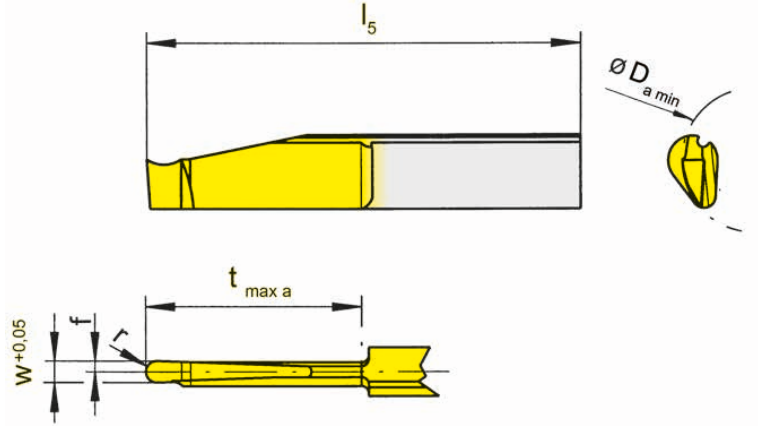
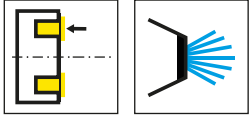
▲ 库存
on stock

硬质合金牌号
Carbide grades
▲ 4周
4 weeks

产品型号 Part number	w	r	f	l ₅	t _{max a}	D _{a min}	HIS	EG35	TH35	TI25	TN35
RA110.2030.3.0	3	0.2	1.5	50	20	20	110260	▲	▲	▲	▲
RA110.2030.5.0	3	0.2	1.5	60	30	20	110260	▲	▲	▲	▲
RA110.5030.3.0	3	0.2	1.5	50	20	50	110260	▲		▲	
RA110.5030.5.0	3	0.2	1.5	60	30	50	110260	▲		▲	
LA110.2030.3.0	3	0.2	1.5	50	20	20	110260	▲	▲	▲	▲
LA110.2030.5.0	3	0.2	1.5	60	30	20	110260	▲	▲	▲	▲
LA110.5030.3.0	3	0.2	1.5	50	20	50	110260	▲		▲	
LA110.5030.5.0	3	0.2	1.5	60	30	50	110260	▲		▲	

Da min在20和50mm之间时,端面切槽可达满切下的最大切深。
Face grooving with full width of the full depth only possible between Da min 20 - 50 mm.

P	●	●	●	●
M	●	●	●	●
K	○	●	●	●
N	-	●	●	●
S	-	●	●	●
H	-	-	-	-



L=左手型-如图
L = left hand version shown

R=右手型
R = right hand version

▲ 库存
on stock

硬质合金牌号
Carbide grades
△ 4周
4 weeks

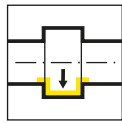
产品型号 Part number	w	r	f	l ₅	t _{max a}	D _{a min}	HIS	EG35	TN35
RA110.2030.15.5.0	3	1.5	1.5	60	30	20	110260	▲	▲
LA110.2030.15.5.0	3	1.5	1.5	60	30	20	110260	▲	▲

Da min在20和50mm之间时,端面切槽可达满切下的最大切深。
Face grooving with full width of the full depth only possible between Da min 20 - 50 mm.

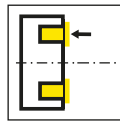
P	●	●
M	●	●
K	○	●
N	-	●
S	-	●
H	-	-



刀杆
Toolholder
B114/BA114/HC114

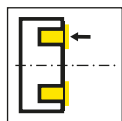


页/Page
528-529



页/Page
530-531

刀片
Insert
114



页/Page
532-535

114

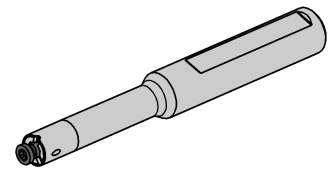
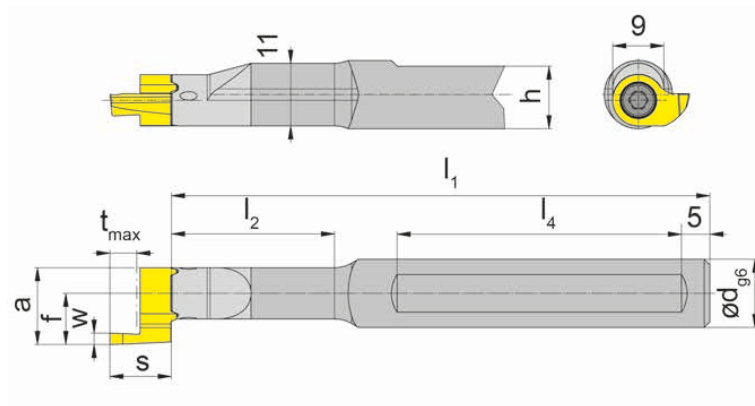
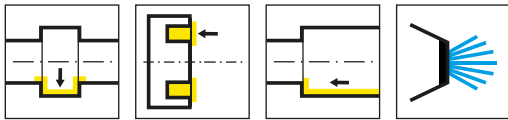


刀杆和刀片

槽宽 1 - 3 mm

Toolholder and Inserts

Width of groove 1 - 3 mm



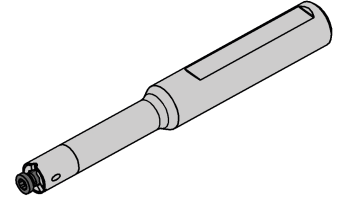
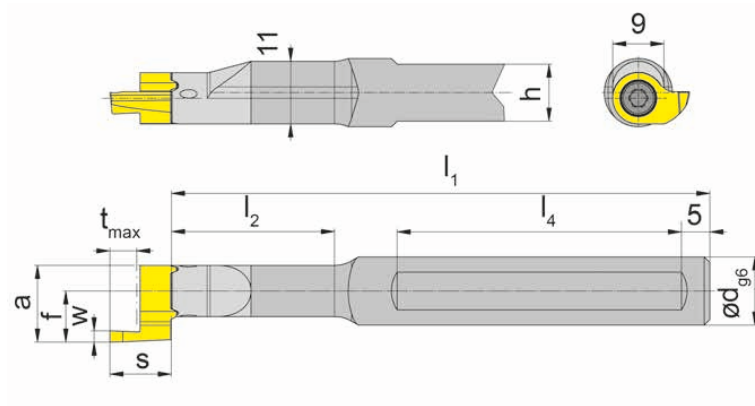
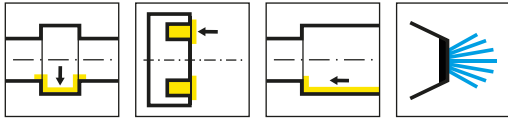
图示=右手型
Picture = right hand cutting version

产品型号 Part number	d	l ₁	l ₂	h	l ₄	HWS
B114.0012.00	12	69.7	14.2	11	40	311090R • 311090L
B114.0012.01	12	94.7	28.7	11	50	311090R • 311090L
B114.0012.02	12	104.7	39.7	11	50	311090R • 311090L
B114.0012.03	12	124.7	58.7	11	50	311090R • 311090L
B114.0016.00	16	74.7	14.2	15	40	311090R • 311090L
B114.0016.01	16	94.7	28.7	15	50	311090R • 311090L
B114.0016.02	16	104.7	39.7	15	50	311090R • 311090L
B114.0016.03	16	124.7	58.7	15	50	311090R • 311090L

w, a, s, tmax和f见刀片
w, a, s, tmax and f see inserts

配件
Spare Parts

刀杆 Toolholder	锁紧螺钉 Clamping Screw	TORX PLUS®扳手 TORX PLUS® Wrench
B114...	4.12T15EP	T15PQ



图示=右手型
Picture = right hand cutting version

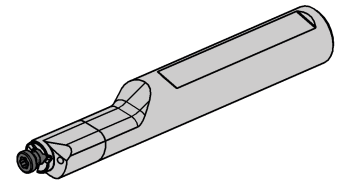
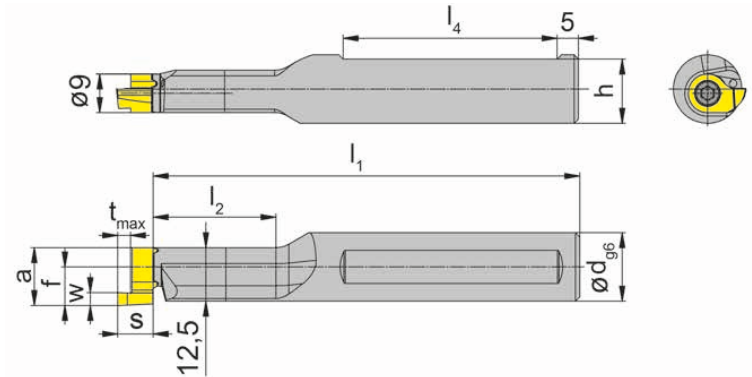
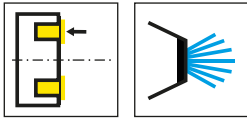
产品型号 Part number	d	l ₁	l ₂	h	l ₄	HWS
B114.0012.2.00	12	69.7	14.2	11	40	311090R • 311090L
B114.0012.2.01	12	94.7	28.7	11	50	311090R • 311090L
B114.0012.2.02	12	104.7	39.7	11	50	311090R • 311090L
B114.0012.2.03	12	124.7	58.7	11	50	311090R • 311090L
B114.0016.2.00	16	74.7	14.2	14	40	311090R • 311090L
B114.0016.2.01	16	94.7	28.7	14	50	311090R • 311090L
B114.0016.2.02	16	104.7	39.7	14	50	311090R • 311090L
B114.0016.2.03	16	124.7	58.7	14	50	311090R • 311090L

w, a, s, tmax和f见刀片
w, a, s, tmax and f see inserts

配件
Spare Parts

刀杆 Toolholder	锁紧螺钉 Clamping Screw	TORX PLUS®扳手 TORX PLUS® Wrench
B114...	4.12T15EP	T15PQ





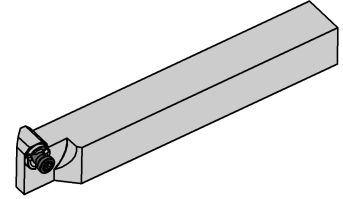
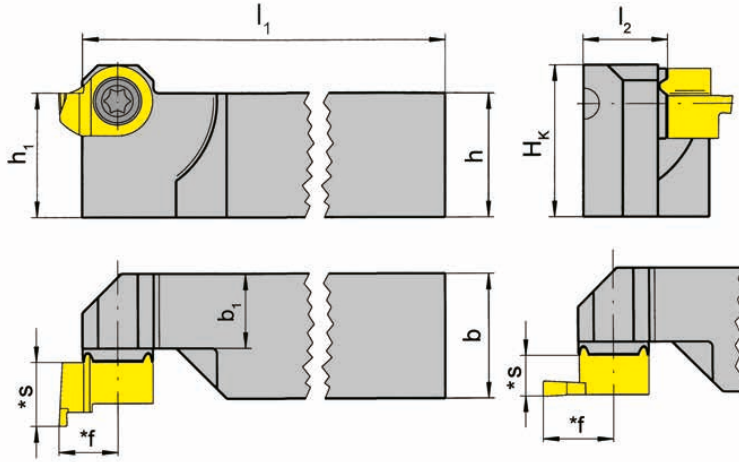
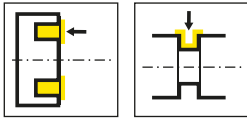
图示=右手型
Picture = right hand cutting version

产品型号 Part number	d	l_1	l_2	h	l_4	HWS
RBA114.0016.01	16	99.7	28.7	15	50	311090R • 311090L
RBA114.0016.02	16	109.7	39.7	15	50	311090R • 311090L
LBA114.0016.01	16	99.7	28.7	15	50	311090R • 311090L
LBA114.0016.02	16	109.7	39.7	15	50	311090R • 311090L

w,a,s,tmax和f见刀片
w, a, s, tmax and f see inserts

配件
Spare Parts

刀杆 Toolholder	锁紧螺钉 Clamping Screw	TORX PLUS®扳手 TORX PLUS® Wrench
R/LBA114...	4.12T15EP	T15PQ



R=右手型-如图
R = right hand version shown

L=左手型
L = left hand version

产品型号 Part number	h	b	l ₁	l ₂	h ₁	b ₁	H _k	HWS
RHC114.1212.01	12	12	122	11.2	12	9.5	15.6	311090R • 311090L
RHC114.1616.01	16	16	122	11.2	16	9.5	19.6	311090R • 311090L
RHC114.2020.01	20	20	122	15.2	20	13.5	23.6	311090R • 311090L
RHC114.2525.01	25	25	147	20.2	25	18.5	28.6	311090R • 311090L
LHC114.1212.01	12	12	122	11.2	12	9.5	15.6	311090R • 311090L
LHC114.1616.01	16	16	122	11.2	16	9.5	19.6	311090R • 311090L
LHC114.2020.01	20	20	122	15.2	20	13.5	23.6	311090R • 311090L
LHC114.2525.01	25	25	147	20.2	25	18.5	28.6	311090R • 311090L

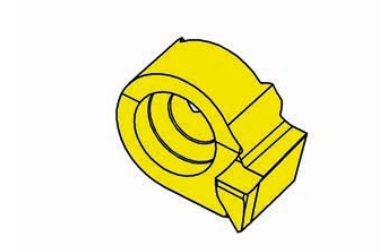
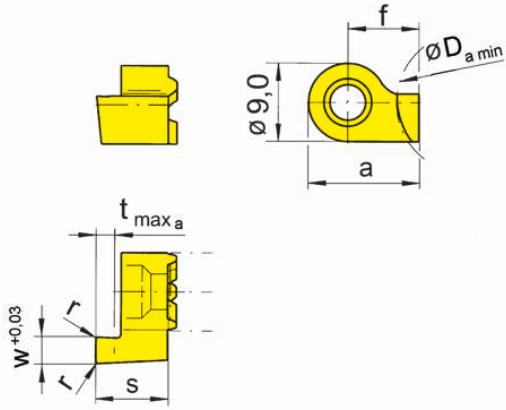
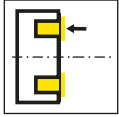
*见刀片
* see inserts

右手刀杆配合左手刀片 左手刀杆配合右手刀片
Right hand toolholders use left hand inserts. Left hand toolholders use right hand inserts.

配件
Spare Parts

刀杆 Toolholder	锁紧螺钉 Clamping Screw	TORX PLUS®扳手 TORX PLUS® Wrench
R/LHC114...	4.12T15EP	T15PQ





R=右手型-如图
R = right hand version shown

L=左手型
L = left hand version

▲ 库存
on stock

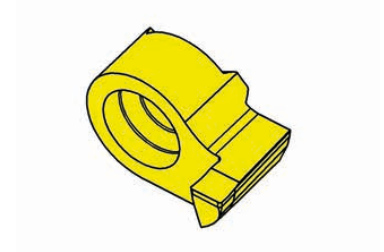
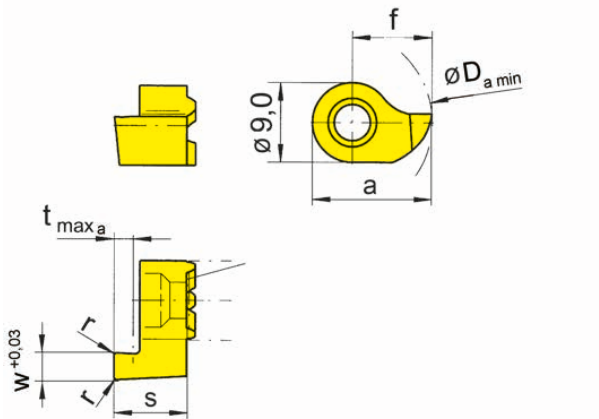
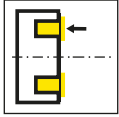
硬质合金牌号
Carbide grades
▲ 4周
4 weeks

产品型号 Part number	w	s	f	a	r	t _{max a}	D _{a min}	HIS	EG55	TN35
R114.1210.00	1	8.3	7.5	12	-	1.5	12	311090R	▲	▲
R114.1215.00	1.5	8.3	7.5	12	0.2	2.5	12	311090R	▲	▲
R114.1220.00	2	8.3	7.5	12	0.2	3	12	311090R	▲	▲
R114.1225.00	2.5	8.3	7.5	12	0.2	3	12	311090R	▲	▲
R114.1230.00	3	8.3	7.5	12	0.2	3	12	311090R	▲	▲
R114.1220.5.00	2	10.8	7.5	12	0.2	5	12	311090R	▲	▲
R114.1225.5.00	2.5	10.8	7.5	12	0.2	5	12	311090R	▲	▲
R114.1230.6.00	3	11.8	7.5	12	0.2	6	12	311090R	▲	▲
L114.1210.00	1	8.3	7.5	12	-	1.5	12	311090L	▲	▲
L114.1215.00	1.5	8.3	7.5	12	0.2	2.5	12	311090L	▲	▲
L114.1220.00	2	8.3	7.5	12	0.2	3	12	311090L	▲	▲
L114.1225.00	2.5	8.3	7.5	12	0.2	3	12	311090L	▲	▲
L114.1230.00	3	8.3	7.5	12	0.2	3	12	311090L	▲	▲
L114.1220.5.00	2	10.8	7.5	12	0.2	5	12	311090L	▲	▲
L114.1225.5.00	2.5	10.8	7.5	12	0.2	5	12	311090L	▲	▲
L114.1230.6.00	3	11.8	7.5	12	0.2	6	12	311090L	▲	▲

适用于中心线后加工
Machining BEHIND centre line

R=逆时针方向旋转 使用114系列端面槽刀片和B114刀杆时,l1和 l2 会增加3.0/5.5或者 6.5mm。
R = rotation anti-clockwise! Using the face grooving insert type 114 on toolholder type B114 the size l1 and l2 will be enlarged by 3,0 / 5,5 or 6,5 mm.

P	●	●
M	○	●
K	○	●
N	-	●
S	-	●
H	-	-



R=右手型-如图
R = right hand version shown

L=左手型
L = left hand version

▲ 库存
on stock

硬合金牌号
Carbide grades

△ 4周
4 weeks

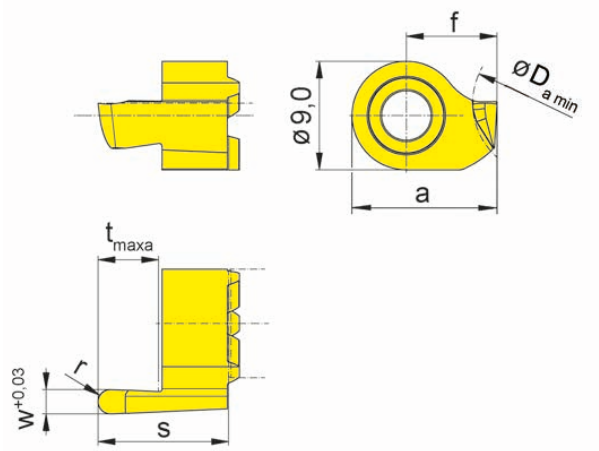
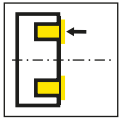
产品型号 Part number	w	s	f	a	r	t _{max a}	D _{a min}	HIS	MG12	EG55	TF45	TN35
R114.1410.00	1	8.3	9	13.5	-	1.5	14	311090R	△	▲		▲
R114.1415.00	1.5	8.3	9	13.5	0.2	2.5	14	311090R		▲		▲
R114.1420.00	2	8.3	9	13.5	0.2	3	14	311090R		▲		▲
R114.1425.00	2.5	8.3	9	13.5	0.2	3	14	311090R		▲		▲
R114.1430.00	3	8.3	9	13.5	0.2	3	14	311090R	▲	▲		▲
R114.1420.5.00	2	10.8	9	13.5	0.2	5	14	311090R		▲		▲
R114.1425.5.00	2.5	10.8	9	13.5	0.2	5	14	311090R		▲		▲
R114.1430.6.00	3	11.8	9	13.5	0.2	6	14	311090R		▲		▲
L114.1410.00	1	8.3	9	13.5	-	1.5	14	311090L	△	▲		▲
L114.1415.00	1.5	8.3	9	13.5	0.2	2.5	14	311090L		▲		▲
L114.1420.00	2	8.3	9	13.5	0.2	3	14	311090L		▲		▲
L114.1425.00	2.5	8.3	9	13.5	0.2	3	14	311090L		▲		▲
L114.1430.00	3	8.3	9	13.5	0.2	3	14	311090L	△			▲
L114.1420.5.00	2	10.8	9	13.5	0.2	5	14	311090L		▲		▲
L114.1425.5.00	2.5	10.8	9	13.5	0.2	5	14	311090L		▲		▲
L114.1430.6.00	3	11.8	9	13.5	0.2	6	14	311090L		▲		▲

适用于中心线前加工
Machining IN-FRONT of centre line

R=顺时针旋转! 使用114刀片和B114刀杆时刀杆时, l1和l2会相应增加3.0/5.5或6.5 mm。
R = rotation clockwise! Using the face grooving insert type 114 on toolholder type B114 the size l1 and l2 will be enlarged by 3,0 / 5,5 or 6,5 mm.

P	o	•	•	•
M	-	o	•	•
K	-	o	•	•
N	-	-	•	•
S	-	-	•	•
H	-	-	-	-





R=右手型-如图
R = right hand version shown

L=左手型
L = left hand version

▲ 库存
on stock

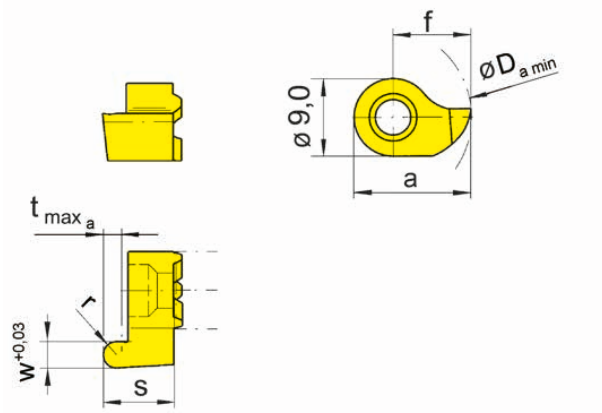
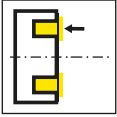
硬质合金牌号
Carbide grades
▲ 4周
4 weeks

产品型号 Part number	w	s	f	a	r	t _{max a}	D _{a min}	HIS	EG55	TN35
R114.1220.5.10	2	10.8	7.5	12	1	5	12	311090R	▲	▲
R114.1225.5.12	2.5	10.8	7.5	12	1.25	5	12	311090R	▲	▲
R114.1230.6.15	3	11.8	7.5	12	1.5	6	12	311090R	▲	▲
L114.1220.5.10	2	10.8	7.5	12	1	5	12	311090L	▲	▲
L114.1225.5.12	2.5	10.8	7.5	12	1.25	5	12	311090L	▲	▲
L114.1230.6.15	3	11.8	7.5	12	1.5	6	12	311090L	▲	▲

圆头刀片 适用于中心线后加工
Full radius Machining BEHIND centre line

R = 顺时针旋转! 使用114系列端面槽刀片和B114刀杆时, l1和l2将会增加5.5 mm或6.5mm。
R = rotation anti-clockwise! Using the face grooving insert type 114 on toolholder type B114 the size l1 and l2 will be enlarged by 5,5 mm or 6,5 mm.

P	●	●
M	○	●
K	○	●
N	-	●
S	-	●
H	-	-



R=右手型-如图
R = right hand version shown

L=左手型
L = left hand version

▲ 库存
on stock

硬质合金牌号
Carbide grades
△ 4周
4 weeks

产品型号 Part number	w	s	f	a	r	t _{max a}	D _{a min}	HIS	EG55	TN35
R114.1410.05	1	8.3	9	13.5	0.5	1.5	14	311090R	▲	▲
R114.1416.08	1.6	8.3	9	13.5	0.8	2.5	14	311090R	▲	▲
R114.1420.10	2	8.3	9	13.5	1	3	14	311090R	▲	▲
R114.1425.12	2.5	8.3	9	13.5	1.25	3	14	311090R	▲	▲
R114.1430.15	3	8.3	9	13.5	1.5	3	14	311090R	▲	▲
L114.1410.05	1	8.3	9	13.5	0.5	1.5	14	311090L	▲	▲
L114.1416.08	1.6	8.3	9	13.5	0.8	2.5	14	311090L	▲	▲
L114.1420.10	2	8.3	9	13.5	1	3	14	311090L	▲	▲
L114.1425.12	2.5	8.3	9	13.5	1.25	3	14	311090L	▲	▲
L114.1430.15	3	8.3	9	13.5	1.5	3	14	311090L	△	▲

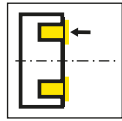
圆头刀片 适用于中心线 前加工
Full radius Machining IN-FRONT of centre line

R=逆时针旋转 使用114系列端面槽刀片和B114刀杆时,l1和l2会增大3.0 mm。
R = rotation clockwise! Using the face grooving insert type 114 on toolholder type B114 the size l1 and l2 will be enlarged by 3,0 mm.

P	●	●
M	○	●
K	○	●
N	-	●
S	-	●
H	-	-

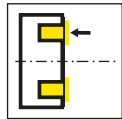


刀杆
Toolholder
H25A/IB25A



页/Page
538-539, 541

刀夹
Cassette
AK25A

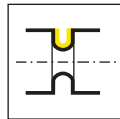


页/Page
540

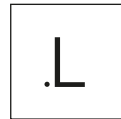
刀片
Insert
S15A



页/Page
542



页/Page
543

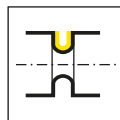


页/Page
544

可转位刀片
Indexable insert
S25A



页/Page
545



页/Page
546

T

15A/25A



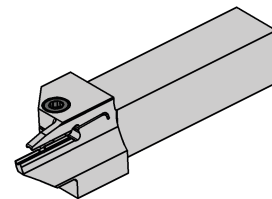
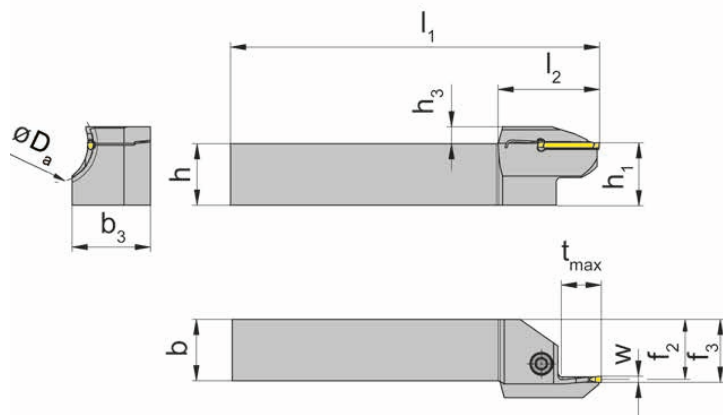
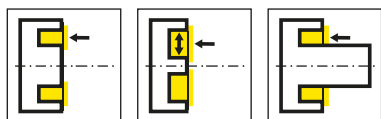
T

刀杆和刀片

槽宽2 - 4 mm

Toolholder and Inserts

Width of groove 2 - 4 mm



L=左手型-如图

L = left hand version shown

R=右手型

R = right hand version

产品型号 Part number	h	b	l ₁	l ₂	h ₁	b ₃	f ₂	f ₃	t _{max}	h ₃	D _{a min}	D _{a max}	HWS
RAH25A.12.1520.02	12	12	120	32	12.3	15.5	11.5	12.5	12	5	15	20	25A02
RAH25A.12.2025.02	12	12	120	32	12.3	16.5	11.5	12.5	12	5	20	25	25A02
RAH25A.12.2530.02	12	12	120	33	12.3	17.5	11.5	12.5	13	5.5	25	30	25A02
RAH25A.16.1520.02	16	16	120	32	16.3	19.5	15.5	16.5	12	5	15	20	25A02
RAH25A.16.2025.02	16	16	120	32	16.3	20.5	15.5	16.5	12	5	20	25	25A02
RAH25A.16.2530.02	16	16	120	33	16.3	21.5	15.5	16.5	13	5.5	25	30	25A02
RAH25A.20.1520.02	20	20	120	32	20.3	23.5	19.5	20.5	12	5	15	20	25A02
RAH25A.20.2025.02	20	20	120	32	20.3	24.5	19.5	20.5	12	5	20	25	25A02
RAH25A.20.2530.02	20	20	120	33	20.3	25.5	19.5	20.5	13	5.5	25	30	25A02
LAH25A.12.1520.02	12	12	120	32	12.3	15.5	11.5	12.5	12	5	15	20	25A02
LAH25A.12.2025.02	12	12	120	32	12.3	16.5	11.5	12.5	12	5	20	25	25A02
LAH25A.12.2530.02	12	12	120	33	12.3	17.5	11.5	12.5	13	5.5	25	30	25A02
LAH25A.16.1520.02	16	16	120	32	16.3	19.5	15.5	16.5	12	5	15	20	25A02
LAH25A.16.2025.02	16	16	120	32	16.3	20.5	15.5	16.5	12	5	20	25	25A02
LAH25A.16.2530.02	16	16	120	33	16.3	21.5	15.5	16.5	13	5.5	25	30	25A02
LAH25A.20.1520.02	20	20	120	32	20.3	23.5	19.5	20.5	12	5	15	20	25A02
LAH25A.20.2025.02	20	20	120	32	20.3	24.5	19.5	20.5	12	5	20	25	25A02
LAH25A.20.2530.02	20	20	120	33	20.3	25.5	19.5	20.5	13	5.5	25	30	25A02

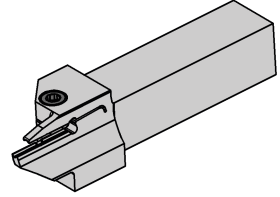
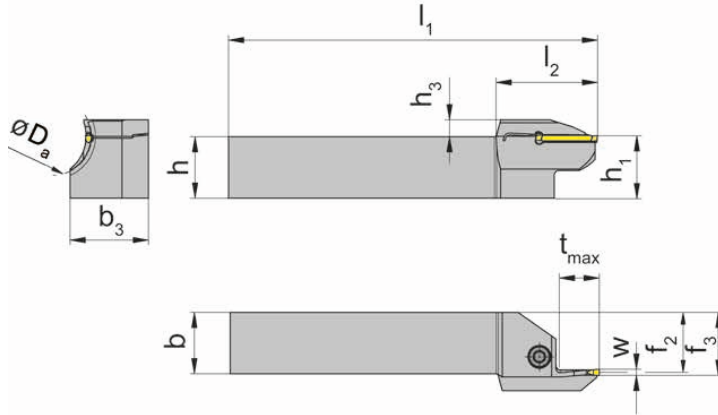
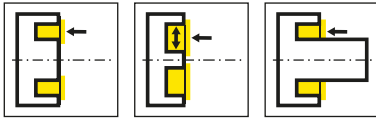
切削刃高度设定需高于中心高0.3mm
The cutting edge is above 0,3 mm the centre height

w见刀片
w see indexable inserts

配件

Spare Parts

刀杆 Toolholder	锁紧螺钉 Clamping Screw	TORX PLUS®扳手 TORX PLUS® Wrench
R/LAH25A.12...	5.14T20P	T20PQ
R/LAH25A...	5.13T20P	T20PQ



L=左手型-如图
L = left hand version shown

R=右手型
R = right hand version

产品型号 Part number	h	b	l ₁	l ₂	h ₁	b ₃	f ₂	f ₃	t _{max}	h ₃	D _{a min}	D _{a max}	HWS
RAH25A.12.1520.03	12	12	120	32	12.3	17	11	12.5	13	5.5	15	20	25A03
RAH25A.16.1520.03	16	16	120	32	16.3	21	15	16.5	13	5.5	15	20	25A03
RAH25A.20.1520.03	20	20	120	33	20.3	25	19	20.5	13	5.5	15	20	25A03
RAH25A.16.2025.03	16	16	120	34	16.3	22.5	15	16.5	14	5	20	25	25A03
RAH25A.20.2025.03	20	20	120	34	20.3	26.5	19	20.5	14	5.5	20	25	25A03
RAH25A.12.2530.03	12	12	120	35	12.3	19.5	11	12.5	15	6	25	30	25A03
RAH25A.16.2530.03	16	16	120	35	16.3	23.5	15	16.5	15	6	25	30	25A03
RAH25A.20.2530.03	20	20	120	35	20.3	27.5	19	20.5	15	6	25	30	25A03
LAH25A.12.1520.03	12	12	120	33	12.3	17	11	12.5	13	5.5	15	20	25A03
LAH25A.16.1520.03	16	16	120	33	16.3	21	15	16.5	13	5.5	15	20	25A03
LAH25A.20.1520.03	20	20	120	33	20.3	25	19	20.5	13	5.5	15	20	25A03
LAH25A.12.2025.03	12	12	120	34	12.3	18.5	11	12.5	14	5.5	20	25	25A03
LAH25A.16.2025.03	16	16	120	34	16.3	22.5	15	16.5	14	5.5	20	25	25A03
LAH25A.20.2025.03	20	20	120	34	20.3	26.5	19	20.5	14	5.5	20	25	25A03
LAH25A.16.2530.03	16	16	120	35	16.3	23.5	15	16.5	15	6	25	30	25A03
LAH25A.20.2530.03	20	20	120	35	20.3	27.5	19	20.5	15	6	25	30	25A03

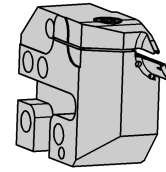
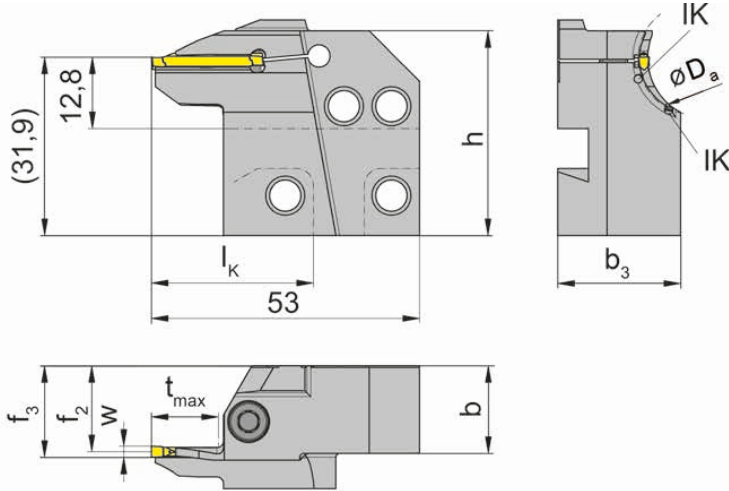
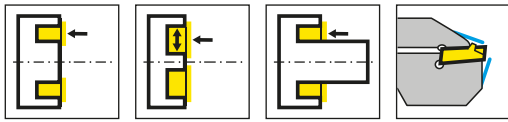
切削刃高度设定需高于中心高0.3mm
The cutting edge is above 0,3 mm the centre height

w见刀片
w see indexable inserts

配件
Spare Parts

刀杆 Toolholder	锁紧螺钉 Clamping Screw	TORX PLUS®扳手 TORX PLUS® Wrench
R/LAH25A.12...	5.14T20P	T20PQ
R/LAH25A...	5.13T20P	T20PQ





R=右手型-如图
R = right hand version shown

L=左手型
L = left hand version

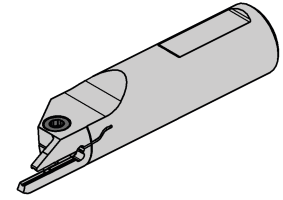
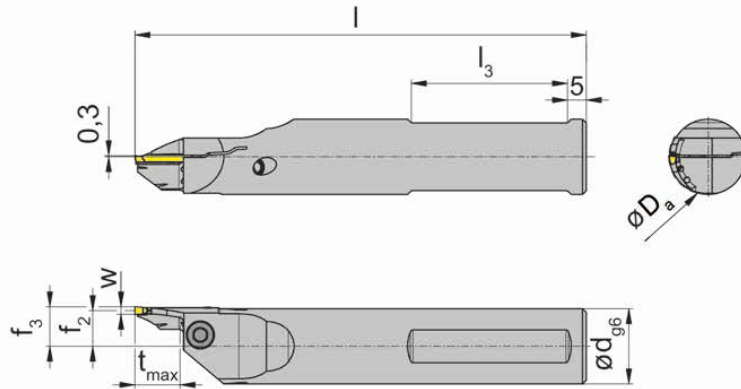
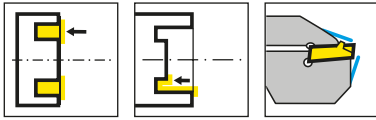
产品型号 Part number	D _{a min}	D _{a max}	t _{max}	b	b ₃	f ₂	f ₃	w	h	l _k	HWS	HMS
RAK25A.1520.02.IK	15	20	12	15.7	21	15.4	f ₂ +w/2	2	38.6	34	25A02	220001
RAK25A.2025.02.IK	20	25	12	15.7	22	15.4	f ₂ +w/2	2	38.6	34	25A02	220001
RAK25A.2530.02.IK	25	30	13	15.7	23	15.4	f ₂ +w/2	2	38.6	34	25A02	220001
RAK25A.2025.03.IK	20	25	14	15.7	24	14.9	f ₂ +w/2	3	38.6	34	25A03	220001
RAK25A.2530.03.IK	25	30	15	15.7	25	14.9	f ₂ +w/2	3	38.6	34	25A03	220001
RAK25A.3040.03.IK	30	40	16	15.7	23	14.9	f ₂ +w/2	3	38.6	34	25A03	220001
RAK25A.4050.03.IK	40	50	18	15.7	24	14.9	f ₂ +w/2	3	38.6	34	25A03	220001
RAK25A.5065.03.IK	65	80	18	15.7	21.5	15.4	f ₂ +w/2	3	39	34	25A03	220001
RAK25A.6580.03.IK	50	65	20	15.7	24	17.1	f ₂ +w/2	3	39	34	25A03	220001
RAK25A.2025.04.IK	20	25	16	15.7	24	15.1	f ₂ +w/2	4	38.6	34	25A04	220001
RAK25A.2530.04.IK	25	30	17	15.7	24	15.1	f ₂ +w/2	4	38.6	34	25A04	220001
RAK25A.3040.04.IK	30	40	18	15.7	24	15.1	f ₂ +w/2	4	38.6	34	25A04	220001
RAK25A.4050.04.IK	40	50	20	15.7	24	15.5	f ₂ +w/2	4	39.2	34	25A04	220001
RAK25A.5065.04.IK	50	65	20	15.7	24	17.1	f ₂ +w/2	4	39	34	25A04	220001
LAK25A.1520.02.IK	15	20	12	15.7	21	15.4	f ₂ +w/2	2	38.6	34	25A02	220002
LAK25A.2025.02.IK	20	25	12	15.7	22	15.4	f ₂ +w/2	2	38.6	34	25A02	220002
LAK25A.2530.02.IK	25	30	13	15.7	23	15.4	f ₂ +w/2	2	38.6	34	25A02	220002
LAK25A.2025.03.IK	20	25	14	15.7	24	14.9	f ₂ +w/2	3	38.6	34	25A03	220002
LAK25A.2530.03.IK	25	30	15	15.7	25	14.9	f ₂ +w/2	3	38.6	34	25A03	220002
LAK25A.3040.03.IK	30	40	16	15.7	23	14.9	f ₂ +w/2	3	38.6	34	25A03	220002
LAK25A.4050.03.IK	40	50	18	15.7	24	14.9	f ₂ +w/2	3	38.6	34	25A03	220002
LAK25A.5065.03.IK	50	65	18	15.7	22	15.4	f ₂ +w/2	3	39	34	25A03	220002
LAK25A.6580.03.IK	65	80	18	15.7	21.5	15.4	f ₂ +w/2	3	39	34	25A03	220002
LAK25A.2025.04.IK	20	25	16	15.7	24	15.1	f ₂ +w/2	4	38.6	34	25A04	220002
LAK25A.2530.04.IK	25	30	17	15.7	24	15.1	f ₂ +w/2	4	38.6	34	25A04	220002
LAK25A.3040.04.IK	30	40	18	15.7	24	15.1	f ₂ +w/2	4	38.6	34	25A04	220002
LAK25A.4050.04.IK	40	50	20	15.7	24	15.1	f ₂ +w/2	4	39.2	34	25A04	220002
LAK25A.5065.04.IK	50	65	18	15.7	22	15.4	f ₂ +w/2	4	39	34	25A04	220002
LAK25A.6580.04.IK	65	80	20	15.7	23.5	17.1	f ₂ +w/2	4	39	34	25A04	220002

配件
Spare Parts

切削刃高度设定需高于中心高0.3mm
The cutting edge is above 0,3 mm the centre height

w 见刀片
w see indexable inserts

刀夹 Cassette	锁紧螺钉 Clamping Screw	TORX PLUS®扳手 TORX PLUS® Wrench
R/LAK25A...	5.13T20P	T20PQ



L=左手型-如图
L = left hand version shown

R=右手型
R = right hand version

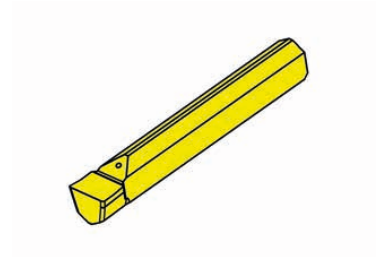
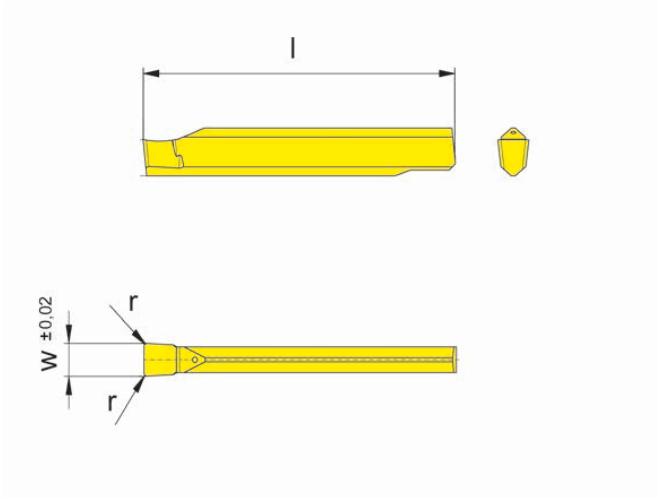
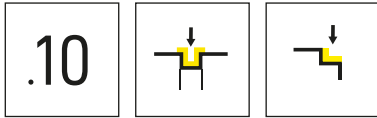
产品型号 Part number	d	l	l ₃	f ₃	f ₂	t _{max}	D _{a min}	D _{a max}	槽宽 Width of groove	HWS
RIB25A.20.2025.02.IK	20	120	55	f ₂ +w/2	9.5	12	20	25	2	25A02
RIB25A.20.2530.02.IK	20	120	55	f ₂ +w/2	9.5	13	25	30	2	25A02
RIB25A.20.2025.03.IK	20	120	55	f ₂ +w/2	9	14	20	25	3	25A03
RIB25A.20.2530.03.IK	20	120	55	f ₂ +w/2	9	15	25	30	3	25A03
RIB25A.20.3040.03.IK	20	120	55	f ₂ +w/2	9	16	30	40	3	25A03
RIB25A.20.4050.03.IK	20	120	55	f ₂ +w/2	9	18	40	50	3	25A03
RIB25A.20.6580.03.IK	20	120	55	f ₂ +w/2	9	18	65	80	3	25A03
RIB25A.20.2025.04.IK	20	120	55	f ₂ +w/2	8.5	16	20	25	4	25A04
RIB25A.20.2530.04.IK	20	120	55	f ₂ +w/2	8.5	17	25	30	4	25A04
RIB25A.20.3040.04.IK	20	120	55	f ₂ +w/2	8.5	18	30	40	4	25A04
RIB25A.20.4050.04.IK	20	120	55	f ₂ +w/2	8.5	20	40	50	4	25A04
RIB25A.20.5065.04.IK	20	120	55	f ₂ +w/2	8.5	20	65	80	4	25A04
RIB25A.20.6580.04.IK	20	120	55	f ₂ +w/2	8.5	20	65	80	4	25A04
LIB25A.20.2025.02.IK	20	120	55	f ₂ +w/2	9.5	12	20	25	2	25A02
LIB25A.20.2530.02.IK	20	120	55	f ₂ +w/2	9.5	13	25	30	2	25A02
LIB25A.20.2025.03.IK	20	120	55	f ₂ +w/2	9	14	20	25	3	25A03
LIB25A.20.2530.03.IK	20	120	55	f ₂ +w/2	9	15	25	30	3	25A03
LIB25A.20.3040.03.IK	20	120	55	f ₂ +w/2	9	16	30	40	3	25A03
LIB25A.20.4050.03.IK	20	120	55	f ₂ +w/2	9	18	40	50	3	25A03
LIB25A.20.5065.03.IK	20	120	55	f ₂ +w/2	9	18	50	65	3	25A03
LIB25A.20.6580.03.IK	20	120	55	f ₂ +w/2	9	18	50	65	3	25A03
LIB25A.20.2025.04.IK	20	120	55	f ₂ +w/2	8.5	16	20	25	4	25A04
LIB25A.20.2530.04.IK	20	120	55	f ₂ +w/2	8.5	17	25	30	4	25A04
LIB25A.20.3040.04.IK	20	120	55	f ₂ +w/2	8.5	18	30	40	4	25A04
LIB25A.20.4050.04.IK	20	120	55	f ₂ +w/2	8.5	20	40	50	4	25A04
LIB25A.20.5065.04.IK	20	120	55	f ₂ +w/2	8.5	20	50	65	4	25A04

切削刃高度设定需高于中心高0.3mm
The cutting edge is above 0,3 mm the centre height

配件
Spare Parts

w见刀片
w see indexable inserts

刀杆 Toolholder	锁紧螺钉 Clamping Screw	TORX PLUS®扳手 TORX PLUS® Wrench
R/LIB25A.20...	5.13T20EP	T20PQ
R/LIB25A.20...03	5.17T20P	T20PQ
R/LIB25A.20.6580.04.IK	5.13T20P	T20PQ



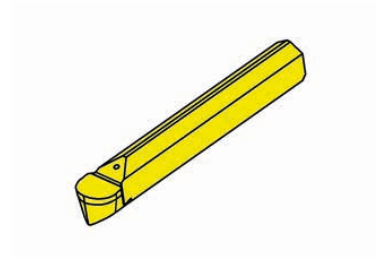
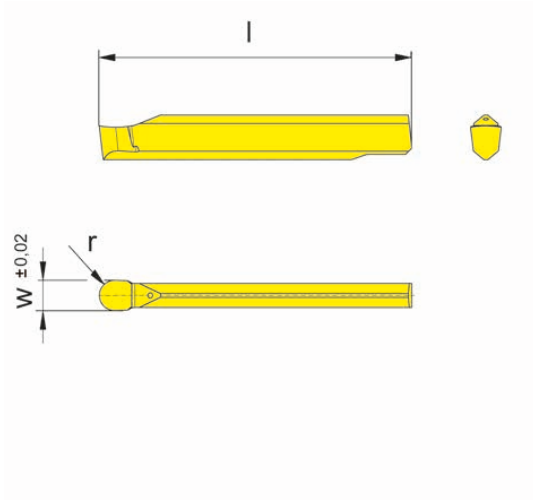
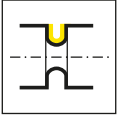
硬质合金牌号
Carbide grades

▲ 库存
on stock

△ 4周
4 weeks

产品型号 Part number	w	r	l	HIS	TH35
S15A.0200.12	2	0.2	20	25A02	▲
S15A.0300.12	3	0.2	21	25A03	▲
S15A.0400.12	4	0.2	24	25A04	▲
					P ●
					M ●
					K ●
					N ●
					S ●
					H -





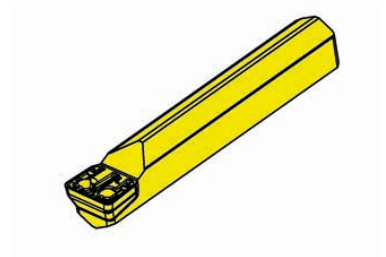
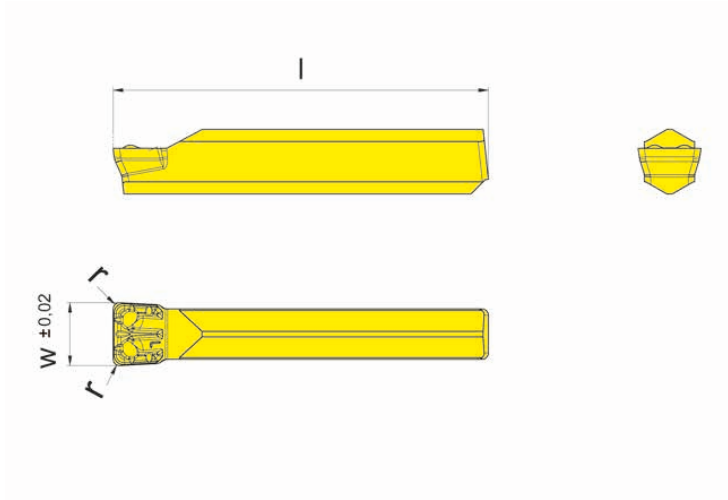
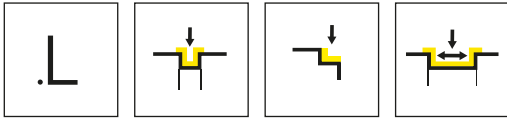
硬质合金牌号
Carbide grades

▲ 库存
on stock

△ 4周
4 weeks

产品型号 Part number	w	l	r	HIS	TH35
S15A.0200.10.10	2	20	1	25A02	▲
S15A.0300.10.15	3	21	1.5	25A03	▲
S15A.0400.10.20	4	24	2	25A04	▲
					P ●
					M ●
					K ●
					N ●
					S ●
					H -





硬质合金牌号
Carbide grades

▲ 库存
on stock

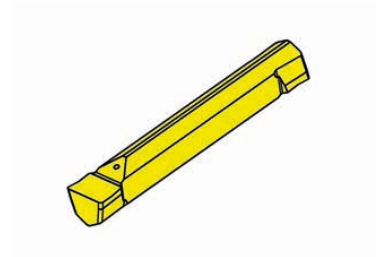
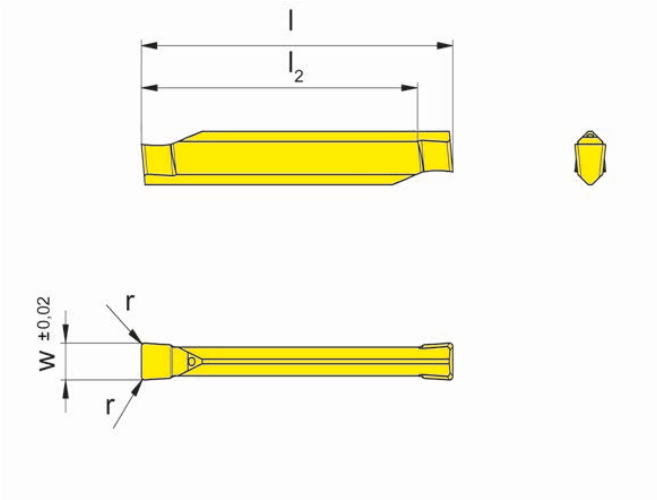
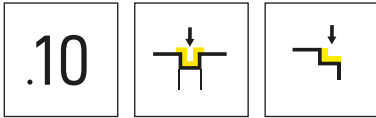
△ 4周
4 weeks

产品型号 Part number	w	r	l	HIS	AS45
S15A.0300.L2	3	0.2	24	25A03	▲
S15A.0400.L4	4	0.4	24	25A04	▲
					P ●
					M ●
					K ●
					N ○
					S ●
					H -

T

可转位刀片 Indexable insert

S25A



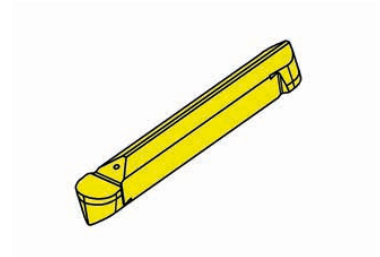
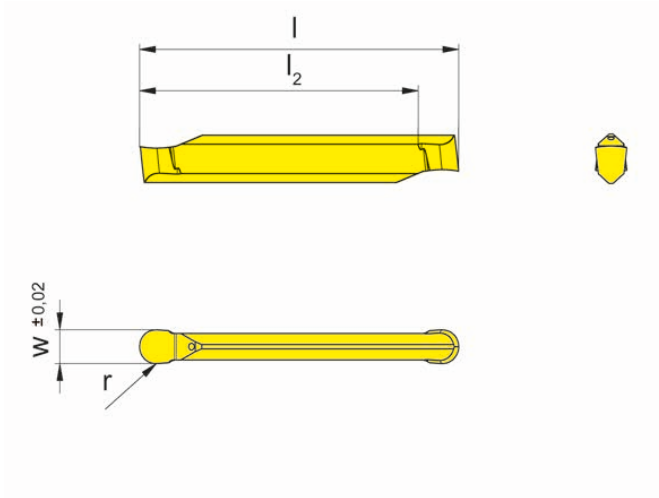
硬质合金牌号
Carbide grades

▲ 库存
on stock

△ 4周
4 weeks

产品型号 Part number	w	r	l	l ₂	HIS	TH35
S25A.0200.12	2	0.2	20	17	25A02	▲
S25A.0300.12	3	0.2	21	18	25A03	▲
S25A.0400.12	4	0.2	24	20.5	25A04	▲
						P ●
						M ●
						K ●
						N ●
						S ●
						H -






硬质合金牌号
Carbide grades

▲ 库存
on stock

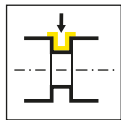
△ 4周
4 weeks

产品型号 Part number	w	l	r	l ₂	HIS	TH35
S25A.0200.10.10	2	20	1	17	25A02	▲
S25A.0300.10.15	3	21	1.5	18	25A03	▲
S25A.0400.10.20	4	24	2	20.5	25A04	▲
						P ●
						M ●
						K ●
						N ●
						S ●
						H -

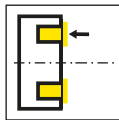
T



常规刀柄
Basic toolholder
220/B224

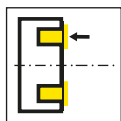


页/Page
550-551



页/Page
552

刀夹
Cassette
LAK224/RAK224/
LIK224/RIK224



页/Page
553-560

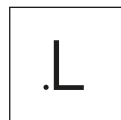
可转位刀片
Indexable insert
S224



页/Page
561



页/Page
562



页/Page
563

224



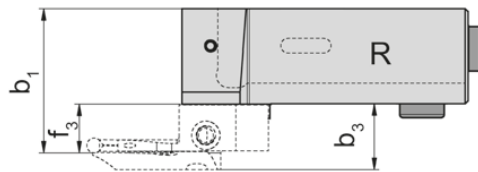
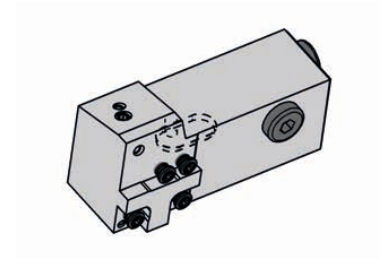
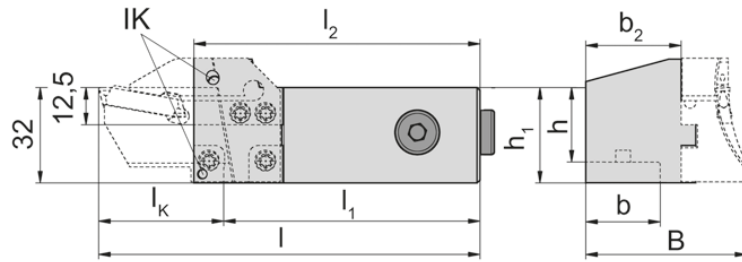
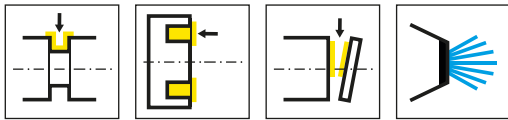
T

刀杆和刀片

槽宽 3 - 6 mm

Toolholder and Inserts

Width of groove 3 - 6 mm



R=右手型-如图
R = right hand version shown

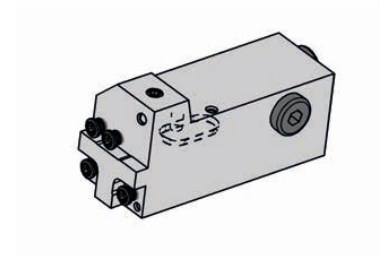
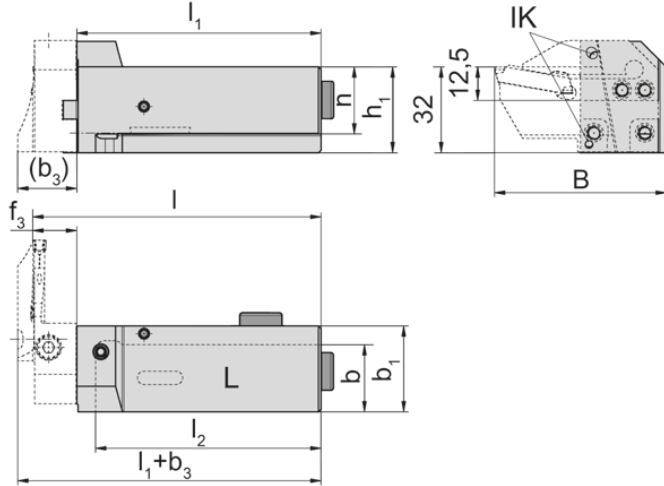
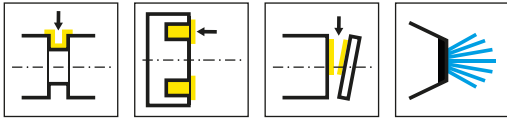
L=左手型
L = left hand version

产品型号 Part number	h	h ₁	l ₁	b	b ₁	b ₂	l ₂	l	B	HWS
R220.1616.2.K1.IK	16	32	l ₂ -10	16	b ₂ +f ₃	23	84	l ₁ +l _K	b ₂ +b ₃	220001
R220.2020.2.K1.IK	20	32	l ₂ -10	20	b ₂ +f ₃	27	84	l ₁ +l _K	b ₂ +b ₃	220001
R220.2525.2.K1.IK	25	32	l ₂ -10	25	b ₂ +f ₃	32	96	l ₁ +l _K	b ₂ +b ₃	220001
L220.1616.2.K1.IK	16	32	l ₂ -10	16	b ₂ +f ₃	23	84	l ₁ +l _K	b ₂ +b ₃	220002
L220.2020.2.K1.IK	20	32	l ₂ -10	20	b ₂ +f ₃	27	84	l ₁ +l _K	b ₂ +b ₃	220002
L220.2525.2.K1.IK	25	32	l ₂ -10	25	b ₂ +f ₃	32	96	l ₁ +l _K	b ₂ +b ₃	220002

IK, b₃和 f₃见刀夹
IK, b₃ and f₃ see cassettes

配件
Spare Parts

常规刀柄 Basic toolholder	锁紧螺钉 Clamping Screw	TORX PLUS®扳手 TORX PLUS® Wrench	螺钉 Screw Plug
R/L220...	5.12T20P	T20PQ	004.00.26



L=左手型-如图
L = left hand version shown

R=右手型
R = right hand version

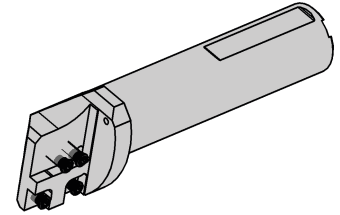
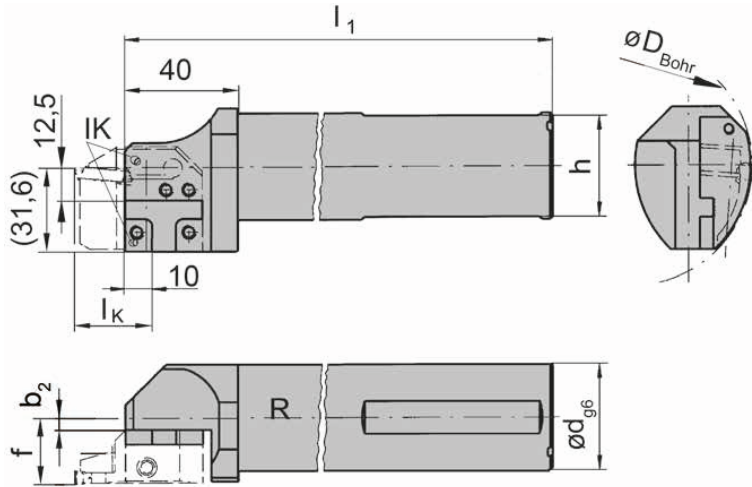
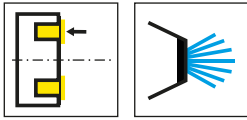
产品型号 Part number	h	h ₁	b	l ₂	l	B	b ₁	l ₁	HWS
R220.1616.2.K2.IK	16	32	16	69	l ₁ +f ₃	l _k +19	32	79	220002
R220.2020.2.K2.IK	20	32	20	69	l ₁ +f ₃	l _k +19	32	79	220002
R220.2525.2.K2.IK	25	32	25	84	l ₁ +f ₃	l _k +19	32	91	220002
L220.1616.2.K2.IK	16	32	16	69	l ₁ +f ₃	l _k +19	32	79	220001
L220.2020.2.K2.IK	20	32	20	69	l ₁ +f ₃	l _k +19	32	79	220001
L220.2525.2.K2.IK	25	32	25	84	l ₁ +f ₃	l _k +19	32	91	220001

IK, b₃ and f₃见刀夹
IK, b₃ and f₃ see cassettes

配件
Spare Parts

常规刀柄 Basic toolholder	锁紧螺钉 Clamping Screw	TORX PLUS®扳手 TORX PLUS® Wrench	螺钉 Screw Plug
R/L220...	5.12T20P	T20PQ	004.00.26





R=右手型-如图
R = right hand version shown

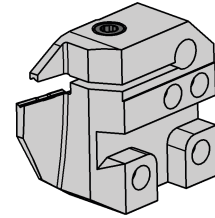
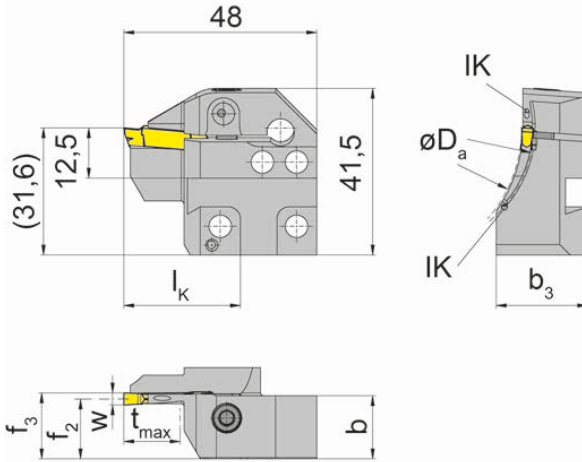
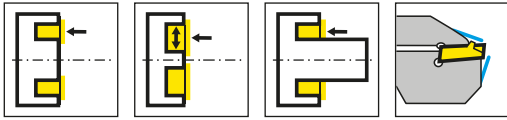
L=左手型
L = left hand version

产品型号 Part number	f	d	l ₁	h	b ₂	D _{Bohr}	HWS
RB224.0032.K1.IK	b ₂ +f ₃	32	181	30	0.41	90	220001
RB224.0040.K1.IK	b ₂ +f ₃	40	231	38	4.41	90	220001
RB224.0032.1.K1.IK	b ₂ +f ₃	32	116	30	0.41	90	220001
RB224.0040.1.K1.IK	b ₂ +f ₃	40	116	38	4.41	90	220001
LB224.0032.K1.IK	b ₂ +f ₃	32	181	30	0.41	90	220002
LB224.0040.K1.IK	b ₂ +f ₃	40	231	38	4.41	90	220002
LB224.0032.1.K1.IK	b ₂ +f ₃	32	116	30	0.41	90	220002
LB224.0040.1.K1.IK	b ₂ +f ₃	40	116	38	4.41	90	220002

Da min / f3 / IK 见刀夹
Da min / f3 / IK see cassettes

配件
Spare Parts

常规刀柄 Basic toolholder	锁紧螺钉 Clamping Screw	TORX PLUS®扳手 TORX PLUS® Wrench
R/LB224...	5.12T20P	T20PQ



L=左手型
L = left hand version

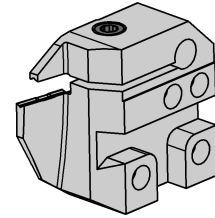
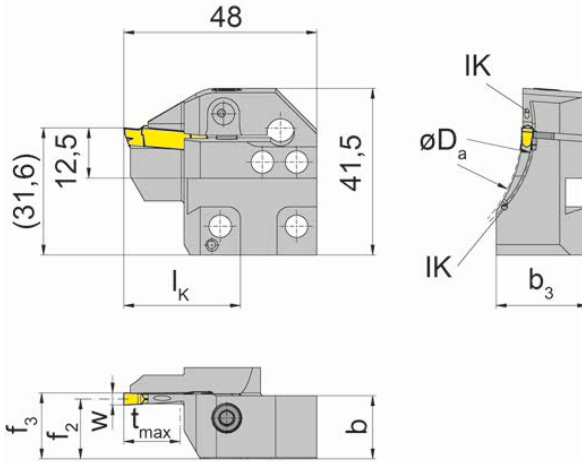
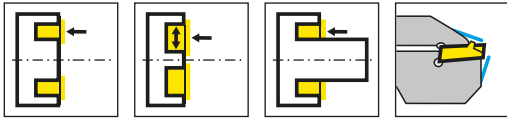
产品型号 Part number	$D_{a \min}$	$D_{a \max}$	t_{\max}	b	b_3	f_2	f_3	w	l_k	HWS*	HMS
LAK224.5060.03.IK	50	60	14	15.7	23.7	14.9	$f_2+w/2$	3	29	224038	220002
LAK224.6075.03.IK	60	75	14	15.7	22.7	14.9	$f_2+w/2$	3	29	224038	220002
LAK224.7590.03.IK	75	90	14	15.7	22.7	14.9	$f_2+w/2$	3	29	224038	220002
LAK224.9011.03.IK	90	110	14	15.7	21	14.9	$f_2+w/2$	3	29	224038	220002
LAK224.1113.03.IK	110	130	14	15.7	21	14.9	$f_2+w/2$	3	29	224038	220002
LAK224.1318.03.IK	130	180	14	15.7	20	14.9	$f_2+w/2$	3	29	224038	220002
LAK224.1830.03.IK	180	300	14	15.7	19	14.9	$f_2+w/2$	3	29	224038	220002
LAK224.3000.03.IK	300	1000	14	15.7	16.9	14.9	$f_2+w/2$	3	29	224038	220002
LAK224.3847.04.IK	38	47	14	15.7	24.2	14.4	$f_2+w/2$	4	29	224048	220002
LAK224.4760.04.IK	47	60	14	15.7	23.7	14.4	$f_2+w/2$	4	29	224048	220002
LAK224.6075.04.IK	60	75	14	15.7	23.7	14.4	$f_2+w/2$	4	29	224048	220002
LAK224.7590.04.IK	75	90	14	15.7	22.7	14.4	$f_2+w/2$	4	29	224048	220002
LAK224.9013.04.IK	90	130	14	15.7	21	14.4	$f_2+w/2$	4	29	224048	220002
LAK224.1318.04.IK	130	180	14	15.7	21	14.4	$f_2+w/2$	4	29	224048	220002
LAK224.1830.04.IK	180	300	14	15.7	19	14.4	$f_2+w/2$	4	29	224048	220002
LAK224.3000.04.IK	300	1000	14	15.7	16.7	14.4	$f_2+w/2$	4	29	224048	220002

* 请注意刀片宽度
* Please note insert width

锁紧螺钉包含在刀杆内,不需要单独订购
The fastening screw is combined with the basic toolholder - no separate order required.

配件
Spare Parts

刀夹 Cassette	锁紧螺钉 Clamping Screw	TORX PLUS®扳手 TORX PLUS® Wrench
LAK224...	5.13T20P	T20PQ



L=左手型
L = left hand version


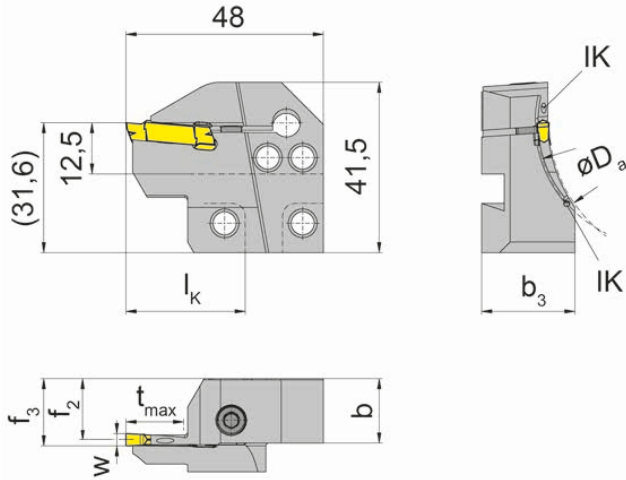
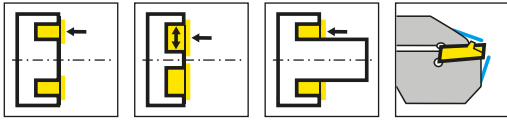
产品型号 Part number	D _{a min}	D _{a max}	t _{max}	b	b ₃	f ₂	f ₃	w	l _k	HWS*	HMS
LAK224.3847.05.IK	38	47	14	15.7	23.7	13.9	f ₂ +w/2	5	29	224058	220002
LAK224.4760.05.IK	47	60	14	15.7	23.7	13.9	f ₂ +w/2	5	29	224058	220002
LAK224.6075.05.IK	60	75	14	15.7	23.7	13.9	f ₂ +w/2	5	29	224058	220002
LAK224.7590.05.IK	75	90	14	15.7	22	13.9	f ₂ +w/2	5	29	224058	220002
LAK224.9013.05.IK	90	130	14	15.7	22	13.9	f ₂ +w/2	5	29	224058	220002
LAK224.1318.05.IK	130	180	14	15.7	21	13.9	f ₂ +w/2	5	29	224058	220002
LAK224.1830.05.IK	180	300	14	15.7	19	13.9	f ₂ +w/2	5	29	224058	220002
LAK224.3000.05.IK	300	1000	14	15.7	16.7	13.9	f ₂ +w/2	5	29	224058	220002
LAK224.6075.06.IK	60	75	14	15.7	23	13.4	f ₂ +w/2	6	29	224068	220002
LAK224.7590.06.IK	75	90	14	15.7	23	13.4	f ₂ +w/2	6	29	224068	220002
LAK224.9013.06.IK	90	130	14	15.7	21	13.4	f ₂ +w/2	6	29	224068	220002
LAK224.1318.06.IK	130	180	14	15.7	21	13.4	f ₂ +w/2	6	29	224068	220002
LAK224.1830.06.IK	180	300	14	15.7	19	13.4	f ₂ +w/2	6	29	224068	220002
LAK224.3000.06.IK	300	1000	14	15.7	16.7	13.4	f ₂ +w/2	6	29	224068	220002

* 请注意刀片宽度
* Please note insert width

锁紧螺钉包含在刀杆内,不需要单独订购
The fastening screw is combined with the basic toolholder - no separate order required.

配件
Spare Parts

刀夹 Cassette	锁紧螺钉 Clamping Screw	TORX PLUS®扳手 TORX PLUS® Wrench
LAK224...	5.13T20P	T20PQ



R=右手型
R = right hand version


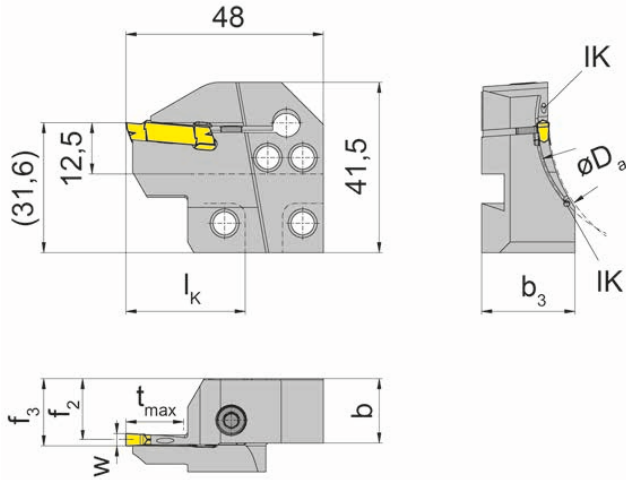
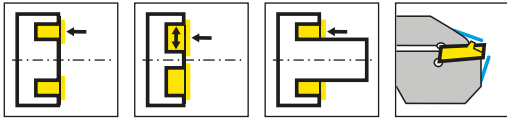
产品型号 Part number	D _{a min}	D _{a max}	t _{max}	b	b ₃	f ₂	f ₃	w	l _k	HWS*	HMS
RAK224.5060.03.IK	50	60	14	15.7	23.7	14.9	f ₂ +w/2	3	29	224038	220001
RAK224.6075.03.IK	60	75	14	15.7	22.7	14.9	f ₂ +w/2	3	29	224038	220001
RAK224.7590.03.IK	75	90	14	15.7	22.7	14.9	f ₂ +w/2	3	29	224038	220001
RAK224.9011.03.IK	90	110	14	15.7	21	14.9	f ₂ +w/2	3	29	224038	220001
RAK224.1113.03.IK	110	130	14	15.7	21	14.9	f ₂ +w/2	3	29	224038	220001
RAK224.1318.03.IK	130	180	14	15.7	20	14.9	f ₂ +w/2	3	29	224038	220001
RAK224.1830.03.IK	180	300	14	15.7	19	14.9	f ₂ +w/2	3	29	224038	220001
RAK224.3000.03.IK	300	1000	14	15.7	16.9	14.9	f ₂ +w/2	3	29	224038	220001
RAK224.3847.04.IK	38	47	14	15.7	24.2	14.4	f ₂ +w/2	4	29	224048	220001
RAK224.4760.04.IK	47	60	14	15.7	23.7	14.4	f ₂ +w/2	4	29	224048	220001
RAK224.6075.04.IK	60	75	14	15.7	23.7	14.4	f ₂ +w/2	4	29	224048	220001
RAK224.7590.04.IK	75	90	14	15.7	22.7	14.4	f ₂ +w/2	4	29	224048	220001
RAK224.9013.04.IK	90	130	14	15.7	21	14.4	f ₂ +w/2	4	29	224048	220001
RAK224.1318.04.IK	130	180	14	15.7	21	14.4	f ₂ +w/2	4	29	224048	220001
RAK224.1830.04.IK	180	300	14	15.7	19	14.4	f ₂ +w/2	4	29	224048	220001
RAK224.3000.04.IK	300	1000	14	15.7	16.7	14.4	f ₂ +w/2	4	29	224048	220001

* 请注意刀片宽度
* Please note insert width

锁紧螺钉包含在刀杆内,不需要单独订购
The fastening screw is combined with the basic toolholder - no separate order required.

配件
Spare Parts

刀夹 Cassette	锁紧螺钉 Clamping Screw	TORX PLUS®扳手 TORX PLUS® Wrench
RAK224...	5.13T20P	T20PQ



R=右手型
R = right hand version

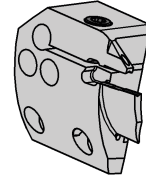
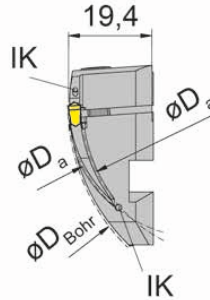
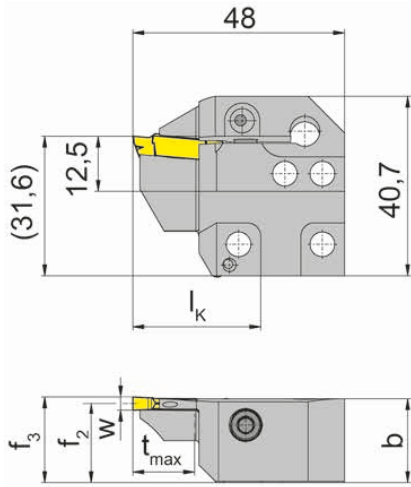
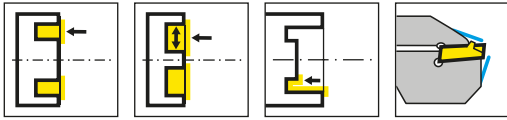
产品型号 Part number	$D_{a \min}$	$D_{a \max}$	t_{\max}	b	b_3	f_2	f_3	w	l_k	HWS*	HMS
RAK224.3847.05.IK	38	47	14	15.7	23.7	13.9	$f_2+w/2$	5	29	224058	220001
RAK224.4760.05.IK	47	60	14	15.7	23.7	13.9	$f_2+w/2$	5	29	224058	220001
RAK224.6075.05.IK	60	75	14	15.7	23.7	13.9	$f_2+w/2$	5	29	224058	220001
RAK224.7590.05.IK	75	90	14	15.7	22	13.9	$f_2+w/2$	5	29	224058	220001
RAK224.9013.05.IK	90	130	14	15.7	22	13.9	$f_2+w/2$	5	29	224058	220001
RAK224.1318.05.IK	130	180	14	15.7	21	13.9	$f_2+w/2$	5	29	224058	220001
RAK224.1830.05.IK	180	300	14	15.7	19	13.9	$f_2+w/2$	5	29	224058	220001
RAK224.3000.05.IK	300	1000	14	15.7	16.7	13.9	$f_2+w/2$	5	29	224058	220001
RAK224.6075.06.IK	60	75	14	15.7	23	13.4	$f_2+w/2$	6	29	224068	220001
RAK224.7590.06.IK	75	90	14	15.7	23	13.4	$f_2+w/2$	6	29	224068	220001
RAK224.9013.06.IK	90	130	14	15.7	21	13.4	$f_2+w/2$	6	29	224068	220001
RAK224.1318.06.IK	130	180	14	15.7	21	13.4	$f_2+w/2$	6	29	224068	220001
RAK224.1830.06.IK	180	300	14	15.7	19	13.4	$f_2+w/2$	6	29	224068	220001
RAK224.3000.06.IK	300	1000	14	15.7	16.7	13.4	$f_2+w/2$	6	29	224068	220001

* 请注意刀片宽度
* Please note insert width

锁紧螺钉包含在刀杆内,不需要单独订购
The fastening screw is combined with the basic toolholder - no separate order required.

配件
Spare Parts

刀夹 Cassette	锁紧螺钉 Clamping Screw	TORX PLUS®扳手 TORX PLUS® Wrench
RAK224...	5.13T20P	T20PQ



L=左手型
L = left hand version

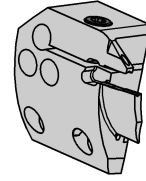
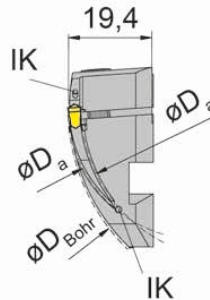
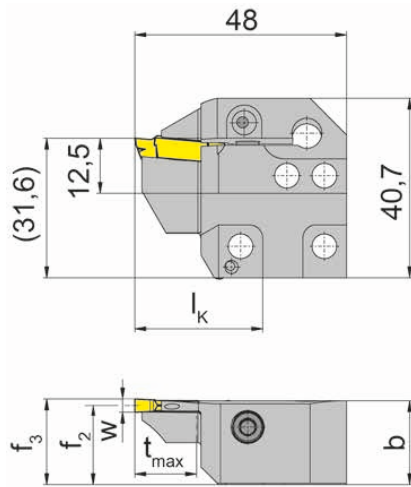
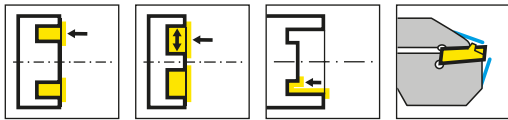
产品型号 Part number	D _{Bohr}	D _{a min}	D _{a max}	t _{max}	b	f ₂	f ₃	w	l _k	HWS*	HMS
LIK224.5060.03.IK	90	50	60	14	19	17.9	f ₂ +w/2	3	29	224038	220002
LIK224.6075.03.IK	90	60	75	14	19	17.9	f ₂ +w/2	3	29	224038	220002
LIK224.7590.03.IK	90	75	90	14	19	17.9	f ₂ +w/2	3	29	224038	220002
LIK224.9011.03.IK	90	90	110	14	19	17.9	f ₂ +w/2	3	29	224038	220002
LIK224.1113.03.IK	110	110	130	14	19	17.9	f ₂ +w/2	3	29	224038	220002
LIK224.1318.03.IK	130	130	180	14	19	17.9	f ₂ +w/2	3	29	224038	220002
LIK224.1830.03.IK	180	180	300	14	19	17.9	f ₂ +w/2	3	29	224038	220002
LIK224.3000.03.IK	300	300	1000	14	19	17.4	f ₂ +w/2	3	29	224038	220002
LIK224.3847.04.IK	90	38	47	14	19	17.4	f ₂ +w/2	4	29	224048	220002
LIK224.4760.04.IK	90	47	60	14	19	17.4	f ₂ +w/2	4	29	224048	220002
LIK224.6075.04.IK	90	60	75	14	19	17.4	f ₂ +w/2	4	29	224048	220002
LIK224.7590.04.IK	90	75	90	14	19	17.4	f ₂ +w/2	4	29	224048	220002
LIK224.9013.04.IK	90	90	130	14	19	17.4	f ₂ +w/2	4	29	224048	220002
LIK224.1318.04.IK	130	130	180	14	19	17.4	f ₂ +w/2	4	29	224048	220002
LIK224.1830.04.IK	180	180	300	14	19	17.4	f ₂ +w/2	4	29	224048	220002
LIK224.3000.04.IK	300	300	1000	14	19	17.4	f ₂ +w/2	4	29	224048	220002

* 请注意刀片宽度
* Please note insert width

锁紧螺钉包含在刀杆内,不需要单独订购
The fastening screw is combined with the basic toolholder - no separate order required.

配件
Spare Parts

刀夹 Cassette	锁紧螺钉 Clamping Screw	TORX PLUS®扳手 TORX PLUS® Wrench
LIK224...	5.13T20P	T20PQ



L=左手型
L = left hand version

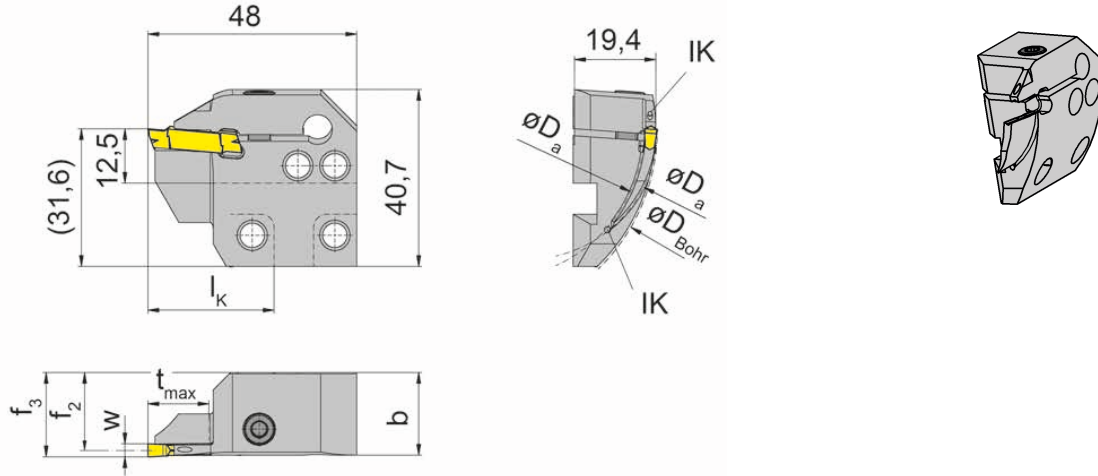
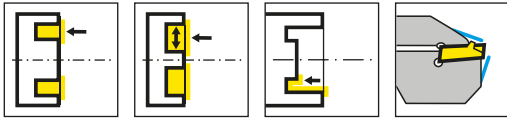
产品型号 Part number	D_{Bohr}	$D_{a\ min}$	$D_{a\ max}$	t_{max}	b	f_2	f_3	w	l_k	HWS*	HMS
LIK224.3847.05.IK	90	38	47	14	19	16.9	$f_2+w/2$	5	29	224058	220002
LIK224.4760.05.IK	90	47	60	14	19	17.4	$f_2+w/2$	5	29	224058	220002
LIK224.6075.05.IK	90	60	75	14	19	16.9	$f_2+w/2$	5	29	224058	220002
LIK224.7590.05.IK	90	75	90	14	19	16.9	$f_2+w/2$	5	29	224058	220002
LIK224.9013.05.IK	90	90	130	14	19	16.9	$f_2+w/2$	5	29	224058	220002
LIK224.1318.05.IK	130	130	180	14	19	16.9	$f_2+w/2$	5	29	224058	220002
LIK224.1830.05.IK	180	180	300	14	19	16.9	$f_2+w/2$	5	29	224058	220002
LIK224.3000.05.IK	300	300	1000	14	18.9	16.9	$f_2+w/2$	5	29	224058	220002
LIK224.6075.06.IK	90	60	75	14	19	16.4	$f_2+w/2$	6	29	224068	220002
LIK224.7590.06.IK	90	75	90	14	19	16.4	$f_2+w/2$	6	29	224068	220002
LIK224.9013.06.IK	90	90	130	14	19	16.4	$f_2+w/2$	6	29	224068	220002
LIK224.1318.06.IK	130	130	180	14	19	16.4	$f_2+w/2$	6	29	224068	220002
LIK224.1830.06.IK	180	180	300	14	19	16.4	$f_2+w/2$	6	29	224068	220002
LIK224.3000.06.IK	300	300	1000	14	18.75	16.4	$f_2+w/2$	6	29	224068	220002

* 请注意刀片宽度
* Please note insert width

锁紧螺钉包含在刀杆内,不需要单独订购
The fastening screw is combined with the basic toolholder - no separate order required.

配件
Spare Parts

刀夹 Cassette	锁紧螺钉 Clamping Screw	TORX PLUS®扳手 TORX PLUS® Wrench
LIK224...	5.13T20P	T20PQ



R=右手型
R = right hand version

产品型号 Part number	D _{Bohr}	D _{a min}	D _{a max}	t _{max}	b	f ₂	f ₃	w	l _k	HWS*	HMS
RIK224.5060.03.IK	90	50	60	14	19	17.9	f ₂ +w/2	3	29	224038	220001
RIK224.6075.03.IK	90	60	75	14	19	17.9	f ₂ +w/2	3	29	224038	220001
RIK224.7590.03.IK	90	75	90	14	19	17.9	f ₂ +w/2	3	29	224038	220001
RIK224.9011.03.IK	90	90	110	14	19	17.9	f ₂ +w/2	3	29	224038	220001
RIK224.1113.03.IK	110	110	130	14	19	17.9	f ₂ +w/2	3	29	224038	220001
RIK224.1318.03.IK	130	130	180	14	19.05	17.9	f ₂ +w/2	3	29	224038	220001
RIK224.1830.03.IK	180	180	300	14	19	17.9	f ₂ +w/2	3	29	224038	220001
RIK224.3000.03.IK	300	300	1000	14	19.1	17.4	f ₂ +w/2	3	29	224038	220001
RIK224.3847.04.IK	90	38	47	14	19	17.4	f ₂ +w/2	4	29	224048	220001
RIK224.4760.04.IK	90	47	60	14	19	17.4	f ₂ +w/2	4	29	224048	220001
RIK224.6075.04.IK	90	60	75	14	19	17.4	f ₂ +w/2	4	29	224048	220001
RIK224.7590.04.IK	90	75	90	14	19	17.4	f ₂ +w/2	4	29	224048	220001
RIK224.9013.04.IK	90	90	130	14	19	17.4	f ₂ +w/2	4	29	224048	220001
RIK224.1318.04.IK	130	130	180	14	19	17.4	f ₂ +w/2	4	29	224048	220001
RIK224.1830.04.IK	180	180	300	14	19	17.4	f ₂ +w/2	4	29	224048	220001
RIK224.3000.04.IK	300	300	1000	14	19	17.4	f ₂ +w/2	4	29	224048	220001

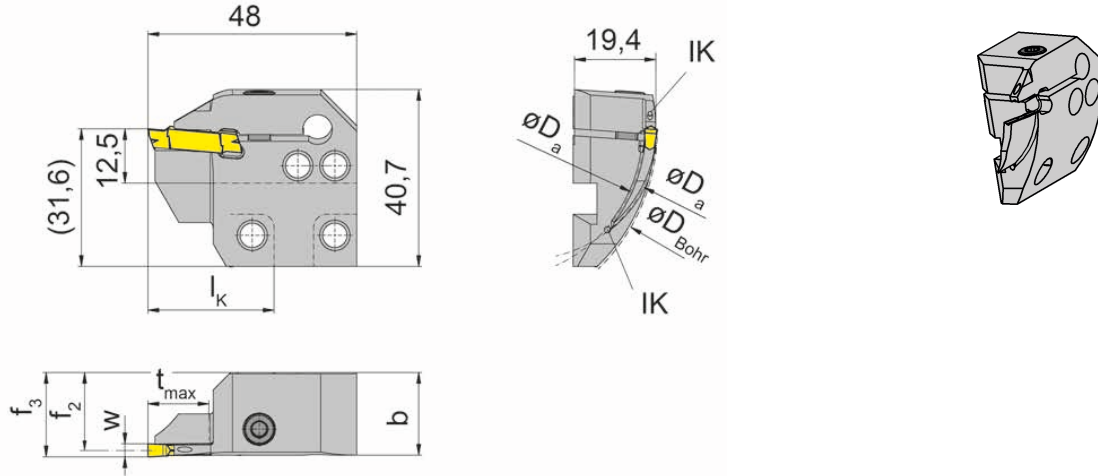
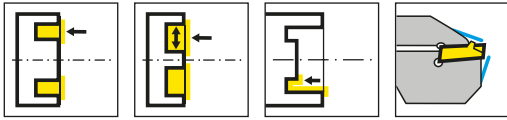
* 请注意刀片宽度
* Please note insert width

锁紧螺钉包含在刀杆内,不需要单独订购
The fastening screw is combined with the basic toolholder - no separate order required.

配件
Spare Parts

刀夹 Cassette	锁紧螺钉 Clamping Screw	TORX PLUS®扳手 TORX PLUS® Wrench
RIK224...	5.13T20P	T20PQ





R=右手型
R = right hand version

产品型号 Part number	D _{Bohr}	D _{a min}	D _{a max}	t _{max}	b	f ₂	f ₃	w	l _k	HWS*	HMS
RIK224.3847.05.IK	90	38	47	14	19	16.9	f ₂ +w/2	5	29	224058	220001
RIK224.4760.05.IK	90	47	60	14	19	17.4	f ₂ +w/2	5	29	224058	220001
RIK224.6075.05.IK	90	60	75	14	19	16.9	f ₂ +w/2	5	29	224058	220001
RIK224.7590.05.IK	90	75	90	14	19	16.9	f ₂ +w/2	5	29	224058	220001
RIK224.9013.05.IK	90	90	130	14	19	16.9	f ₂ +w/2	5	29	224058	220001
RIK224.1318.05.IK	130	130	180	14	19	16.9	f ₂ +w/2	5	29	224058	220001
RIK224.1830.05.IK	180	180	300	14	19	16.9	f ₂ +w/2	5	29	224058	220001
RIK224.3000.05.IK	300	300	1000	14	18.9	16.9	f ₂ +w/2	5	29	224058	220001
RIK224.6075.06.IK	90	60	75	14	19	16.4	f ₂ +w/2	6	29	224068	220001
RIK224.7590.06.IK	90	75	90	14	19	16.4	f ₂ +w/2	6	29	224068	220001
RIK224.9013.06.IK	90	90	130	14	19	16.4	f ₂ +w/2	6	29	224068	220001
RIK224.1318.06.IK	130	130	180	14	19	16.4	f ₂ +w/2	6	29	224068	220001
RIK224.1830.06.IK	180	180	300	14	19	16.4	f ₂ +w/2	6	29	224068	220001
RIK224.3000.06.IK	300	300	1000	14	18.75	16.4	f ₂ +w/2	6	29	224068	220001

* 请注意刀片宽度
* Please note insert width

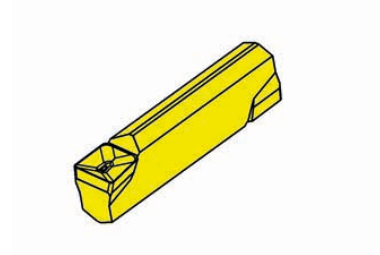
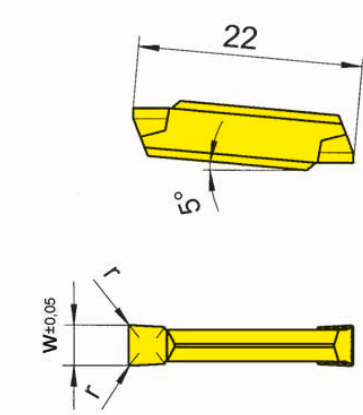
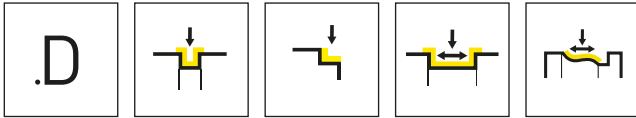
锁紧螺钉包含在刀杆内,不需要单独订购
The fastening screw is combined with the basic toolholder - no separate order required.

配件
Spare Parts

刀夹 Cassette	锁紧螺钉 Clamping Screw	TORX PLUS®扳手 TORX PLUS® Wrench
RIK224...	5.13T20P	T20PQ

可转位刀片 Indexable insert

S224



硬质合金牌号
Carbide grades

▲ 库存
on stock

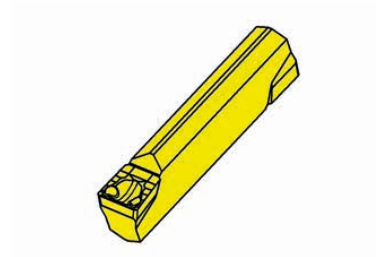
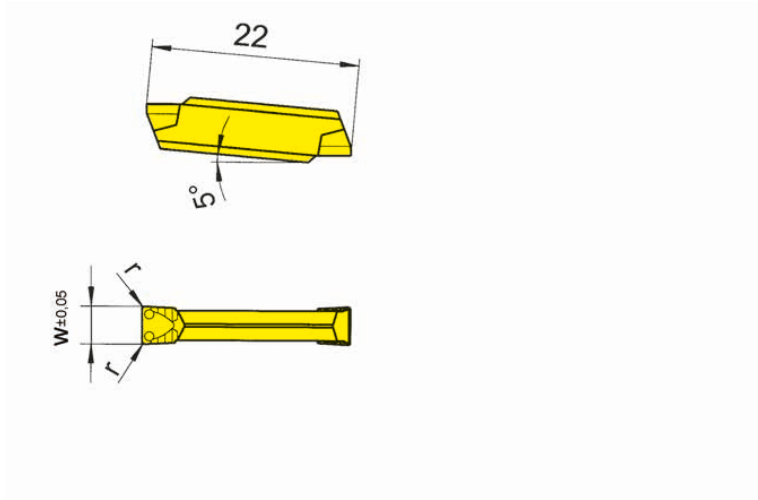
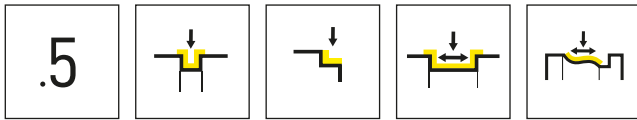
△ 4周
4 weeks

产品型号 Part number	w	r	HIS	硬质合金牌号 Carbide grades								
				H54	IG66	TF45	TF46	TI22	TI25	TN32	TN35	
S224.0300.D2.G	3	0.2	224038		▲	▲	▲	▲	▲			
S224.0300.D2	3	0.2	224038	▲	▲	▲	▲			▲	▲	▲
S224.0400.D2.G	4	0.2	224048		▲		▲	▲				
S224.0400.D2	4	0.2	224048	△	▲	▲	▲			▲	△	▲
P	●	●	●	●	●	●	●	●	●	●	●	●
M	●	●	●	○	-	●	-	●	-	●	-	●
K	-	-	●	●	-	●	-	●	-	●	-	●
N	-	-	●	●	-	●	-	●	-	●	-	●
S	-	○	●	○	-	●	-	●	-	●	-	●
H	-	-	-	-	-	-	-	-	-	-	-	-



可转位刀片 Indexable insert

S224



硬质合金牌号
Carbide grades

▲ 库存
on stock

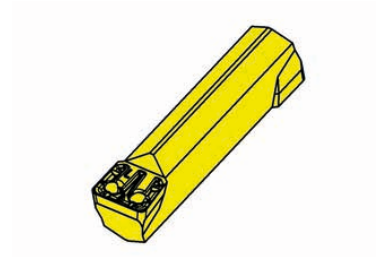
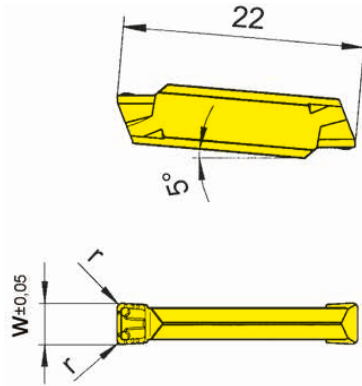
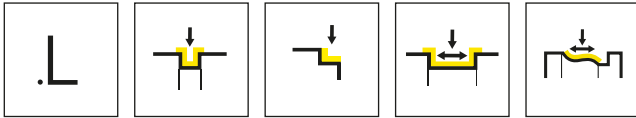
△ 4周
4 weeks

产品型号 Part number	w	r	HIS	硬质合金牌号 Carbide grades											
				AL96	AS62	AS66	EG56	H54	IG66	TC92	TF45	TI25	TN32	TN35	
S224.0300.52	3	0.2	224038	△	▲	▲	▲	△	▲	▲	▲	▲	▲	▲	▲
S224.0300.54	3	0.4	224038	▲	▲	▲	▲	△	▲	▲	▲	▲	▲	▲	▲
S224.0400.52	4	0.2	224048	▲	▲	▲	▲	△	▲	△	▲	▲	▲	▲	▲
S224.0400.54	4	0.4	224048	▲	▲	▲	▲	△	▲	▲	▲	▲	▲	▲	▲
S224.0500.54	5	0.4	224058	△	▲	▲	▲	△	▲	▲	▲	▲	▲	▲	▲
S224.0500.58	5	0.8	224058	△	▲	▲	△	△	▲	▲	▲	▲	△	▲	△
P	●	●	●	●	●	●	●	●	●	●	●	●	●	●	●
M	-	-	○	○	●	●	-	●	●	-	●	●	-	●	●
K	●	-	●	○	-	-	-	-	-	-	●	●	-	●	●
N	●	-	●	-	-	-	-	-	-	-	●	●	-	●	●
S	-	-	○	-	-	○	-	○	-	●	●	●	-	●	●
H	-	-	-	-	-	-	-	-	-	-	-	-	-	-	-



可转位刀片 Indexable insert

S224



硬质合金牌号
Carbide grades

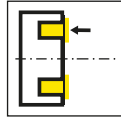
▲ 库存
on stock

△ 4周
4 weeks

产品型号 Part number	w	r	HIS	硬质合金牌号 Carbide grades						
				AL96	AS62	AS66	ASG6	IG66	TF42	TI22
S224.0400.L4	4	0.4	224048	▲	▲	▲	▲	▲	▲	▲
S224.0500.L4	5	0.4	224058	▲	▲	▲	△	▲	▲	▲
S224.0500.L6	5	0.6	224058	△	▲	▲	△	▲	▲	▲
S224.0600.L4	6	0.4	224068	△	▲	▲	▲	▲	▲	▲
S224.0600.L6	6	0.6	224068	▲	▲	▲	△	▲	△	▲
P	●	●	●	●	●	●	●	●	●	●
M	-	-	○	○	●	-	-	-	-	-
K	●	-	●	○	-	-	-	-	-	-
N	●	-	●	-	-	-	-	-	-	-
S	-	-	○	-	○	-	-	-	-	-
H	-	-	-	-	-	-	-	-	-	-

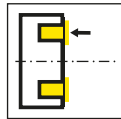


刀杆
Toolholder
LA226/RA226/LA210/
RA210



页/Page
566-569

刀夹
Cassette
LAK220/RAK220/
LIK220/RIK220



页/Page
570-577


可转位刀片
Indexable insert
S229



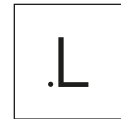
页/Page
578



页/Page
579



页/Page
580



页/Page
581

刀片
Insert
229



页/Page
582

T

229



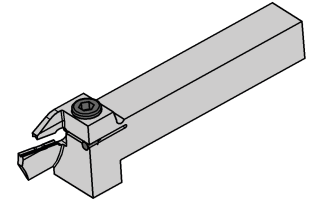
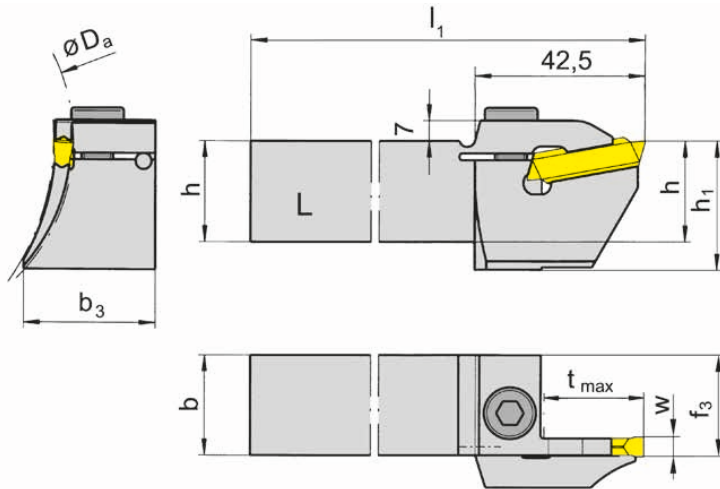
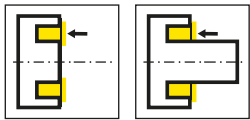
T

刀杆和刀片

槽宽 4 - 8 mm

Toolholder and Inserts

Width of groove 4 - 8 mm



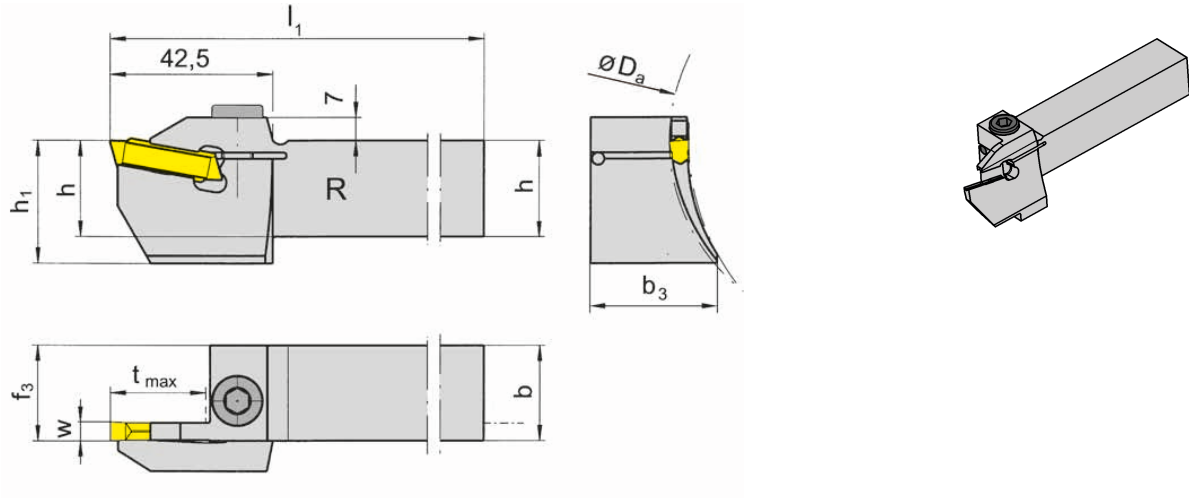
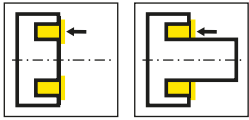
L=左手型
L = left hand version

产品型号 Part number	h	b	l_1	h_1	f_3	t_{max}	$D_{a\ min}$	$D_{a\ min2}$	w	b_3	HWS*
LA226.20.9513.04	20	20	150	32	20.5	25	95	130	4	26	229040
LA226.20.1318.04	20	20	150	32	20.5	25	130	180	4	25	229040
LA226.25.9513.04	25	25	150	32	25.5	25	95	130	4	31	229040
LA226.25.1318.04	25	25	150	32	25.5	25	130	180	4	30	229040
LA226.20.9513.05	20	20	150	32	20.5	25	95	130	5	28	229050 • 229051
LA226.20.1318.05	20	20	150	32	20.5	25	130	180	5	25	229050 • 229051
LA226.25.9513.05	25	25	150	32	25.5	25	95	130	5	33	229050 • 229051
LA226.25.1318.05	25	25	150	32	25.5	25	130	180	5	30	229050 • 229051

* 请注意刀片宽度
* Please note insert width

配件
Spare Parts

刀杆 Toolholder	锁紧螺钉 Clamping Screw
LA226...	218.3



R=右手型
R = right hand version

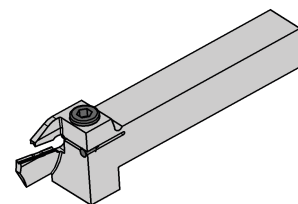
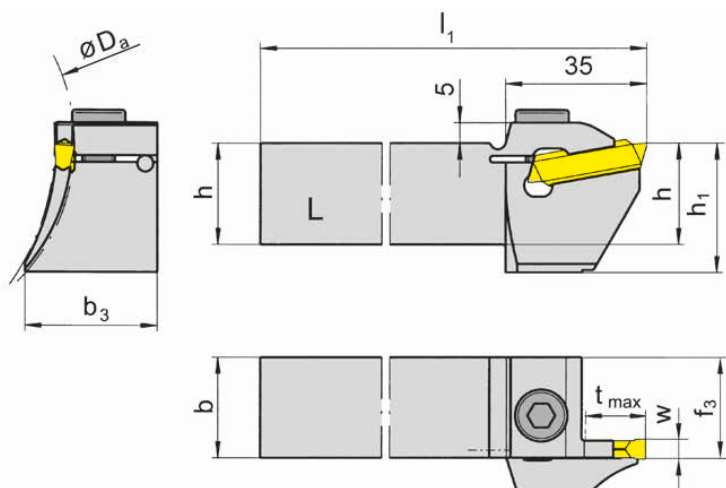
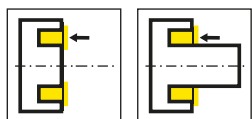
产品型号 Part number	h	b	l ₁	h ₁	f ₃	t _{max}	D _{a min}	D _{a min2}	w	b ₃	HWS*
RA226.20.9513.04	20	20	150	32	20.5	25	95	130	4	26	229040
RA226.20.1318.04	20	20	150	32	20.5	25	130	180	4	25	229040
RA226.25.9513.04	25	25	150	32	25.5	25	95	130	4	31	229040
RA226.25.1318.04	25	25	150	32	25.5	25	130	180	4	30	229040
RA226.20.9513.05	20	20	150	32	20.5	25	95	130	5	28	229050 • 229051
RA226.20.1318.05	20	20	150	32	20.5	25	130	180	5	25	229050 • 229051
RA226.25.9513.05	25	25	150	32	25.5	25	95	130	5	33	229050 • 229051
RA226.25.1318.05	25	25	150	32	25.5	25	130	180	5	30	229050 • 229051

* 请注意刀片宽度
* Please note insert width

配件
Spare Parts

刀杆 Toolholder	锁紧螺钉 Clamping Screw
RA226...	218.3





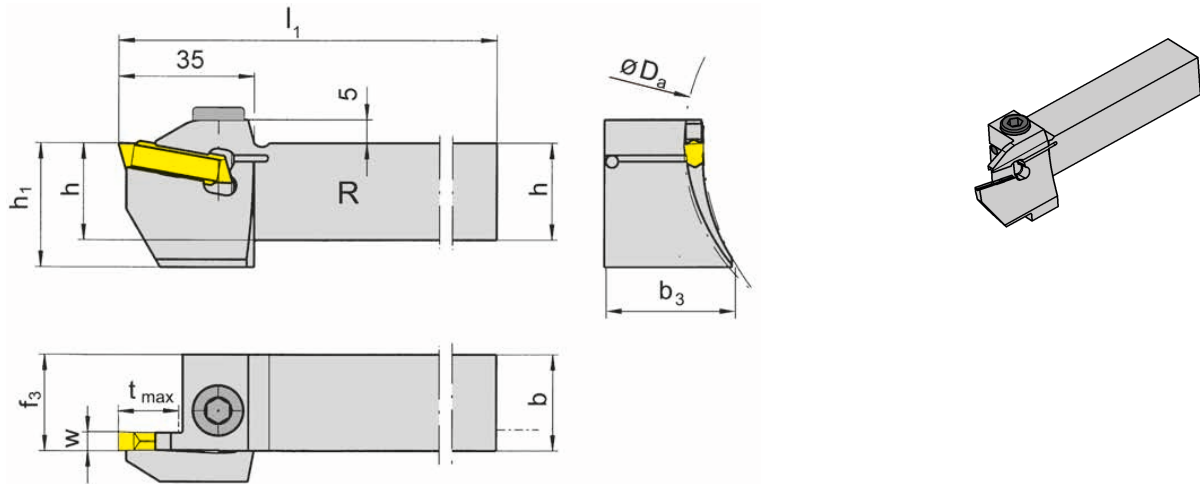
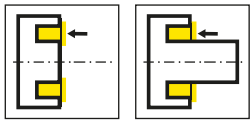
L=左手型
L = left hand version

产品型号 Part number	h	b	l_1	h_1	b_3	f_3	t_{max}	$D_{a\ min}$	$D_{a\ max}$	w	HWS*
LA210.20.9513.14	20	20	150	32	26	20.5	15	95	130	4	229040
LA210.20.1318.14	20	20	150	32	25	20.5	15	130	180	4	229040
LA210.25.9513.14	25	25	150	32	31	25.5	15	95	130	4	229040
LA210.25.1318.14	25	25	150	32	30	25.5	15	130	180	4	229040
LA210.20.9513.15	20	20	150	32	28	20.5	15	95	130	5	229050 • 229051
LA210.20.1318.15	20	20	150	32	25	20.5	15	130	180	5	229050 • 229051
LA210.25.9513.15	25	25	150	32	33	25.5	15	95	130	5	229050 • 229051
LA210.25.1318.15	25	25	150	32	30	25.5	15	130	180	5	229050 • 229051
LA210.25.1318.18	25	25	150	32	30.5	25.5	15	130	180	8	229080 • 229081

* 请注意刀片宽度
* Please note insert width

配件
Spare Parts

刀杆 Toolholder	锁紧螺钉 Clamping Screw
LA210...	218.3



R=右手型
R = right hand version

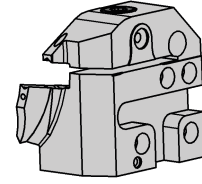
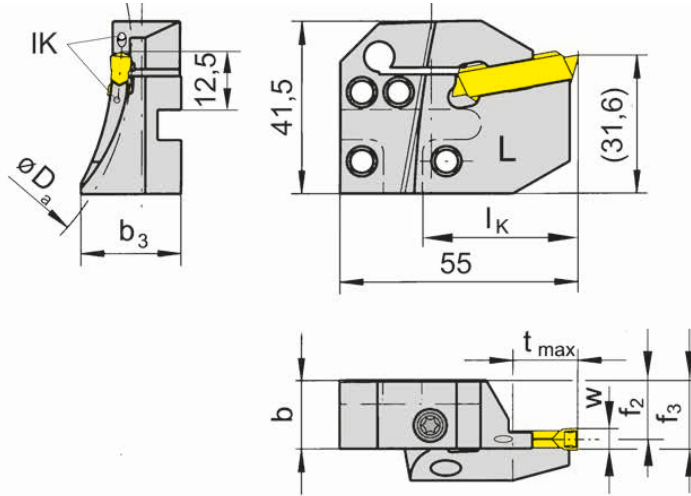
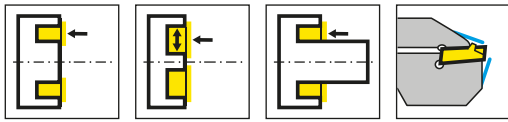
产品型号 Part number	h	b	l_1	h_1	b_3	f_3	t_{max}	$D_{a\ min}$	$D_{a\ max}$	w	HWS*
RA210.20.9513.14	20	20	150	32	26	20.5	15	95	130	4	229040
RA210.25.9513.14	25	25	150	32	31	25.5	15	95	130	4	229040
RA210.25.1318.14	25	25	150	32	30	25.5	15	130	180	4	229040
RA210.20.9513.15	20	20	150	32	28	20.5	15	95	130	5	229050 • 229051
RA210.20.1318.15	20	20	150	32	25	20.5	15	130	180	5	229050 • 229051
RA210.25.9513.15	25	25	150	32	33	25.5	15	95	130	5	229050 • 229051
RA210.25.1318.15	25	25	150	32	30	25.5	15	130	180	5	229050 • 229051
RA210.32.1318.15	32	32	150	32	37	32.5	15	130	180	5	229050 • 229051
RA210.25.1318.18	25	25	150	32	30.5	25.5	15	130	180	8	229080 • 229081

* 请注意刀片宽度
* Please note insert width

配件
Spare Parts

刀杆 Toolholder	锁紧螺钉 Clamping Screw
RA210...	218.3





L=左手型
L = left hand version

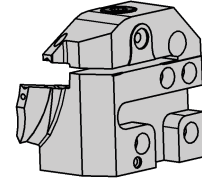
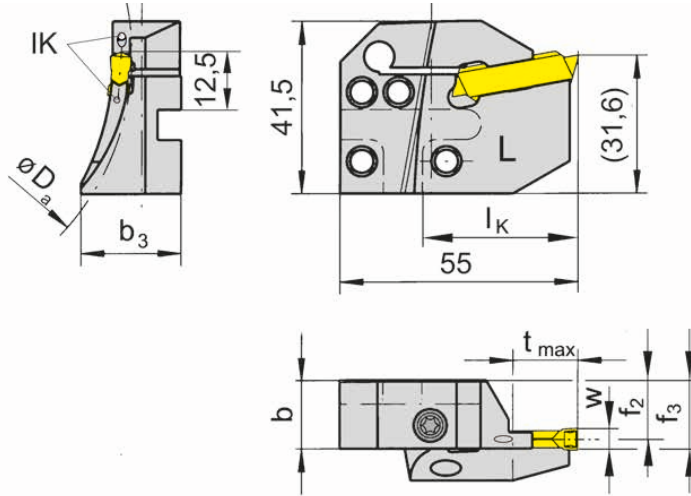
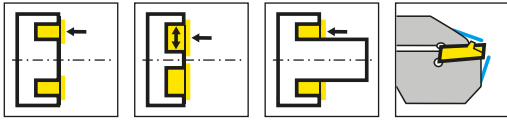
产品型号 Part number	D _{a min}	D _{a max}	t _{max}	b	b ₃	f ₂	f ₃	w	l _k	HWS*	HMS
LAK220.6575.04.IK	65	75	10	15.7	23	14.4	f ₂ +w/2	4	36	229050 • 229051	220002
LAK220.7595.04.IK	75	95	15	15.7	23	14.4	f ₂ +w/2	4	36	229040	220002
LAK220.9513.04.IK	95	130	25	15.7	21.2	14.4	f ₂ +w/2	4	36	229050 • 229051	220002
LAK220.1318.04.IK	130	180	25	15.7	21.2	14.4	f ₂ +w/2	4	36	229040	220002
LAK220.1830.04.IK	180	300	25	15.7	21.2	14.4	f ₂ +w/2	4	36	229050 • 229051	220002
LAK220.3000.04.IK	300	1000	25	15.7	16.8	14.4	f ₂ +w/2	4	36	229050 • 229051	220002
LAK220.6075.05.IK	60	75	10	15.7	23	13.9	f ₂ +w/2	5	36	229050 • 229051	220002
LAK220.7595.05.IK	75	95	17	15.7	23	13.9	f ₂ +w/2	5	36	229040	220002
LAK220.9513.05.IK	95	130	25	15.7	23	13.9	f ₂ +w/2	5	36	229040	220002
LAK220.1318.05.IK	130	180	25	15.7	21.2	13.9	f ₂ +w/2	5	36	229040	220002
LAK220.1830.05.IK	180	300	25	15.7	19	13.9	f ₂ +w/2	5	36	229040	220002
LAK220.3000.05.IK	300	1000	25	15.7	16.8	13.9	f ₂ +w/2	5	36	229040	220002
LAK220.6075.06.IK	60	75	10	15.7	23	13.4	f ₂ +w/2	6	36	229040	220002
LAK220.7595.06.IK	75	95	17	15.7	23	13.4	f ₂ +w/2	6	36	229050 • 229051	220002
LAK220.9513.06.IK	95	130	25	15.7	23	13.4	f ₂ +w/2	6	36	229040	220002
LAK220.1318.06.IK	130	180	25	15.7	21.2	13.4	f ₂ +w/2	6	36	229040	220002
LAK220.1830.06.IK	180	300	25	15.7	19	13.4	f ₂ +w/2	6	36	229040	220002
LAK220.3000.06.IK	300	1000	25	15.7	16.8	13.4	f ₂ +w/2	6	36	229040	220002

* 请注意刀片宽度
* Please note insert width

锁紧螺钉包含在刀杆内,不需要单独订购
The fastening screw is combined with the basic toolholder - no separate order required.

配件
Spare Parts

刀夹 Cassette	锁紧螺钉 Clamping Screw	TORX PLUS®扳手 TORX PLUS® Wrench
LAK220...	6.23T25P	T25PQ



L=左手型
L = left hand version

产品型号 Part number	D _{a min}	D _{a max}	t _{max}	b	b ₃	f ₂	f ₃	w	l _k	HWS*	HMS
LAK220.6575.14.IK	65	75	10	15.7	23	14.4	f ₂ +w/2	4	36	229040	220002
LAK220.7595.14.IK	75	95	15	15.7	23	14.4	f ₂ +w/2	4	36	229040	220002
LAK220.9513.14.IK	95	130	15	15.7	21.2	14.4	f ₂ +w/2	4	36	229040	220002
LAK220.1318.14.IK	130	180	15	15.7	21.2	14.4	f ₂ +w/2	4	36	229050 • 229051	220002
LAK220.1830.14.IK	180	300	15	15.7	19	14.4	f ₂ +w/2	4	36	229050 • 229051	220002
LAK220.6075.15.IK	60	75	10	15.7	23	13.9	f ₂ +w/2	5	36	229050 • 229051	220002
LAK220.7595.15.IK	75	95	15	15.7	23	13.9	f ₂ +w/2	5	36	229040	220002
LAK220.9513.15.IK	95	130	15	15.7	23	13.9	f ₂ +w/2	5	36	229040	220002
LAK220.1318.15.IK	130	180	15	15.7	21.2	13.9	f ₂ +w/2	5	36	229040	220002
LAK220.1830.15.IK	180	300	15	15.7	19	13.9	f ₂ +w/2	5	36	229040	220002
LAK220.6075.16.IK	60	75	10	15.7	23	13.4	f ₂ +w/2	6	36	229040	220002
LAK220.7595.16.IK	75	95	15	15.7	23	13.4	f ₂ +w/2	6	36	229040	220002
LAK220.9513.16.IK	95	130	15	15.7	23	13.4	f ₂ +w/2	6	36	229050 • 229051	220002
LAK220.1318.16.IK	130	180	15	15.7	21.2	13.4	f ₂ +w/2	6	36	229040	220002
LAK220.1830.16.IK	180	300	15	15.7	19	13.4	f ₂ +w/2	6	36	229040	220002

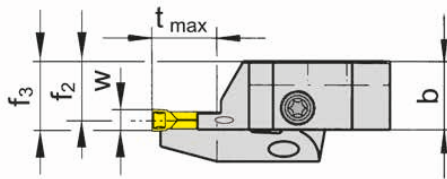

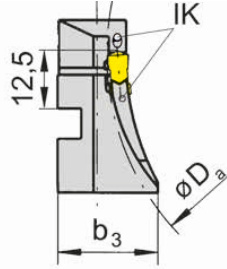
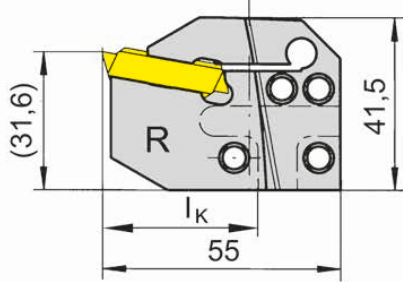
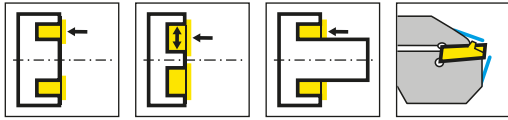
* 请注意刀片宽度
* Please note insert width

锁紧螺钉包含在刀杆内,不需要单独订购
The fastening screw is combined with the basic toolholder - no separate order required.

配件
Spare Parts

刀夹 Cassette	锁紧螺钉 Clamping Screw	TORX PLUS®扳手 TORX PLUS® Wrench
LAK220...	6.23T25P	T25PQ





R=右手型
R = right hand version

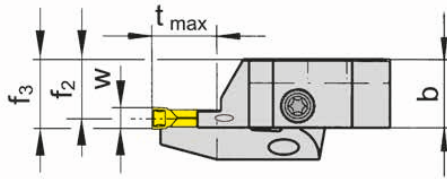

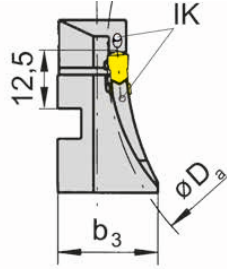
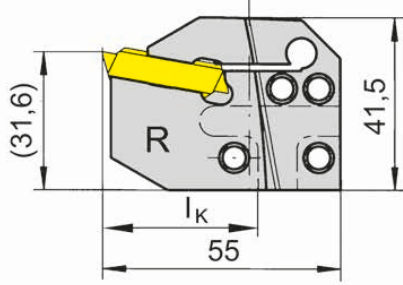
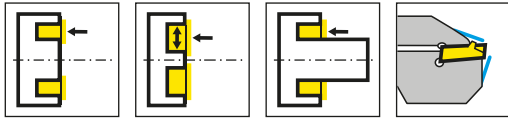
产品型号 Part number	D _{a min}	D _{a max}	t _{max}	b	b ₃	f ₂	f ₃	w	l _k	HWS*	HMS
RAK220.6575.04.IK	65	75	10	15.7	23	14.4	f ₂ +w/2	4	36	229040	220001
RAK220.7595.04.IK	75	95	15	15.7	23	14.4	f ₂ +w/2	4	36	229040	220001
RAK220.9513.04.IK	95	130	25	15.7	21.2	14.4	f ₂ +w/2	4	36	229040	220001
RAK220.1318.04.IK	130	180	25	15.7	21.2	14.4	f ₂ +w/2	4	36	229040	220001
RAK220.1830.04.IK	180	300	25	15.7	19	14.4	f ₂ +w/2	4	36	229040	220001
RAK220.3000.04.IK	300	1000	25	15.7	16.8	14.4	f ₂ +w/2	4	36	229040	220001
RAK220.6075.05.IK	60	75	10	15.7	23	13.9	f ₂ +w/2	5	36	229040	220001
RAK220.7595.05.IK	75	95	15	15.7	23	13.9	f ₂ +w/2	5	36	229040	220001
RAK220.9513.05.IK	95	130	25	15.7	23	13.9	f ₂ +w/2	5	36	229040	220001
RAK220.1318.05.IK	130	180	25	15.7	21.2	13.9	f ₂ +w/2	5	36	229040	220001
RAK220.1830.05.IK	180	300	25	15.7	19	13.9	f ₂ +w/2	5	36	229040	220001
RAK220.3000.05.IK	300	1000	25	15.7	16.8	13.9	f ₂ +w/2	5	36	229040	220001
RAK220.6075.06.IK	60	75	10	15.7	23	13.4	f ₂ +w/2	6	36	229050 • 229051	220001
RAK220.7595.06.IK	75	95	17	15.7	23	13.4	f ₂ +w/2	6	36	229050 • 229051	220001
RAK220.9513.06.IK	95	130	25	15.7	23	13.4	f ₂ +w/2	6	36	229050 • 229051	220001
RAK220.1318.06.IK	130	180	25	15.7	21.2	13.4	f ₂ +w/2	6	36	229050 • 229051	220001
RAK220.1830.06.IK	180	300	25	15.7	19	13.4	f ₂ +w/2	6	36	229050 • 229051	220001
RAK220.3000.06.IK	300	1000	25	15.7	16.8	13.4	f ₂ +w/2	6	36	229050 • 229051	220001

* 请注意刀片宽度
* Please note insert width

锁紧螺钉包含在刀杆内,不需要单独订购
The fastening screw is combined with the basic toolholder - no separate order required.

配件
Spare Parts

刀夹 Cassette	锁紧螺钉 Clamping Screw	TORX PLUS®扳手 TORX PLUS® Wrench
RAK220...	6.23T25P	T25PQ



R=右手型
R = right hand version

产品型号 Part number	D _{a min}	D _{a max}	t _{max}	b	b ₃	f ₂	f ₃	w	l _k	HWS*	HMS
RAK220.6575.14.IK	65	75	10	15.7	23	14.4	f ₂ +w/2	4	36	229040	220001
RAK220.7595.14.IK	75	95	15	15.7	23	14.4	f ₂ +w/2	4	36	229040	220001
RAK220.9513.14.IK	95	130	15	15.7	21.2	14.4	f ₂ +w/2	4	36	229040	220001
RAK220.1318.14.IK	130	180	15	15.7	21.2	14.4	f ₂ +w/2	4	36	229040	220001
RAK220.1830.14.IK	180	300	15	15.7	19	14.4	f ₂ +w/2	4	36	229040	220001
RAK220.6075.15.IK	60	75	10	15.7	23	13.4	f ₂ +w/2	5	36	229040	220001
RAK220.7595.15.IK	75	95	15	15.7	23	13.9	f ₂ +w/2	5	36	229040	220001
RAK220.9513.15.IK	95	130	15	15.7	23	13.9	f ₂ +w/2	5	36	229040	220001
RAK220.1318.15.IK	130	180	15	15.7	21.2	13.9	f ₂ +w/2	5	36	229040	220001
RAK220.1830.15.IK	180	300	15	15.7	19	13.9	f ₂ +w/2	5	36	229040	220001
RAK220.6075.16.IK	60	75	10	15.7	23	13.4	f ₂ +w/2	6	36	229050 • 229051	220001
RAK220.7595.16.IK	75	95	15	15.7	23	13.4	f ₂ +w/2	6	36	229050 • 229051	220001
RAK220.9513.16.IK	95	130	15	15.7	23	13.4	f ₂ +w/2	6	36	229050 • 229051	220001
RAK220.1318.16.IK	130	180	15	15.7	21.2	13.4	f ₂ +w/2	6	36	229050 • 229051	220001
RAK220.1830.16.IK	180	300	15	15.7	19	13.4	f ₂ +w/2	6	36	229050 • 229051	220001

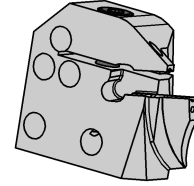
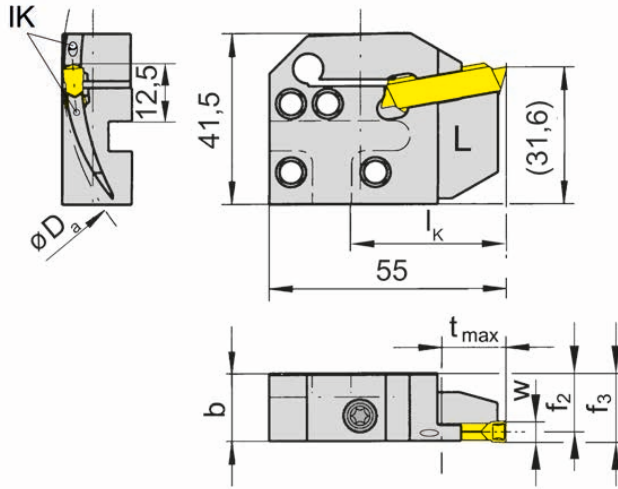
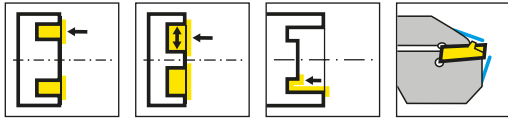
* 请注意刀片宽度
* Please note insert width

锁紧螺钉包含在刀杆内,不需要单独订购
The fastening screw is combined with the basic toolholder - no separate order required.

配件
Spare Parts

刀夹 Cassette	锁紧螺钉 Clamping Screw	TORX PLUS®扳手 TORX PLUS® Wrench
RAK220...	6.23T25P	T25PQ





L=左手型
L = left hand version

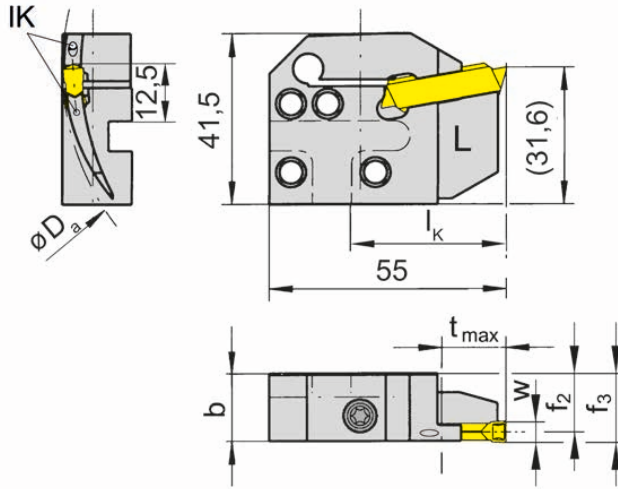
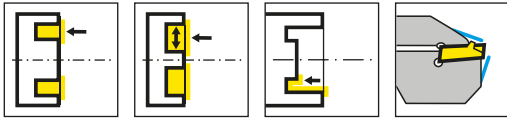
产品型号 Part number	D _{a min}	D _{a max}	t _{max}	b	f ₂	f ₃	w	l _k	HWS*	HMS
LIK220.6575.04.IK	65	75	10-15	15.7	14.4	f ₂ +w/2	4	36	229040	220002
LIK220.7595.04.IK	75	95	15-25	15.7	14.4	f ₂ +w/2	4	36	229040	220002
LIK220.9513.04.IK	95	130	25	15.7	14.4	f ₂ +w/2	4	36	229040	220002
LIK220.1318.04.IK	130	180	25	15.7	14.4	f ₂ +w/2	4	36	229040	220002
LIK220.1830.04.IK	180	300	25	15.7	14.4	f ₂ +w/2	4	36	229040	220002
LIK220.3000.04.IK	300	1000	25	15.7	14.4	f ₂ +w/2	4	36	229040	220002
LIK220.6075.05.IK	60	75	10-17	15.7	13.9	f ₂ +w/2	5	36	229040	220002
LIK220.7595.05.IK	75	95	17-25	15.7	13.9	f ₂ +w/2	5	36	229040	220002
LIK220.9513.05.IK	95	130	25	15.7	13.9	f ₂ +w/2	5	36	229040	220002
LIK220.1318.05.IK	130	180	25	15.7	13.9	f ₂ +w/2	5	36	229040	220002
LIK220.1830.05.IK	180	300	25	15.7	13.9	f ₂ +w/2	5	36	229040	220002
LIK220.3000.05.IK	300	1000	25	15.7	13.9	f ₂ +w/2	5	36	229040	220002
LIK220.6075.06.IK	60	75	10-17	15.7	13.4	f ₂ +w/2	6	36	229050 • 229051	220002
LIK220.7595.06.IK	75	95	17-25	15.7	13.4	f ₂ +w/2	6	36	229050 • 229051	220002
LIK220.9513.06.IK	95	130	25	15.7	13.4	f ₂ +w/2	6	36	229050 • 229051	220002
LIK220.1318.06.IK	130	180	25	15.7	13.4	f ₂ +w/2	6	36	229050 • 229051	220002
LIK220.1830.06.IK	180	300	25	15.7	13.4	f ₂ +w/2	6	36	229050 • 229051	220002
LIK220.3000.06.IK	300	1000	25	15.7	13.4	f ₂ +w/2	6	36	229050 • 229051	220002

* 请注意刀片宽度
* Please note insert width

锁紧螺钉包含在刀杆内,不需要单独订购
The fastening screw is combined with the basic toolholder - no separate order required.

配件
Spare Parts

刀夹 Cassette	锁紧螺钉 Clamping Screw	TORX PLUS®扳手 TORX PLUS® Wrench
LIK220...	6.23T25P	T25PQ



L=左手型
L = left hand version

产品型号 Part number	D _{a min}	D _{a max}	t _{max}	b	f ₂	f ₃	w	l _k	HWS*	HMS
LIK220.6575.14.IK	65	75	10	15.7	14.4	f ₂ +w/2	4	36	229040	220002
LIK220.7595.14.IK	75	95	15	15.7	14.4	f ₂ +w/2	4	36	229040	220002
LIK220.9513.14.IK	95	130	15	15.7	14.4	f ₂ +w/2	4	36	229040	220002
LIK220.1830.14.IK	180	300	15	15.7	14.4	f ₂ +w/2	4	36	229040	220002
LIK220.6075.15.IK	60	75	10	15.7	13.9	f ₂ +w/2	5	36	229040	220002
LIK220.9513.15.IK	95	130	15	15.7	13.9	f ₂ +w/2	5	36	229040	220002
LIK220.1318.15.IK	130	180	15	15.7	13.9	f ₂ +w/2	5	36	229040	220002
LIK220.1830.15.IK	180	300	15	15.7	13.9	f ₂ +w/2	5	36	229040	220002
LIK220.6075.16.IK	130	180	10	15.7	13.4	f ₂ +w/2	6	36	229050 • 229051	220002
LIK220.7595.16.IK	75	95	15	15.7	13.4	f ₂ +w/2	6	36	229050 • 229051	220002
LIK220.9513.16.IK	95	130	15	15.7	13.4	f ₂ +w/2	6	36	229050 • 229051	220002
LIK220.1318.16.IK	130	180	15	15.7	13.4	f ₂ +w/2	6	36	229050 • 229051	220002
LIK220.1830.16.IK	180	300	15	15.7	13.4	f ₂ +w/2	6	36	229050 • 229051	220002

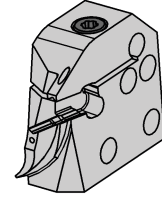
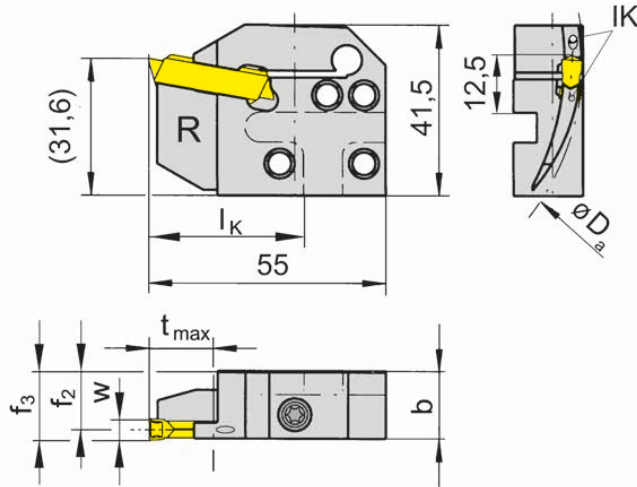
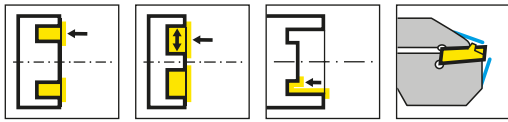
* 请注意刀片宽度
* Please note insert width

锁紧螺钉包含在刀杆内,不需要单独订购
The fastening screw is combined with the basic toolholder - no separate order required.

配件
Spare Parts

刀夹 Cassette	锁紧螺钉 Clamping Screw	TORX PLUS®扳手 TORX PLUS® Wrench
LIK220...	6.23T25P	T25PQ





R=右手型
R = right hand version

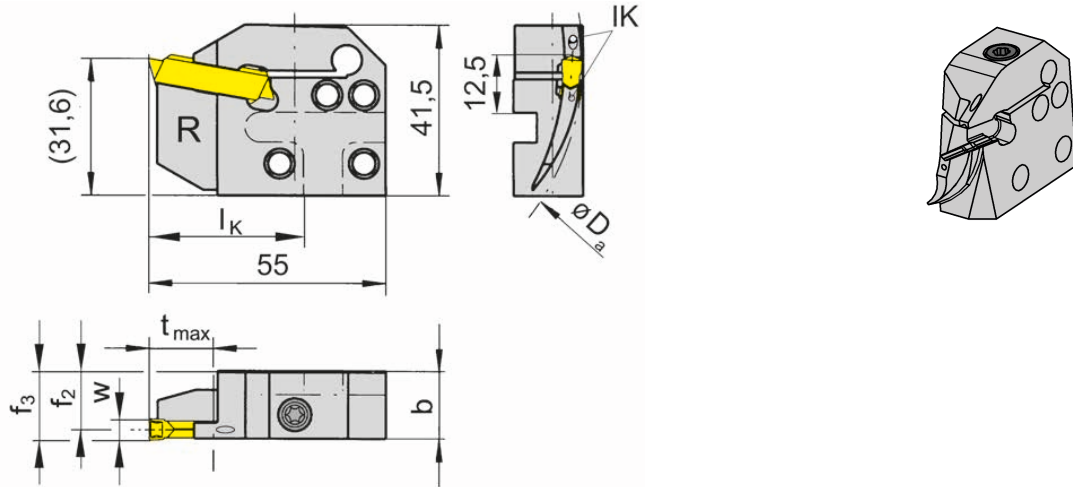
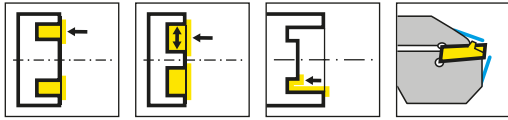
产品型号 Part number	D _{a min}	D _{a max}	t _{max}	b	f ₂	f ₃	w	l _k	HWS*	HMS
RIK220.6575.04.IK	65	75	10-15	15.7	14.4	f ₂ +w/2	4	36	229040	220001
RIK220.7595.04.IK	75	95	15-25	15.7	14.4	f ₂ +w/2	4	36	229040	220001
RIK220.9513.04.IK	95	130	25	15.7	14.4	f ₂ +w/2	4	36	229040	220001
RIK220.1318.04.IK	130	180	25	15.7	14.4	f ₂ +w/2	4	36	229040	220001
RIK220.1830.04.IK	180	300	25	15.7	14.4	f ₂ +w/2	4	36	229040	220001
RIK220.3000.04.IK	300	1000	25	15.7	14.4	f ₂ +w/2	4	36	229040	220001
RIK220.6075.05.IK	60	75	10-17	15.7	13.9	f ₂ +w/2	5	36	229040	220001
RIK220.7595.05.IK	75	95	17-25	15.7	13.9	f ₂ +w/2	5	36	229040	220001
RIK220.9513.05.IK	95	130	25	15.7	13.9	f ₂ +w/2	5	36	229040	220001
RIK220.1318.05.IK	130	180	25	15.7	13.9	f ₂ +w/2	5	36	229040	220001
RIK220.1830.05.IK	180	300	25	15.7	13.9	f ₂ +w/2	5	36	229040	220001
RIK220.3000.05.IK	300	1000	25	15.7	13.9	f ₂ +w/2	5	36	229040	220001
RIK220.6075.06.IK	60	75	10-17	15.7	13.4	f ₂ +w/2	6	36	229050 • 229051	220001
RIK220.7595.06.IK	75	95	17-25	15.7	13.4	f ₂ +w/2	6	36	229050 • 229051	220001
RIK220.9513.06.IK	95	130	25	15.7	13.4	f ₂ +w/2	6	36	229050 • 229051	220001
RIK220.1318.06.IK	130	180	25	15.7	13.4	f ₂ +w/2	6	36	229050 • 229051	220001
RIK220.1830.06.IK	180	300	25	15.7	13.4	f ₂ +w/2	6	36	229050 • 229051	220001
RIK220.3000.06.IK	300	1000	25	15.7	13.4	f ₂ +w/2	6	36	229050 • 229051	220001

* 请注意刀片宽度
* Please note insert width

锁紧螺钉包含在刀杆内,不需要单独订购
The fastening screw is combined with the basic toolholder - no separate order required.

配件
Spare Parts

刀夹 Cassette	锁紧螺钉 Clamping Screw	TORX PLUS®扳手 TORX PLUS® Wrench
RIK220...	6.23T25P	T25PQ



R=右手型
R = right hand version

产品型号 Part number	D _{a min}	D _{a max}	t _{max}	b	f ₂	f ₃	w	l _k	HWS*	HMS
RIK220.6575.14.IK	65	75	10	15.7	14.4	f ₂ +w/2	4	36	229040	220001
RIK220.7595.14.IK	75	95	15	15.7	14.4	f ₂ +w/2	4	36	229040	220001
RIK220.9513.14.IK	95	130	15	15.7	14.4	f ₂ +w/2	4	36	229040	220001
RIK220.1318.14.IK	130	180	15	15.7	14.4	f ₂ +w/2	4	36	229040	220001
RIK220.1830.14.IK	180	300	15	15.7	14.4	f ₂ +w/2	4	36	229040	220001
RIK220.6075.15.IK	60	75	10	15.7	13.9	f ₂ +w/2	5	36	229040	220001
RIK220.7595.15.IK	75	95	15	15.7	13.9	f ₂ +w/2	5	36	229040	220001
RIK220.9513.15.IK	95	130	15	15.7	13.9	f ₂ +w/2	5	36	229040	220001
RIK220.1318.15.IK	130	180	15	15.7	13.9	f ₂ +w/2	5	36	229040	220001
RIK220.1830.15.IK	180	300	15	15.7	13.9	f ₂ +w/2	5	36	229040	220001
RIK220.6075.16.IK	60	75	10	15.7	13.4	f ₂ +w/2	6	36	229050 • 229051	220001
RIK220.7595.16.IK	75	95	15	15.7	13.4	f ₂ +w/2	6	36	229050 • 229051	220001
RIK220.9513.16.IK	95	130	15	15.7	13.4	f ₂ +w/2	6	36	229050 • 229051	220001
RIK220.1318.16.IK	130	180	15	15.7	13.4	f ₂ +w/2	6	36	229050 • 229051	220001
RIK220.1830.16.IK	180	300	15	15.7	13.4	f ₂ +w/2	6	36	229050 • 229051	220001

* 请注意刀片宽度
* Please note insert width

锁紧螺钉包含在刀杆内,不需要单独订购
The fastening screw is combined with the basic toolholder - no separate order required.

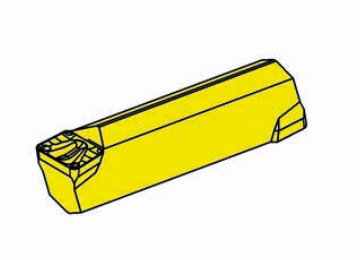
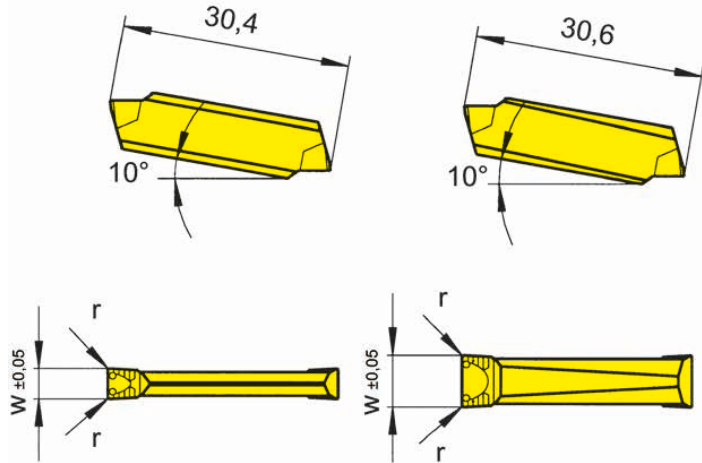
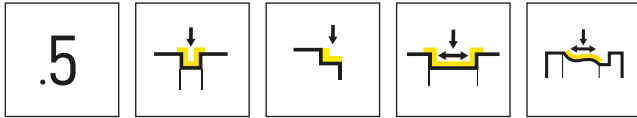
配件
Spare Parts

刀夹 Cassette	锁紧螺钉 Clamping Screw	TORX PLUS®扳手 TORX PLUS® Wrench
RIK220...	6.23T25P	T25PQ



可转位刀片 Indexable insert

S229



宽度4 - 5 mm
Width 4 - 5 mm

宽度 6 mm
Width 6 mm

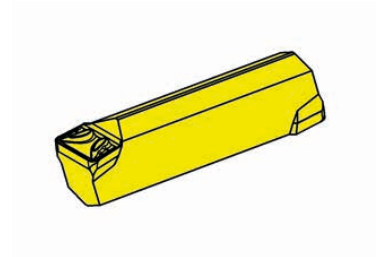
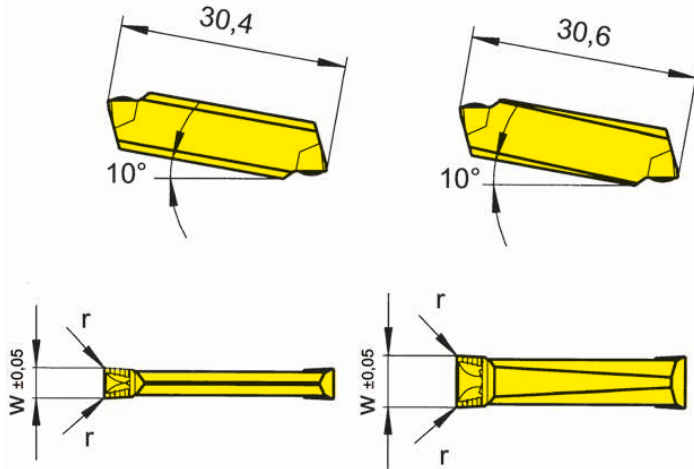
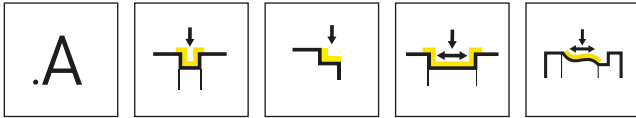
硬质合金牌号
Carbide grades
▲ 库存
on stock
△ 4周
4 weeks

产品型号 Part number	w	r	HIS	P20	AL96	AS62	IG66	TC92	TF45	TI22	TI25	TN32	TN35
S229.0400.52	4	0.2	229030 • 229040	△	△	▲	▲	△	▲	▲	▲	▲	▲
S229.0400.54	4	0.4	229030 • 229040	△	△	▲	▲	△	▲	▲	▲	▲	▲
S229.0500.54	5	0.4	229040	△	△	▲	▲	▲	▲	▲	▲	▲	▲
S229.0500.56	5	0.6	229040	△	△	▲	▲	△	▲	▲	▲	▲	▲
S229.0600.54	6	0.4	229051	△	△	▲	▲	▲	▲	▲	▲	▲	▲
S229.0600.56	6	0.6	229051	△	△	▲	▲	△	▲	▲	▲	▲	▲
P	●	●	●	●	●	●	●	●	●	●	●	●	●
M	-	-	-	●	-	●	-	●	-	●	-	-	●
K	-	●	-	-	-	-	-	-	●	-	●	-	●
N	-	●	-	-	-	-	-	-	●	-	●	-	●
S	-	-	-	O	-	-	-	-	●	-	●	-	●
H	-	-	-	-	-	-	-	-	-	-	-	-	-



可转位刀片 Indexable insert

S229



宽度4 - 5 mm
Width 4 - 5 mm

宽度 6 mm
Width 6 mm

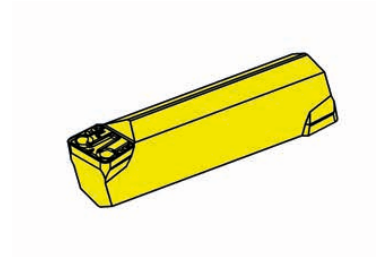
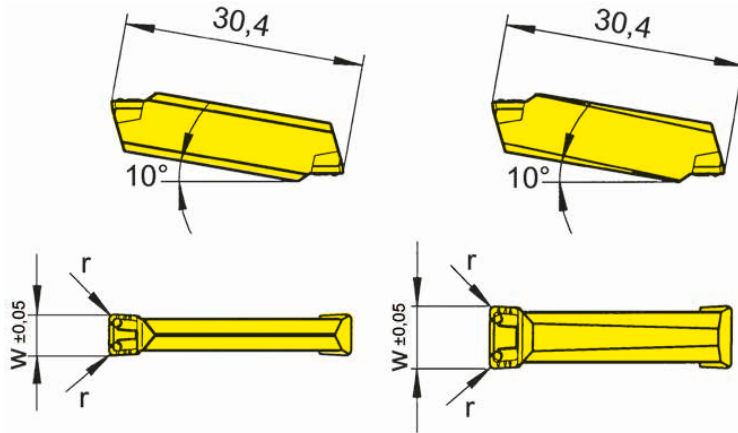
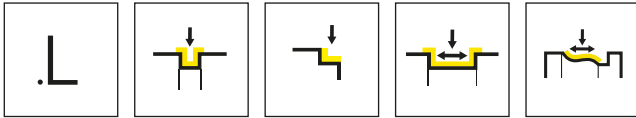
硬质合金牌号
Carbide grades
▲ 库存
on stock
△ 4周
4 weeks

产品型号 Part number	w	r	HIS	P20	AL96	AS62	IG66	TC92	TF42	TF45	TI22	TI25	TN32	TN35
S229.0400.A2	4	0.2	229030 • 229040	△	△	▲		△		▲	△	▲	▲	▲
S229.0400.A4	4	0.4	229030 • 229040		△	▲		△	▲	△	▲	▲	▲	▲
S229.0500.A4	5	0.4	229040			▲	▲	△		△	▲	△	▲	▲
S229.0600.A4	6	0.4	229051	△		▲			△	▲	▲	△	▲	▲
P	●	●	●	●	●	●	●	●	●	●	●	●	●	●
M	-	-	-	●	-	-	-	-	-	●	-	●	-	●
K	-	●	-	-	-	-	-	-	-	●	-	●	-	●
N	-	●	-	-	-	-	-	-	-	●	-	●	-	●
S	-	-	-	○	-	-	-	-	-	●	-	●	-	●
H	-	-	-	-	-	-	-	-	-	-	-	-	-	-

T

可转位刀片 Indexable insert

S229



宽度4 - 5 mm
Width 4 - 5 mm

宽度 6 mm
Width 6 mm

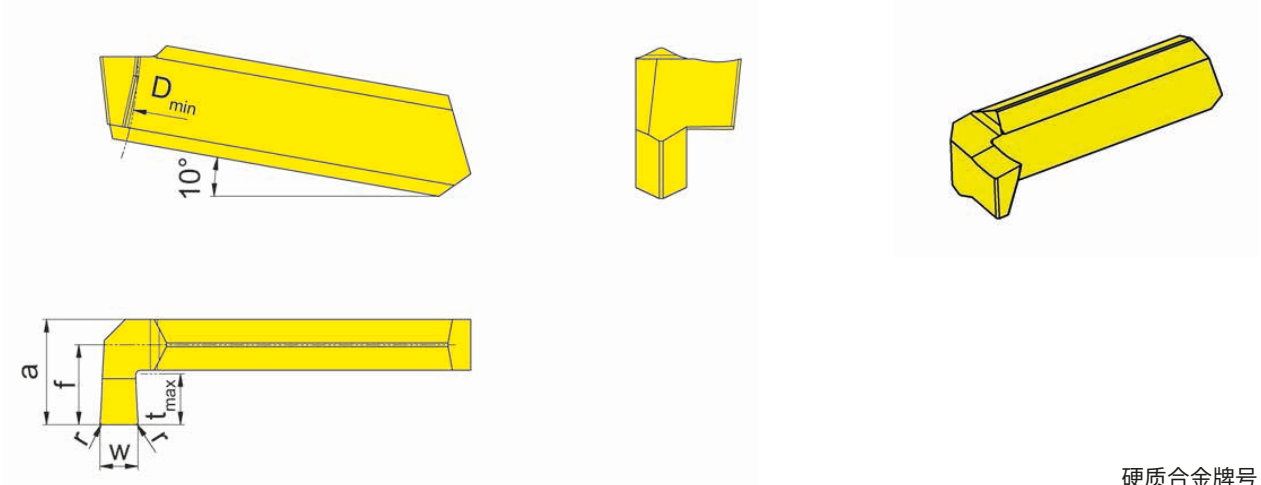
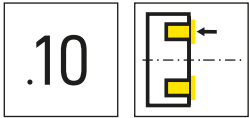
▲ 库存
on stock

硬质合金牌号
Carbide grades

△ 4周
4 weeks

产品型号 Part number	w	r	HIS	AL96	AS62	AS65	AS66	IG65	IG66	TF42	TI22
S229.0300.L6	3	0.6	229020 • 229030			▲		▲			
S229.0300.L8	3	0.8	229020 • 229030			▲		▲			
S229.0400.L4	4	0.4	229030 • 229040	▲	▲		▲		▲	▲	▲
S229.0500.L4	5	0.4	229040	▲	▲		▲		▲	▲	▲
S229.0500.L6	5	0.6	229040	▲	▲		▲		▲	▲	▲
S229.0600.L4	6	0.4	229050	△	▲		▲		▲	▲	▲
S229.0600.L6	6	0.6	229050	△	▲		▲		▲	▲	▲
P	●	●	●	●	●	●	●	●	●	●	●
M	-	-	O	O	●	●	-	-	-	-	-
K	●	-	O	●	-	-	-	-	-	-	-
N	●	-	-	●	-	-	-	-	-	-	-
S	-	-	-	O	O	O	-	-	-	-	-
H	-	-	-	-	-	-	-	-	-	-	-





R=右手型-如图
R = right hand version shown

L=左手型
L = left hand version

▲ 库存
on stock


硬质合金牌号
Carbide grades

△ 4周
4 weeks

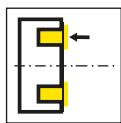
产品型号 Part number	w	r	t _{max}	a	f	D _{min}	HIS	AS65
R229.3040.HA50.12	3	0.2	4	8.3	6.3	50	229040	△
R229.4040.HA50.12	4	0.2	4	8.3	6.3	50	229040	△
L229.3040.HA50.12	3	0.2	4	8.3	6.3	50	229040	△
L229.4040.HA50.12	4	0.2	4	8.3	6.3	50	229040	△

P	●
M	○
K	○
N	-
S	-
H	-





刀杆
Toolholder
221/228




页/Page
586-587

可转位刀片
Indexable insert
231/N231



页/Page
588

231



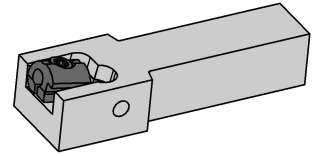
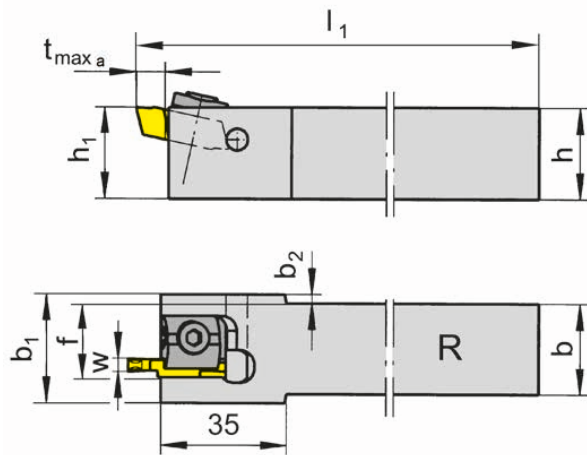
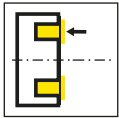
T

刀杆和刀片

槽宽 3 - 10 mm

Toolholder and Inserts

Width of groove 3 - 10 mm



R=右手型-如图
R = right hand version shown

L=左手型
L = left hand version

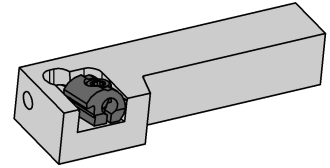
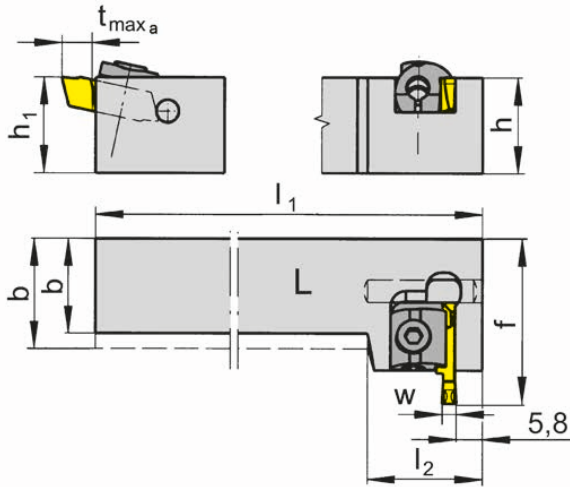
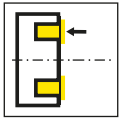
产品型号 Part number	h	b	l ₁	h ₁	b ₁	f	t _{max a}	b ₂	D _{a min}	夹持范围 Clamping range	HWS
R221.2020.04	20	20	125	20	28	17.9	8	4	40	3.0-4.0	23104R • 23104N
R221.2525.04	25	25	150	25	28	20.4	8	1.5	40	3.0-4.0	23104R • 23104N
R221.2020.05	20	20	125	20	30	18.9	8	5	40	4.1-6.0	23105R • 23105N
R221.2525.05	25	25	150	25	30	21.4	8	2.5	40	4.1-6.0	23105R • 23105N
R221.2020.07	20	20	125	20	32	19.9	8	6	40	6.1-8.0	23107R • 23107N
R221.2525.07	25	25	150	25	32	22.4	8	3.5	40	6.1-8.0	23107R • 23107N
R221.2020.09	20	20	125	20	34	20.9	8	7	40	8.1-10.0	23109R • 23109N
R221.2525.09	25	25	150	25	34	23.4	8	4.5	40	8.1-10.0	23109R • 23109N
L221.2020.04	20	20	125	20	28	17.9	8	4	40	3.0-4.0	23104L • 23104N
L221.2525.04	25	25	150	25	28	20.4	8	1.5	40	3.0-4.0	23104L • 23104N
L221.2020.05	20	20	125	20	30	18.9	8	5	40	4.1-6.0	23105L • 23105N
L221.2525.05	25	25	150	25	30	21.4	8	2.5	40	4.1-6.0	23105L • 23105N
L221.2020.07	20	20	125	20	32	19.9	8	6	40	6.1-8.0	23107L • 23107N
L221.2525.07	25	25	150	25	32	22.4	8	3.5	40	6.1-8.0	23107L • 23107N
L221.2020.09	20	20	125	20	34	20.9	8	7	40	8.1-10.0	23109L • 23109N
L221.2525.09	25	25	150	25	34	23.4	8	4.5	40	8.1-10.0	23109L • 23109N

w见刀片
w see indexable inserts

根据切槽深度的不同，该刀柄的使用直径范围从 Da = 30 mm 到 ∞。
This toolholder can be used from Da = 30 mm up to ∞ depending on grooving depth.

配件
Spare Parts

刀杆 Toolholder	压板 Clamping element	TORX PLUS®扳手 TORX PLUS® Wrench
R/L221...	01.60.12	T20PQ



L=左手型-如图
L = left hand version shown

R=右手型
R = right hand version

产品型号 Part number	h	b	h ₁	f	t _{max a}	D _{a min}	l ₁	l ₂	夹持范围 Clamping range	HWS
R228.2020.04	20	20	20	38.5	8	40	125	35.5	3.0-4.0	23104R • 23104N
R228.2525.04	25	25	25	38.5	8	40	150	35.5	3.0-4.0	23104R • 23104N
R228.2020.05	20	20	20	38.5	8	40	125	35.5	4.1-6.0	23105R • 23105N
R228.2525.05	25	25	25	38.5	8	40	150	35.5	4.1-6.0	23105R • 23105N
R228.2020.07	20	20	20	38.5	8	40	125	35.5	6.1-8.0	23107R • 23107N
R228.2525.07	25	25	25	38.5	8	40	150	35.5	6.1-8.0	23107R • 23107N
R228.2020.09	20	20	20	38.5	8	40	125	35.5	8.1-10.0	23109R • 23109N
R228.2525.09	25	25	25	38.5	8	40	150	35.5	8.1-10.0	23109R • 23109N
L228.2020.04	20	20	20	38.5	8	40	125	35.5	3.0-4.0	23104L • 23104N
L228.2525.04	25	25	25	38.5	8	40	150	35.5	3.0-4.0	23104L • 23104N
L228.2020.05	20	20	20	38.5	8	40	125	35.5	4.1-6.0	23105L • 23105N
L228.2525.05	25	25	25	38.5	8	40	150	35.5	4.1-6.0	23105L • 23105N
L228.2525.07	25	25	25	38.5	8	40	150	35.5	6.1-8.0	23107L • 23107N
L228.2020.09	20	20	20	38.5	8	40	125	35.5	8.1-10.0	23109L • 23109N
L228.2525.09	25	25	25	38.5	8	40	150	35.5	8.1-10.0	23109L • 23109N

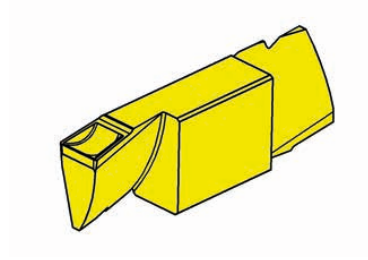
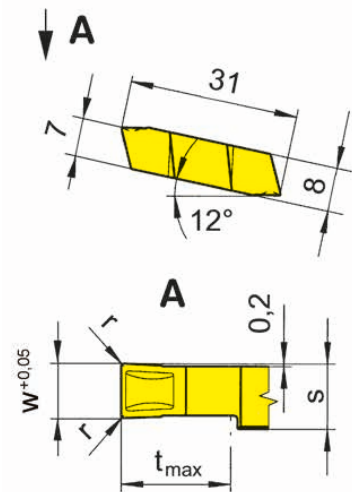
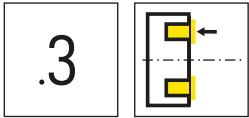
w见刀片
w see indexable inserts

根据切槽深度的不同，该刀柄的使用直径范围从 Da = 30 mm 到 ∞。
This toolholder can be used from Da = 30 mm up to ∞ depending on grooving depth.

配件
Spare Parts

刀杆 Toolholder	压板 Clamping element	TORX PLUS®扳手 TORX PLUS® Wrench
R/L228...	01.60.12	T20PQ





硬质合金牌号
Carbide grades

▲ 库存
on stock


△ 4周
4 weeks

产品型号 Part number	w	r	t _{max}	s	D _{a min}	HIS	TN35
R231.4030.32	3	0.2	8	3.8	40	23104R	▲
R231.4040.32	4	0.2	8	3.8	40	23104R	▲
R231.4050.34	5	0.4	8	5.8	40	23105R	▲
L231.4030.32	3	0.2	8	3.8	40	23104L	▲
L231.4040.32	4	0.2	8	3.8	40	23104L	▲
L231.4050.34	5	0.4	8	5.8	40	23105L	▲
N231.4060.34	6	0.4	8	5.8	40	23105N	▲
N231.4070.36	7	0.6	8	7.8	40	23107N	△
N231.4080.36	8	0.6	8	7.8	40	23107N	▲
N231.4090.38	9	0.8	8	9.8	40	23109N	△
N231.4100.38	10	0.8	8	9.8	40	23109N	△

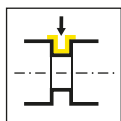
槽外径Ø<40mm时可定制非标产品
Outer-Ø of groove < 40 mm upon request.

P	●
M	●
K	●
N	●
S	●
H	-

T

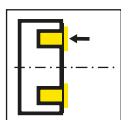


刀杆
Toolholder
360/369




页/Page
592-593

可转位刀片
Indexable insert
312



页/Page
594

312



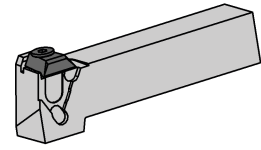
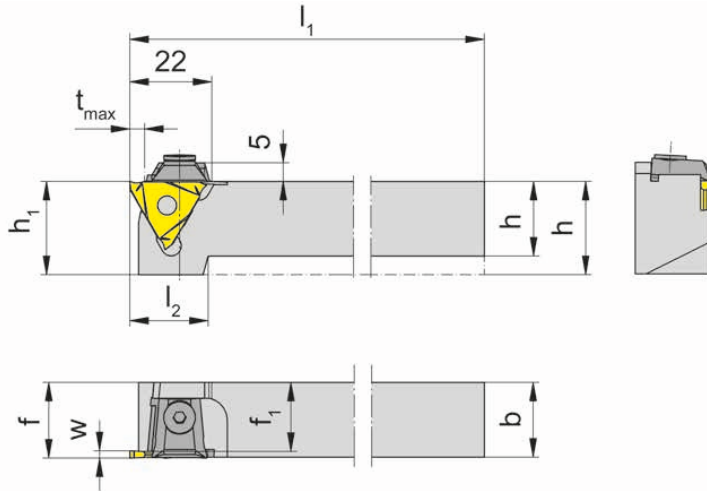
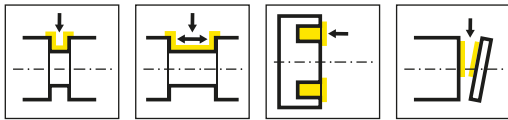
T

刀杆和刀片

槽宽1.5 - 5 mm

Toolholder and Inserts

Width of groove 1,5 - 5 mm



R=右手型-如图
R = right hand version shown

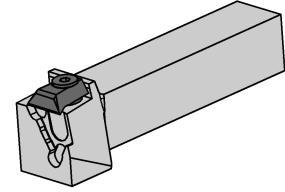
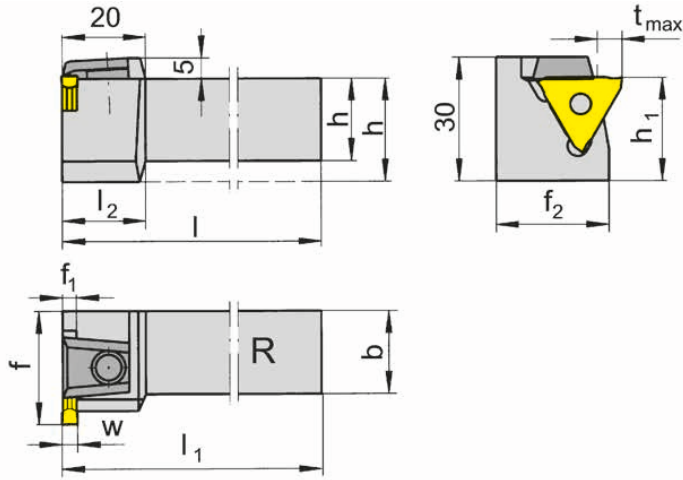
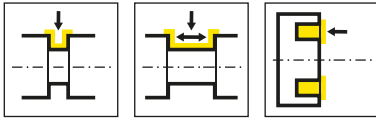
L=左手型
L = left hand version

产品型号 Part number	h	b	l ₁	l ₂	h ₁	f ₁	f	t _{max}	夹持范围 Clamping range	HWS
R360.1212.02	12	12	100	24	25	9.5	f ₁ +w-a ₁	6	1.9-2.9	31202N • 31202R • 31202L
R360.1616.02	16	16	125	22	25	13.5	f ₁ +w-a ₁	6	1.9-2.9	31202N • 31202R • 31202L
R360.2020.02	20	20	125	21	25	17.5	f ₁ +w-a ₁	6	1.9-2.9	31202N • 31202R • 31202L
R360.2525.02	25	25	150	-	25	22.5	f ₁ +w-a ₁	6	1.9-2.9	31202N • 31202R • 31202L
R360.3232.02	32	32	170	-	32	29.5	f ₁ +w-a ₁	6	1.9-2.9	31202N • 31202R • 31202L
R360.1212.03	12	12	100	24	25	8.5	f ₁ +w-a ₁	6	2.9-3.9	31203N • 31203R • 31203L
R360.1616.03	16	16	125	22	25	12.5	f ₁ +w-a ₁	6	2.9-3.9	31203N • 31203R • 31203L
R360.2020.03	20	20	125	21	25	16.5	f ₁ +w-a ₁	6	2.9-3.9	31203N • 31203R • 31203L
R360.2525.03	25	25	150	-	25	21.5	f ₁ +w-a ₁	6	2.9-3.9	31203N • 31203R • 31203L
R360.3232.03	32	32	170	-	32	28.5	f ₁ +w-a ₁	6	2.9-3.9	31203N • 31203R • 31203L
L360.1212.02	12	12	100	24	25	9.5	f ₁ +w-a ₁	6	1.9-2.9	31202N • 31202R • 31202L
L360.1616.02	16	16	125	22	25	13.5	f ₁ +w-a ₁	6	1.9-2.9	31202N • 31202R • 31202L
L360.2020.02	20	20	125	21	25	17.5	f ₁ +w-a ₁	6	1.9-2.9	31202N • 31202R • 31202L
L360.2525.02	25	25	150	-	25	22.5	f ₁ +w-a ₁	6	1.9-2.9	31202N • 31202R • 31202L
L360.3232.02	32	32	170	-	32	29.5	f ₁ +w-a ₁	6	1.9-2.9	31202N • 31202R • 31202L
L360.1212.03	12	12	100	24	25	8.5	f ₁ +w-a ₁	6	2.9-3.9	31203N • 31203R • 31203L
L360.1616.03	16	16	125	22	25	12.5	f ₁ +w-a ₁	6	2.9-3.9	31203N • 31203R • 31203L
L360.2020.03	20	20	125	21	25	16.5	f ₁ +w-a ₁	6	2.9-3.9	31203N • 31203R • 31203L
L360.2525.03	25	25	150	-	25	21.5	f ₁ +w-a ₁	6	2.9-3.9	31203N • 31203R • 31203L
L360.3232.03	32	32	170	-	32	28.5	f ₁ +w-a ₁	6	2.9-3.9	31203N • 31203R • 31203L

w, a1见刀片
w, a1 see indexable inserts

配件
Spare Parts

刀杆 Toolholder	压板 Clamping element
R/L360.1...	11.3
R/L360...	16.4



R=右手型-如图
R = right hand version shown

L=左手型
L = left hand version

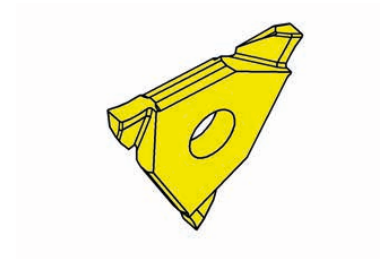
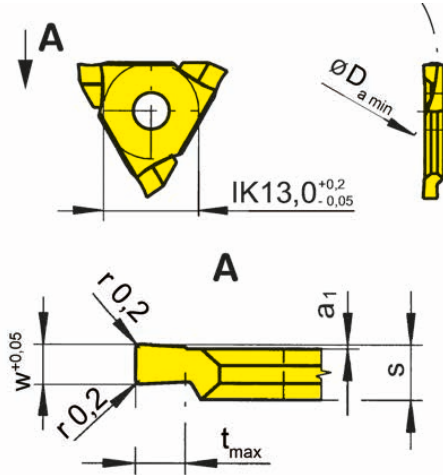
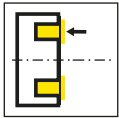
产品型号 Part number	h	b	l	l ₁	l ₂	h ₁	f	t _{max}	f ₁	f ₂	夹持范围 Clamping range	HWS
R369.2020.02	20	20	125	l-f ₁ +w-a ₁	20	25	27	6	2.5	23.5	1.9-2.9	31202N • 31202R • 31202L
R369.2525.02	25	25	150	l-f ₁ +w-a ₁	-	25	32	6	2.5	28.5	1.9-2.9	31202N • 31202R • 31202L
R369.2020.03	20	20	125	l-f ₁ +w-a ₁	20	25	27	6	3.5	23.5	2.9-3.9	31203N • 31203R • 31203L
R369.2525.03	25	25	150	l-f ₁ +w-a ₁	-	25	32	6	3.5	28.5	2.9-3.9	31203N • 31203R • 31203L
L369.2020.02	20	20	125	l-f ₁ +w-a ₁	20	25	27	6	2.5	23.5	1.9-2.9	31202N • 31202R • 31202L
L369.2525.02	25	25	150	l-f ₁ +w-a ₁	-	25	32	6	2.5	28.5	1.9-2.9	31202N • 31202R • 31202L
L369.2020.03	20	20	125	l-f ₁ +w-a ₁	20	25	27	6	3.5	23.5	2.9-3.9	31203N • 31203R • 31203L
L369.2525.03	25	25	150	l-f ₁ +w-a ₁	-	25	32	6	3.5	28.5	2.9-3.9	31203N • 31203R • 31203L

w,a1见刀片
w, a1 see indexable inserts

配件
Spare Parts

刀杆 Toolholder	压板 Clamping element
R/L369...	16.4






R=右手型-如图
R = right hand version shown

L=左手型
L = left hand version

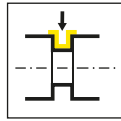
硬质合金牌号
Carbide grades
▲ 库存
on stock
△ 4周
4 weeks

产品型号 Part number	w	t _{max}	a ₁	s	D _{a min}	HIS	MG12	EG55	TN35
R312.2015.02	1.5	2	0.2	2.7	20	31202N • 31202R • 31202R		▲	▲
R312.3020.02	2	3	0.2	2.7	30	31202N • 31202R • 31202R		▲	▲
R312.3030.02	3	3	0.2	3.7	30	31203N • 31203R • 31203R		▲	▲
R312.3050.02	5	3.5	0.2	5.3	30	31204N • 31204R • 31204R		△	
L312.2015.02	1.5	2	0.2	2.7	20	31202N • 31202R • 31202L		▲	▲
L312.3020.02	2	3	0.2	2.7	30	31202N • 31202R • 31202L	△	▲	▲
L312.3030.02	3	3	0.2	3.7	30	31203N • 31203R • 31203L		▲	▲
L312.3050.02	5	3.5	0.2	5.3	30	31204N • 31204R • 31204L		△	
							P	●	●
							M	-	●
							K	-	●
							N	-	●
							S	-	●
							H	-	-

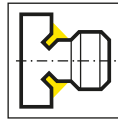
T



刀杆
Toolholder
356/357

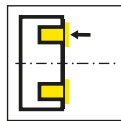


页/Page
598-599



页/Page
600

可转位刀片
Indexable insert
A315




页/Page
601-603

技术信息
Technical Instructions

页/Page
604

A315



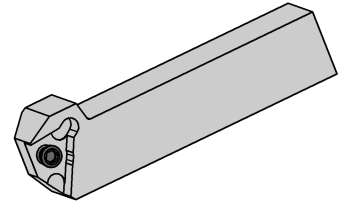
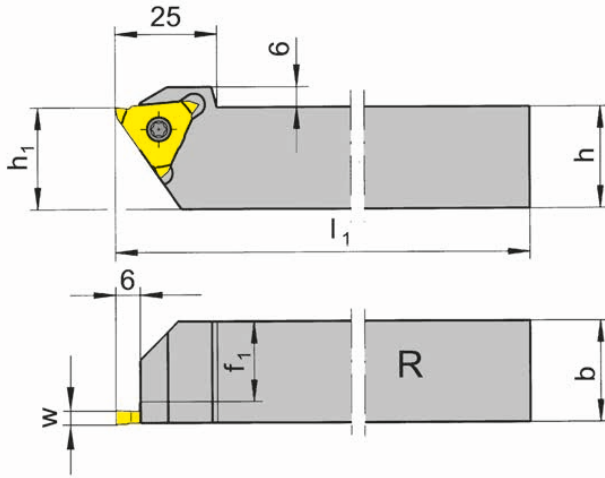
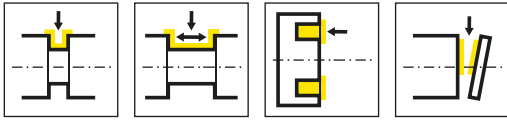
T

刀杆和刀片

槽宽1.5 - 3 mm

Toolholder and Inserts

Width of groove 1,5 - 3 mm



R=右手型-如图
R = right hand version shown

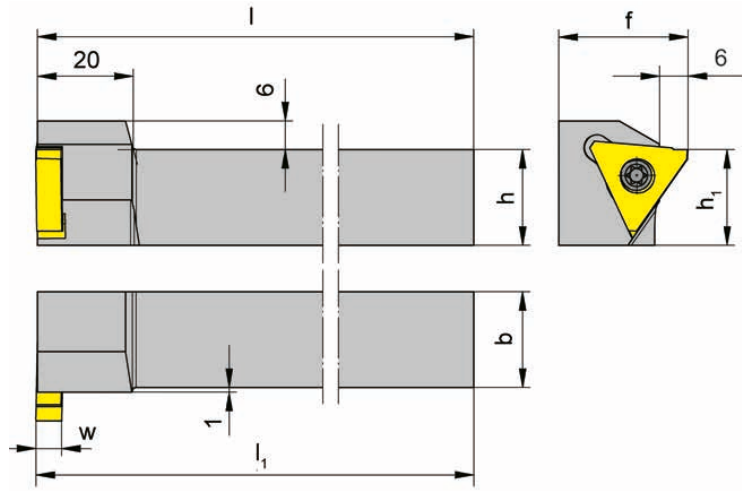
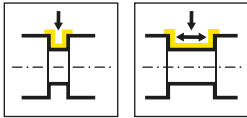
L=左手型
L = left hand version

产品型号 Part number	h	b	l ₁	h ₁	f ₁	HWS
R356.1616.03	16	16	125	20	13	31503R
R356.2020.03	20	20	125	20	17	31503R
R356.2525.03	25	25	150	25	22	31503R
R356.3232.03	32	32	170	32	29	31503R
R356.1616.05	16	16	125	20	10.8	31505R
R356.2020.05	20	20	125	20	14.8	31505R
R356.2525.05	25	25	150	25	19.8	31505R
R356.3232.05	32	32	170	32	26.8	31505R
R356.2525.07	25	25	150	25	18	31507R
R356.2020.07	20	20	125	20	13	31507R
R356.3232.07	32	32	170	32	25	31507R
L356.1616.03	16	16	125	20	13	31503L
L356.2020.03	20	20	125	20	17	31503L
L356.2525.03	25	25	150	25	22	31503L
L356.3232.03	32	32	170	32	29	31503L
L356.1616.05	16	16	125	20	10.8	31505L
L356.2020.05	20	20	125	20	14.8	31505L
L356.2525.05	25	25	150	25	19.8	31505L
L356.3232.05	32	32	170	32	26.8	31505L
L356.2525.07	25	25	150	25	18	31507L
L356.2020.07	20	20	125	20	13	31507L
L356.3232.07	32	32	170	32	25	31507L

w见刀片
w see indexable inserts

配件
Spare Parts

刀杆 Toolholder	锁紧螺钉 Clamping Screw	TORX PLUS®扳手 TORX PLUS® Wrench
R/L356...	5.12T20P	T20PQ
R/L356...07	5.15T20P	T20PQ



R=右手型-如图
R = right hand version shown

L=左手型
L = left hand version

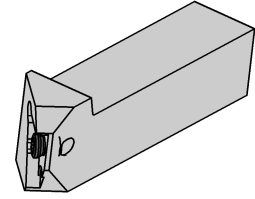
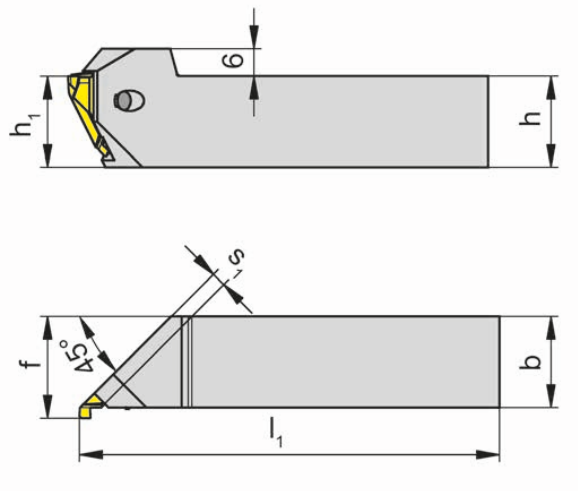
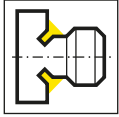
产品型号 Part number	h	b	l ₁	l	h ₁	f	HWS
R357.2020.05	20	20	125.3	125	20	27	31505L
R357.2525.05	25	25	150.3	150	25	32	31505L
L357.2020.05	20	20	125.3	125	20	27	31505R
L357.2525.05	25	25	150.3	150	25	32	31505R

w见刀片
w see indexable inserts

配件
Spare Parts

刀杆 Toolholder	锁紧螺钉 Clamping Screw	TORX PLUS®扳手 TORX PLUS® Wrench
R/L357...	5.12T20P	T20PQ

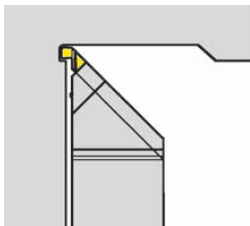




R=右手型-如图
R = right hand version shown

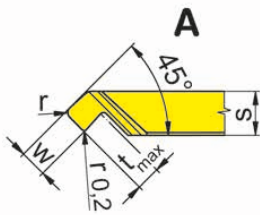
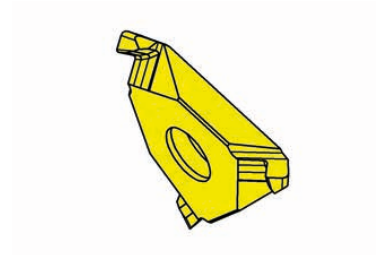
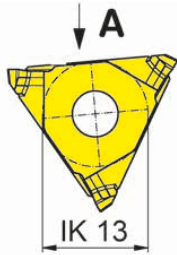
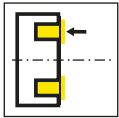
L=左手型
L = left hand version

产品型号 Part number	h	b	l ₁	h ₁	f	s ₁	HWS
R356.1616.45.03	16	16	125	16	18.3	3.25	31503L
R356.2020.45.03	20	20	125	20	22.3	3.25	31503L
R356.2525.45.03	25	25	150	25	27.3	3.25	31503L
L356.1616.45.03	16	16	125	16	18.3	3.25	31503R
L356.2020.45.03	20	20	125	20	22.3	3.25	31503R
L356.2525.45.03	25	25	150	25	27.3	3.25	31503R



配件
Spare Parts

刀杆 Toolholder	锁紧螺钉 Clamping Screw	TORX PLUS®扳手 TORX PLUS® Wrench
R/L356...	5F.08T20P	T20PQ



L=左手型-如图
L = left hand version shown

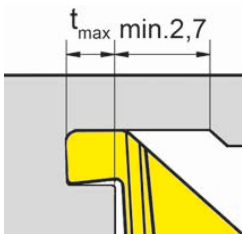
R=右手型
R = right hand version

▲ 库存
on stock

硬质合金牌号
Carbide grades
▲ 4周
4 weeks

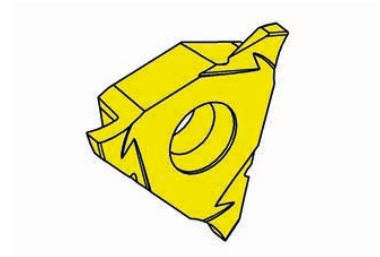
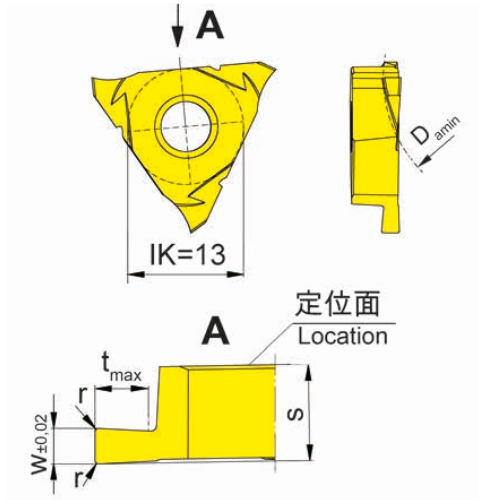
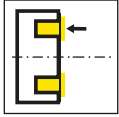
产品型号 Part number	w	r	t _{max}	D _{a min}	s	HIS	TH35	TN35
RA315.0815.45.04L	1.5	0.4	1.6	8	3.25	31503R	▲	▲
RA315.1220.45.05L	2	0.5	1.8	12	3.25	31503R	▲	▲
RA315.2024.45.06L	2.4	0.6	2	20	3.25	31503R	△	▲
LA315.0815.45.04R	1.5	0.4	1.6	8	3.25	31503L	▲	▲
LA315.1220.45.05R	2	0.5	1.8	12	3.25	31503L	▲	▲
LA315.2024.45.06R	2.4	0.6	2	20	3.25	31503L	▲	▲

在轴向加工前必须先完成退刀槽。
The undercut must be placed BEFORE the axial machining!



P	●	●
M	●	●
K	●	●
N	●	●
S	●	●
H	-	-





R=右手型-如图
R = right hand version shown

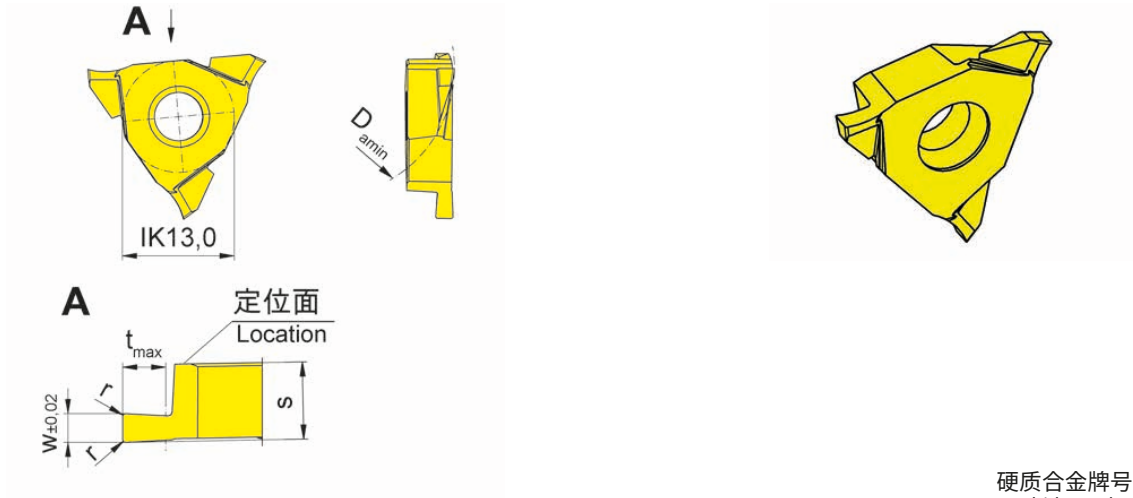
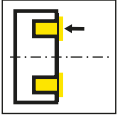
L=左手型
L = left hand version

▲ 库存
on stock

硬质合金牌号
Carbide grades
▲ 4周
4 weeks

产品型号 Part number	w	r	t _{max}	D _{a min}	s	HIS	TH35	TN35
RA315.2015.02R	1.5	0.2	2	20	5.4	31505R	Δ	
RA315.2015.02L	1.5	0.2	2	20	5.4	31505R	▲	
RA315.3020.02R	2	0.2	3	30	5.4	31505R	▲	
RA315.3020.02L	2	0.2	3	30	5.4	31505R	▲	
RA315.3030.02R	3	0.2	3	30	5.4	31505R	Δ	
RA315.3030.02L	3	0.2	3	30	5.4	31505R	▲	
LA315.2015.02R	1.5	0.2	2	20	5.4	31505L	▲	
LA315.2015.02L	1.5	0.2	2	20	5.4	31505L	Δ	
LA315.3020.02R	2	0.2	3	30	5.4	31505L	▲	Δ
LA315.3020.02L	2	0.2	3	30	5.4	31505L	Δ	
LA315.3030.02R	3	0.2	3	30	5.4	31505L	▲	
LA315.3030.02L	3	0.2	3	30	5.4	31505L	Δ	
							P ● ●	
							M ● ●	
							K ● ●	
							N ● ●	
							S ● ●	
							H - -	

T



R=右手型-如图
R = right hand version shown

硬质合金牌号
Carbide grades
▲ 库存 on stock
△ 4周 4 weeks

产品型号 Part number	w	r	t _{max}	D _{a min}	s	HIS	TH35	TN35
RA315.2015.02R	1.5	0.2	2	20	5.4	31505R	△	
RA315.3020.02R	2	0.2	3	30	5.4	31505R	▲	
RA315.3030.02R	3	0.2	3	30	5.4	31505R	△	
LA315.2015.02R	1.5	0.2	2	20	5.4	31505L	▲	
LA315.3020.02R	2	0.2	3	30	5.4	31505L	▲	△
LA315.3030.02R	3	0.2	3	30	5.4	31505L	▲	
							P ● ●	
							M ● ●	
							K ● ●	
							N ● ●	
							S ● ●	
							H - -	



刀夹的选择

选择适合加工的端面槽大径的刀夹

Cassette Selection

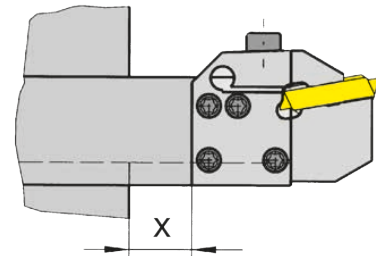
Select the cassette to suit the major diameter of the face groove to be cut.

稳定设置

刀具应该使用允许的最小悬伸以达到最大的稳定性。

Stable Setup

The tool should be set to give the minimum overhang to achieve maximum stability.

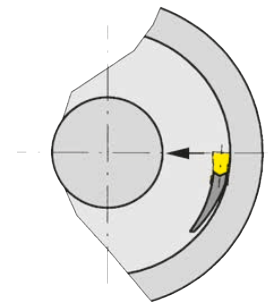


实践

当车端面槽时加工方向是由大径 \varnothing -向小径 \varnothing 。

Working Practice

When turning to open up the face groove the cut should be taken from the major \varnothing towards the minor \varnothing .

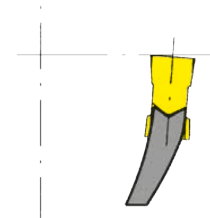


刀具设置

刀具应设定至中心高,确保正确的切削和支撑间隙。

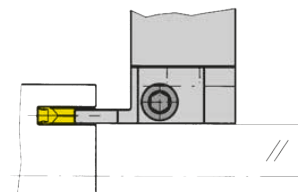
Tool Setup


The tool should be set to centre height to ensure correct cutting and support clearance.



刀具必须平行于工件旋转轴。

The tool must be set parallel to the rotation axis of the workpiece.

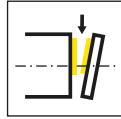




U

系列/System	页/Page
100	606
223	636
S224	642
229	660
264	670
274	680
312	696
316	708

刀杆
Toolholder
H100



页/Page
608-624

刀片
Insert
S100



页/Page
625



页/Page
626



页/Page
627



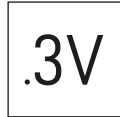
页/Page
628



页/Page
629



页/Page
630



页/Page
631, 633



页/Page
632, 634

技术信息
Technical Instructions

页/Page
713

100



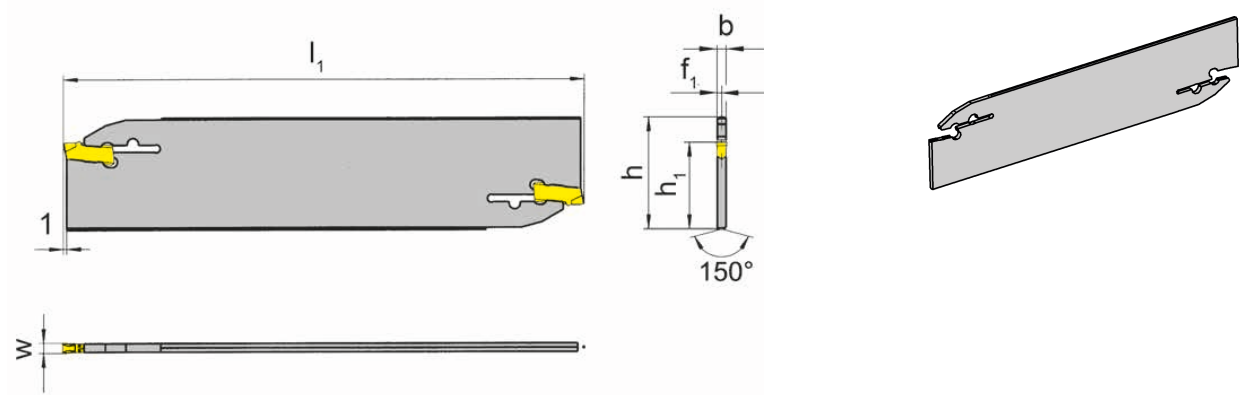
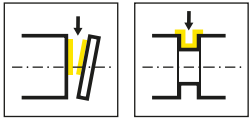
刀杆和刀片

槽宽2 - 6 mm
槽深可达55 mm

Toolholder and Inserts

Width of groove 2 - 6 mm
Depth of groove up to 55 mm

U

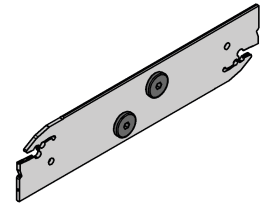
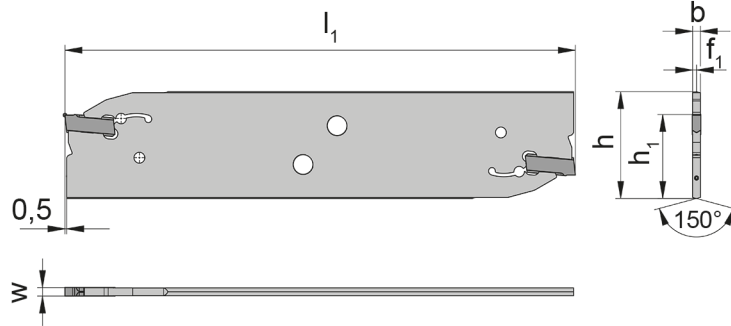
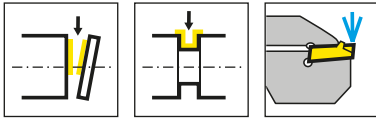


产品型号 Part number	h	b	l_1	h_1	f_1	t_{max}	HWS
H100.2601.01	26	1.5	110	21.4	0.75	25	100018
H100.2602.02	26	1.9	110	21.4	0.95	37.5	100028
H100.2603.03	26	2.3	110	21.4	1.15	37.5	100038
H100.2604.04	26	3.1	110	21.8	1.65	40	100048
H100.3201.01	32	1.5	150	24.8	0.75	25	100018
H100.3202.02	32	1.9	150	24.8	0.95	50	100028
H100.3203.03	32	2.3	150	24.8	1.15	50	100038
H100.3204.04	32	3.1	160	24.8	1.65	55	100048
H100.3205.05	32	3.9	160	24.8	2	55	100058

w见刀片
w see inserts

扳手P39L不包含在刀板中, 需单独订购!
Wrench P39L is not combined with toolholder - separate order required!

U



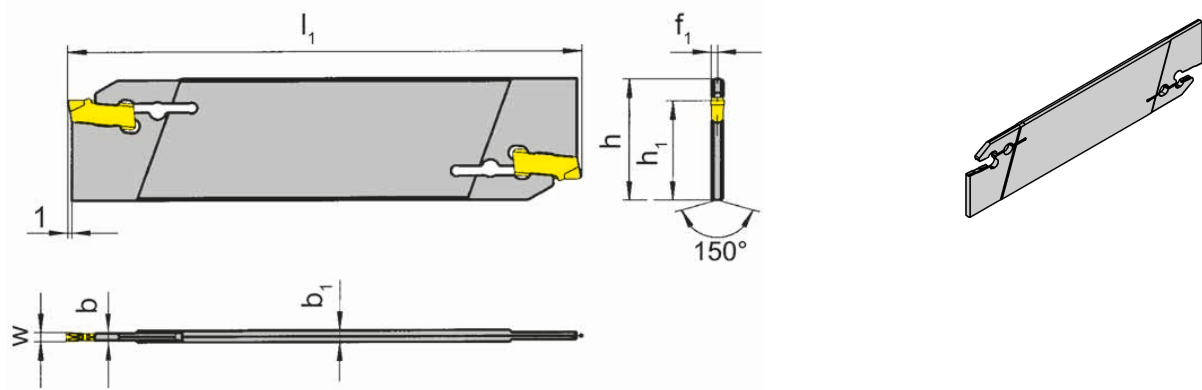
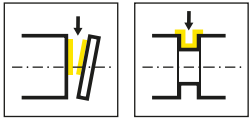
产品型号 Part number	h	b	l ₁	h ₁	f ₁	t _{max}	HWS
H100.2602.8.02.IK	26	1.9	110	21.4	0.95	35	100029 • 100028
H100.2603.8.03.IK	26	2.3	110	21.4	1.15	35	100039 • 100038
H100.2604.8.04.IK	26	3.1	110	21.4	1.55	35	100049 • 100048
H100.3202.8.02.IK	32	1.9	150	24.8	0.95	55	100029 • 100028
H100.3203.8.03.IK	32	2.3	150	24.8	1.15	60	100039 • 100038
H100.3204.8.04.IK	32	3.1	150	24.8	1.55	60	100049 • 100048

P101.02扳手不包括在铣刀中-需另行订购!
Wrench P101.02 is not combined with slotting cutter - separate order required!

配件
Spare Parts

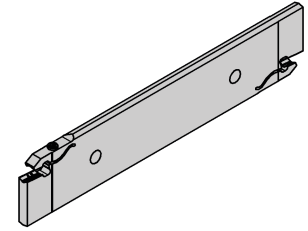
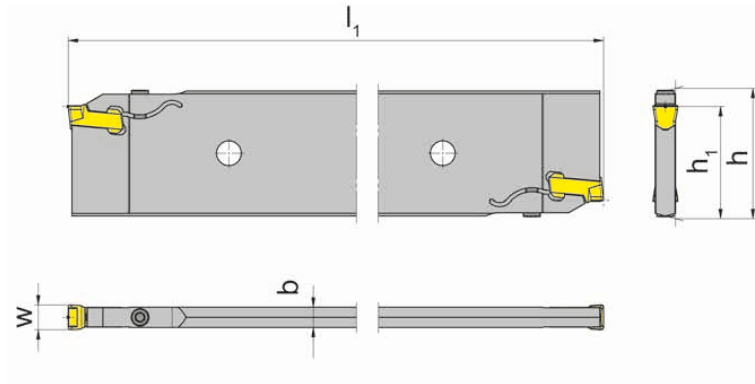
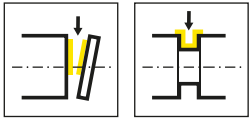
刀杆 Toolholder	冷却塞 Coolant plug
H100...	020.IK01.5732





产品型号 Part number	h	b	l ₁	h ₁	f ₁	t _{max}	b ₁	HWS
H100.2603.01	26	1.5	110	21.4	1.15	21	2.3	100018
H100.2603.02	26	1.9	110	21.4	1.15	21	2.3	100028
H100.3203.01	32	1.5	150	24.8	1.15	25	2.3	100018
H100.3203.02	32	1.9	150	24.8	1.15	25	2.3	100028

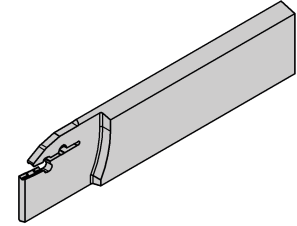
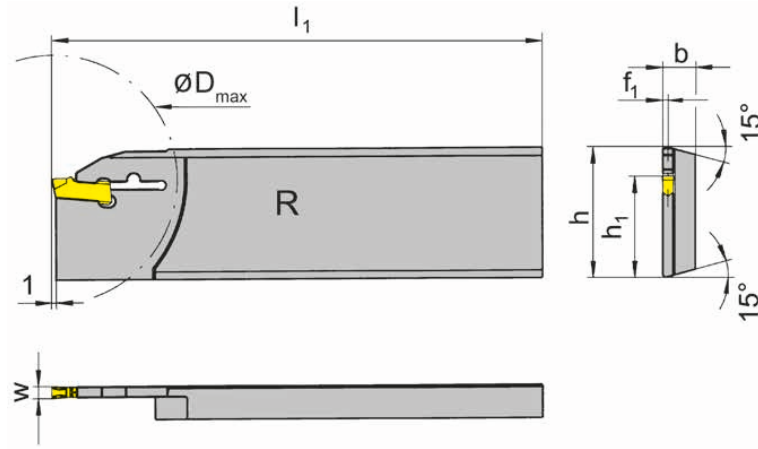
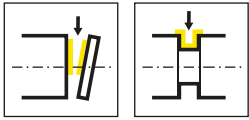
扳手P39L不包含在刀板中, 需单独订购!
Wrench P39L is not combined with toolholder - separate order required!



产品型号 Part number	h	b	l ₁	h ₁	HWS
H100.5208.26.08	52.6	7.4	260	45	100088
H100.5210.26.10	52.6	8.2	260	45	100108
H100.5212.26.12	52.6	10.4	260	45	100128

配件
Spare Parts

刀杆 Toolholder	锁紧螺钉 Clamping Screw	TORX PLUS®扳手 TORX PLUS® Wrench
H100...	5.13T20P	T20PQ



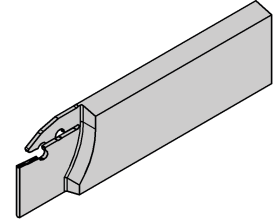
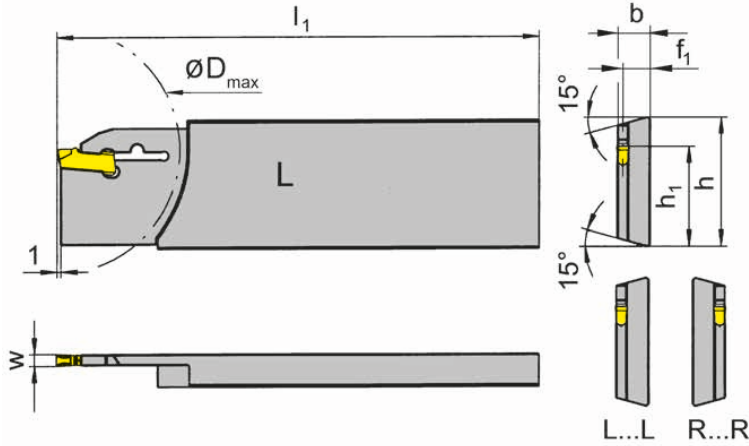
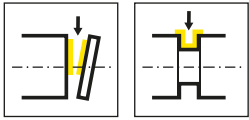
R=右手型-如图
R = right hand version shown

L=左手型
L = left hand version

产品型号 Part number	h	b	l ₁	h ₁	f ₁	t _{max}	D _{max}	HWS
RH100.2608.31	26	7.9	110	21.4	0.75	21	42	100018
RH100.2608.32	26	7.9	110	21.4	0.95	25	50	100028
RH100.2608.33	26	7.9	110	21.4	1.15	25	50	100038
RH100.3208.31	32	7.9	112	24.8	0.75	25	50	100018
RH100.3208.32	32	7.9	112	24.8	0.95	34	68	100028
RH100.3208.33	32	7.9	112	24.8	1.15	34	68	100038
RH100.3208.34	32	7.9	112	24.8	1.55	34	68	100048
LH100.2608.31	26	7.9	110	21.4	0.75	21	42	100018
LH100.2608.32	26	7.9	110	21.4	0.95	25	50	100028
LH100.2608.33	26	7.9	110	21.4	1.15	25	50	100038
LH100.2608.34	26	7.9	110	21.4	1.55	25	50	100048
LH100.3208.31	32	7.9	112	24.8	0.75	25	50	100018
LH100.3208.32	32	7.9	112	24.8	0.95	34	68	100028
LH100.3208.33	32	7.9	112	24.8	1.15	34	68	100038
LH100.3208.34	32	7.9	112	24.8	1.55	34	68	100048

w见刀片
w see inserts

扳手P39L不包含在刀板中, 需单独订购!
Wrench P39L is not combined with toolholder - separate order required!



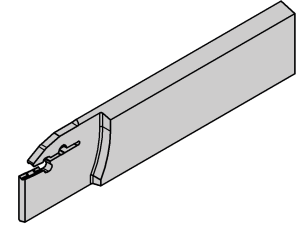
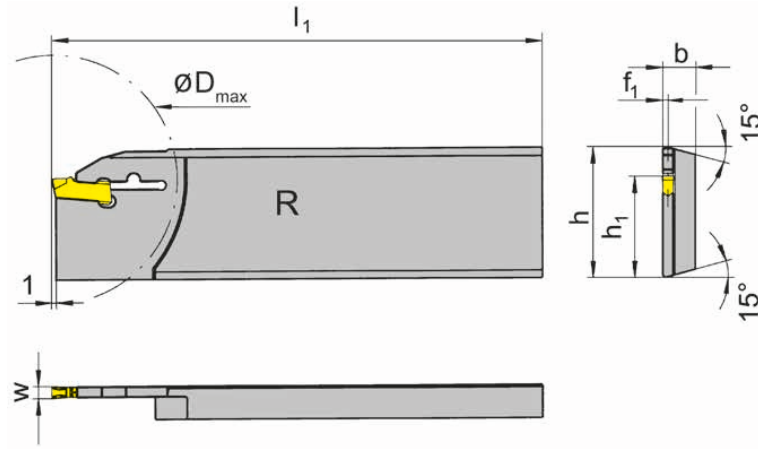
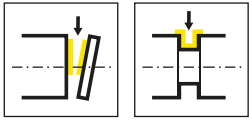
L=左手型-如图
L = left hand version shown

R=右手型
R = right hand version

产品型号 Part number	h	b	l ₁	h ₁	f ₁	t _{max}	D _{max}	HWS
RH100.2608.31R	26	7.9	110	21.4	7.15	21	42	100018
RH100.2608.32R	26	7.9	110	21.4	6.95	25	50	100028
RH100.2608.33R	26	7.9	110	21.4	6.75	25	50	100038
RH100.2608.34R	26	7.9	110	21.4	6.35	25	50	100048
RH100.3208.31R	32	7.9	112	24.8	7.15	25	50	100018
RH100.3208.32R	32	7.9	112	24.8	6.95	34	68	100028
RH100.3208.33R	32	7.9	112	24.8	6.75	34	68	100038
RH100.3208.34R	32	7.9	112	24.8	6.35	34	68	100048
LH100.2608.31L	26	7.9	110	21.4	7.15	21	42	100018
LH100.2608.32L	26	7.9	110	21.4	6.95	25	50	100028
LH100.2608.33L	26	7.9	110	21.4	6.75	25	50	100038
LH100.2608.34L	26	7.9	110	21.4	6.35	25	50	100048
LH100.3208.31L	32	7.9	112	24.8	7.15	25	50	100018
LH100.3208.32L	32	7.9	112	24.8	6.95	34	68	100028
LH100.3208.33L	32	7.9	112	24.8	6.75	34	68	100038
LH100.3208.34L	32	7.9	112	24.8	6.35	34	68	100048

w见刀片
w see inserts

扳手P39L不包含在刀板中, 需单独订购!
Wrench P39L is not combined with toolholder - separate order required!

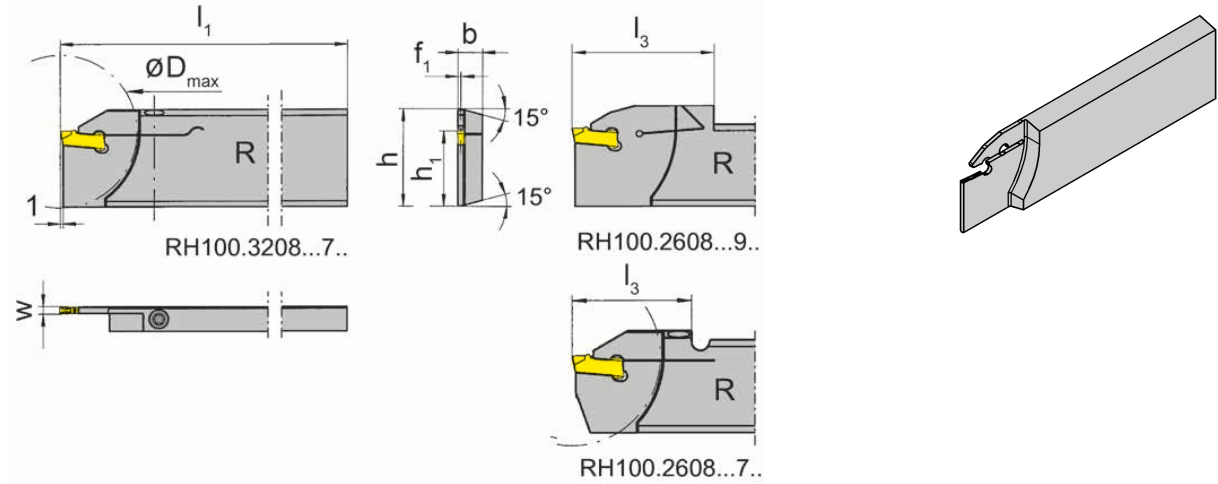
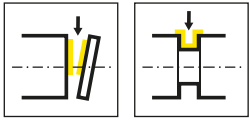


R=右手型
R = right hand version

产品型号 Part number	h	b	l_1	h_1	f_1	t_{max}	D_{max}	HWS
RH100.3208.2.44	32	7.9	160	24.8	1.55	41	80	100048
RH100.3208.44	32	7.9	130	24.8	1.55	41	80	100048

w见刀片
w see inserts

扳手P39L不包含在刀板中, 需单独订购!
Wrench P39L is not combined with toolholder - separate order required!



R=右手型-如图
R = right hand version shown

L=左手型
L = left hand version

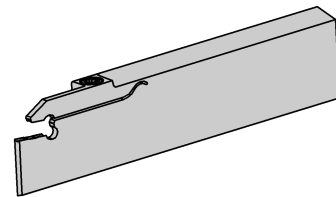
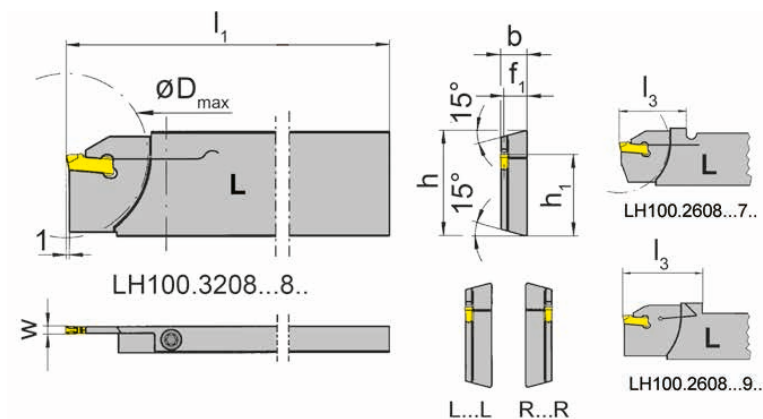
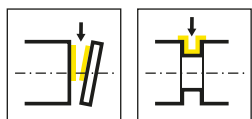
产品型号 Part number	h	b	l ₁	h ₁	f ₁	l ₃	t _{max}	D _{max}	HWS
RH100.2608.71	26	7.9	110	21.4	0.75	33.8	25	50	100018
RH100.2608.72	26	7.9	110	21.4	0.95	33.8	25	50	100028
RH100.2608.93	26	8	112	21.4	1.15	40	25	50	100038
RH100.3208.71	32	7.9	112	24.8	0.75	33.8	25	50	100018
RH100.3208.72	32	7.9	112	24.8	0.95	33.8	25	50	100028
RH100.3208.93	32	8	112	24.8	1.15	40	32.5	65	100038
LH100.2608.71	26	7.9	110	21.4	0.75	33.8	25	50	100018
LH100.2608.72	26	7.9	110	21.4	0.95	33.8	25	50	100028
LH100.2608.93	26	8	112	21.4	1.15	40	25	50	100038
LH100.3208.71	32	7.9	112	24.8	0.75	33.8	25	50	100018
LH100.3208.72	32	7.9	112	24.8	0.95	33.8	25	50	100028
LH100.3208.93	32	8	112	24.8	1.15	40	32.5	65	100038

w见刀片
w see inserts

配件
Spare Parts

刀杆 Toolholder	锁紧螺钉 Clamping Screw	TORX PLUS®扳手 TORX PLUS® Wrench
R/LH100...	4.15T15P	T15PQ
R/LH100...93	030.0413.T15P	T15PQ





L=左手型-如图
L = left hand version shown

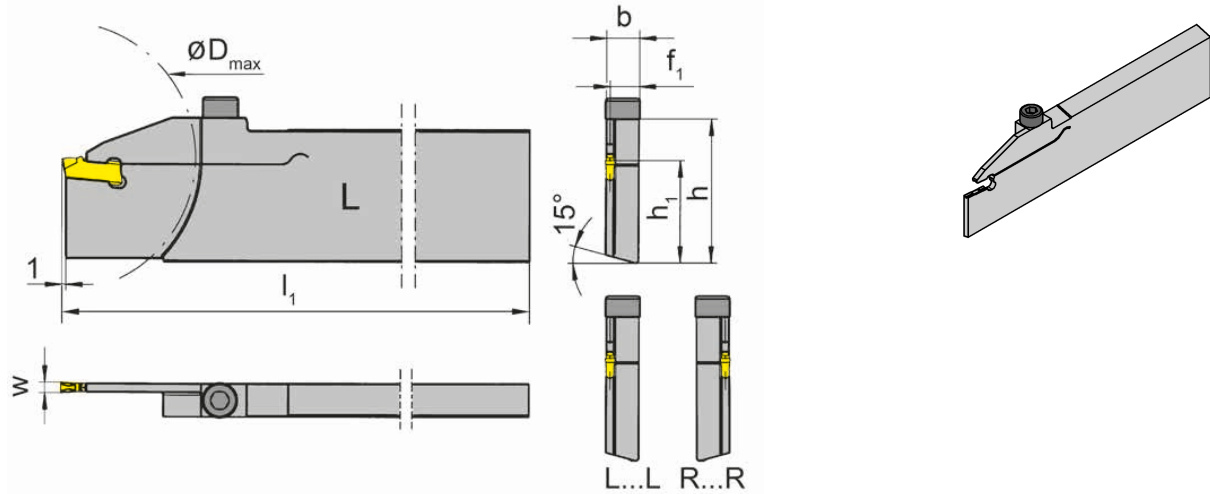
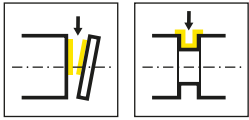
R=右手型
R = right hand version

产品型号 Part number	h	b	l ₁	h ₁	f ₁	l ₃	t _{max}	D _{max}	HWS
RH100.2608.71R	26	7.9	110	21.4	7.15	33.8	25	50	100018
RH100.2608.72R	26	7.9	110	21.4	6.95	33.8	25	50	100028
RH100.2608.93R	26	8	115	21.4	6.85	40	25	50	100038
RH100.3208.71R	32	7.9	112	24.8	7.15	33.8	25	50	100018
RH100.3208.72R	32	7.9	112	24.8	6.95	33.8	25	50	100028
RH100.3208.93R	32	8	115	24.8	6.85	42	32.5	65	100038
LH100.2608.71L	26	7.9	110	21.4	7.15	33.8	25	50	100018
LH100.2608.72L	26	7.9	110	21.4	6.95	33.8	25	50	100028
LH100.2608.93L	26	8	115	21.4	6.85	40	25	50	100038
LH100.3208.71L	32	7.9	112	24.8	7.15	33.8	25	50	100018
LH100.3208.72L	32	7.9	112	24.8	6.95	33.8	25	50	100028
LH100.3208.93L	32	8	115	24.8	6.85	42	32.5	65	100038

w见刀片
w see inserts

配件
Spare Parts

刀杆 Toolholder	锁紧螺钉 Clamping Screw	TORX PLUS®扳手 TORX PLUS® Wrench
R/LH100...	4.15T15P	T15PQ
R/LH100...93R/L	030.0413.T15P	T15PQ



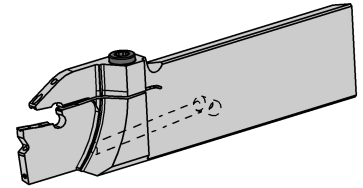
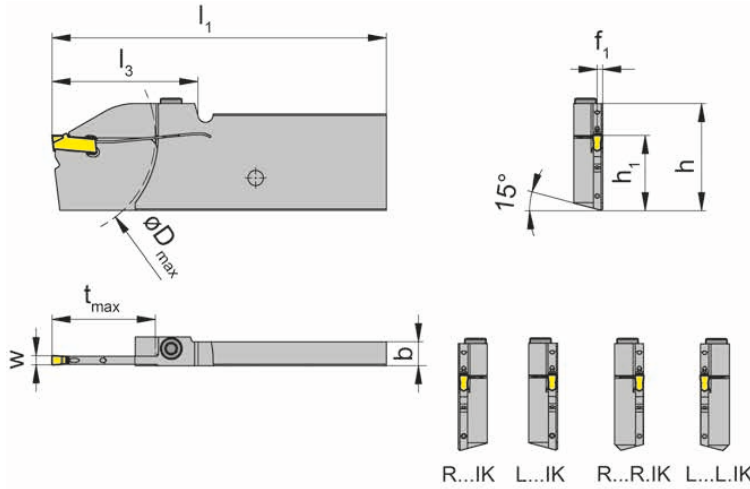
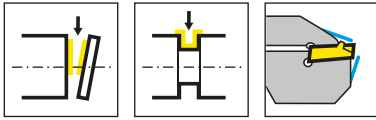
L=左手型-如图
L = left hand version shown

R=右手型
R = right hand version

产品型号 Part number	h	b	l_1	h_1	f_1	t_{max}	D_{max}	HWS
RH100.3280.73R	32	7.9	130	24.8	6.75	32.5	65	100038
RH100.3280.74R	32	7.9	130	24.8	6.35	32.5	65	100048
LH100.3280.73L	32	7.9	130	24.8	6.75	32.5	65	100038
LH100.3280.74L	32	7.9	130	24.8	6.35	32.5	65	100048

用于TRAUB (TNX65) 机床
for machines TRAUB (TNX65)

w见刀片
w see inserts



L=左手型-如图
L = left hand version shown

R=右手型
R = right hand version

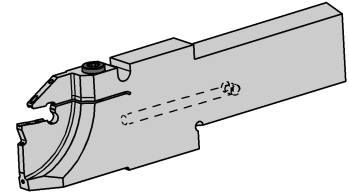
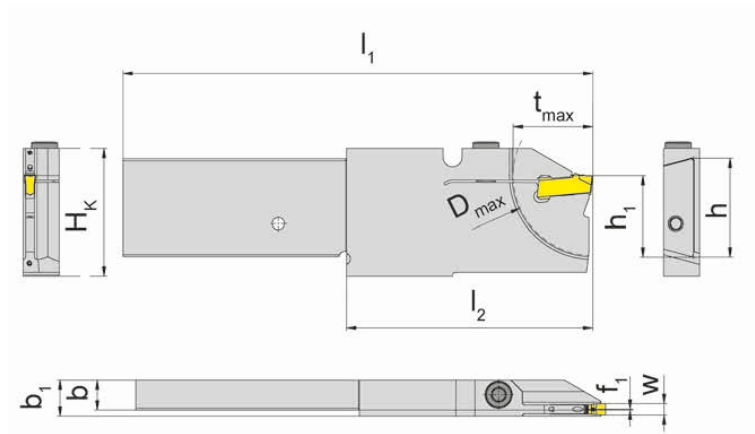
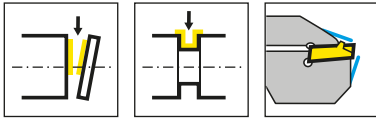
产品型号 Part number	h	b	l ₁	h ₁	f ₁	l ₃	t _{max}	D _{max}	HWS
RH100.2608.26.4.73.IK	26	7.9	110	21.4	1.8	40	25	50	100038
RH100.2608.26.4.73R.IK	26	7.9	110	21.4	6.55	40	25	50	100038
RH100.3208.34.4.73.IK	32	7.9	110	24.8	1.8	48	34	68	100038
RH100.3208.34.4.73R.IK	32	7.9	110	24.8	6.55	48	34	68	100038
LH100.2608.26.4.73.IK	26	7.9	110	21.4	1.8	40	25	50	100038
LH100.2608.26.4.73L.IK	26	7.9	110	21.4	6.55	40	25	50	100038
LH100.3208.34.4.73.IK	32	7.9	110	24.8	1.8	48	34	68	100038
LH100.3208.34.4.73L.IK	32	7.9	110	24.8	6.55	48	34	68	100038

适用于TRAUB和INDEX机床
for machines TRAUB and INDEX

w见刀片
w see inserts

配件
Spare Parts

刀杆 Toolholder	锁紧螺钉 Clamping Screw	TORX PLUS®扳手 TORX PLUS® Wrench
R/LH100...	5.13T20P	T20PQ



L=左手型-如图
L = left hand version shown

R=右手型
R = right hand version

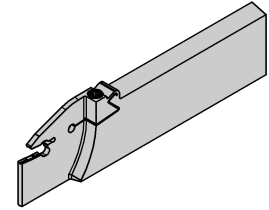
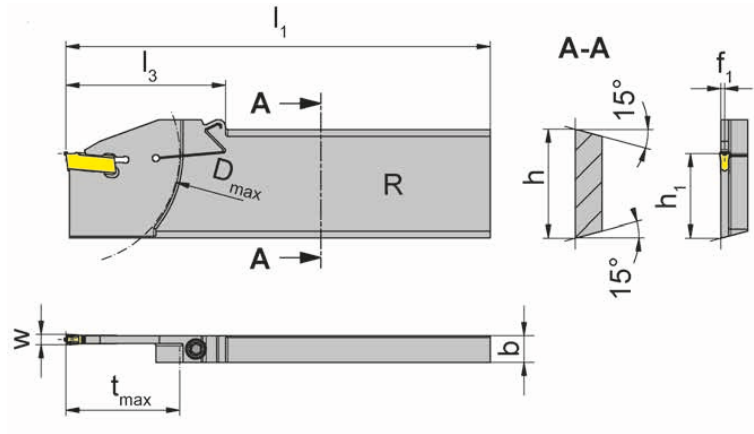
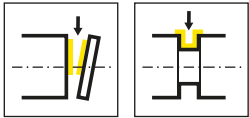
产品型号 Part number	H _k	h	b	l ₁	h ₁	f	t _{max}	l ₂	D _{max}	b ₁	HWS
RH100.2608.2.16.4.72.IK	33.6	26	7.9	124	21.4	0.2	16	65	32	9.5	100028
RH100.2608.2.16.4.72R.IK	33.6	26	7.9	124	21.4	6.4	16	65	32	9.5	100028
RH100.2608.2.21.4.73.IK	33.6	26	7.9	124	21.4	0.2	21	65	42	9.5	100038
RH100.2608.2.21.4.73R.IK	33.6	26	7.9	124	21.4	6.4	21	65	42	9.5	100038

适用于TRAUB和INDEX机床
for machines DMG MORI (Multisprint)

w见刀片
w see inserts

配件
Spare Parts

刀杆 Toolholder	锁紧螺钉 Clamping Screw	TORX PLUS®扳手 TORX PLUS® Wrench
RH100...	5.13T20P	T20PQ



R=右手型-如图
R = right hand version shown

L=左手型
L = left hand version

产品型号 Part number	h	b	l ₁	h ₁	f ₁	l ₃	t _{max}	D _{max}	机床型号 Machine type	HWS
RH100.3208.83	32	8	125	24.8	1.15	47	33.5	65	TraubTNX65/42, IndexC65/	100038
LH100.3208.15.83	32	8	150	24.8	1.15	47	33.5	65	TraubTNX65/42, IndexC65/	100038
LH100.3208.83	32	8	125	24.8	1.15	47	33.5	65	TraubTNX65/42, IndexC65/	100038
LH100.3208.84	32	8	125	24.8	1.5	47	33.5	65	TraubTNX65/42, IndexC65/	100048

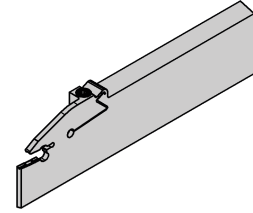
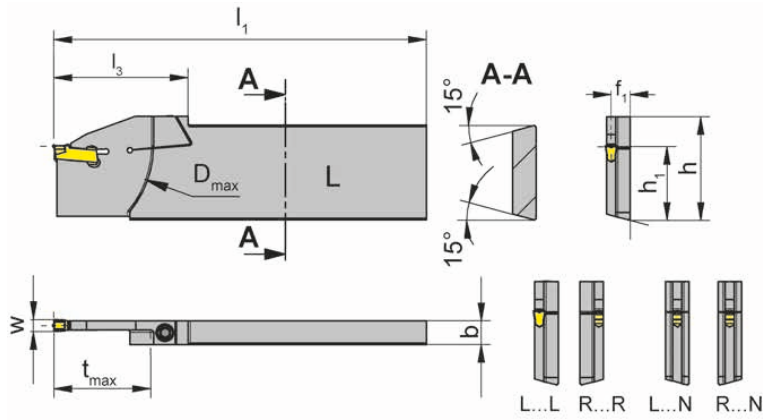
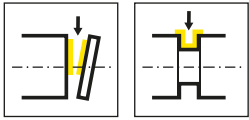
适用于TRAUB和INDEX机床
for machines TRaub and INDEX

w见刀片
w see inserts

配件
Spare Parts

刀杆 Toolholder	锁紧螺钉 Clamping Screw	TORX PLUS®扳手 TORX PLUS® Wrench
LH100.3208.15.83	030.505P.0718	T15PL
R/LH100...	030.505P.0718	T15PQ





L=左手型-如图
L = left hand version shown

R=右手型
R = right hand version

产品型号 Part number	h	b	l ₁	h ₁	f ₁	l ₃	t _{max}	D _{max}	机床型号 Machine type	HWS
RH100.3208.83N	32	8	125	24.8	4	47	33.5	65	TraubTNX65/42, IndexC65/	100038
RH100.3208.83R	32	8	125	24.8	6.85	47	33.5	65	TraubTNX65/42, IndexC65/	100038
RH100.3208.84N	32	8	134	24.8	4	54.5	41	80	TraubTNX80/65/	100048
RH100.3208.84R	32	8	125	24.8	6.5	47	33.5	65	TraubTNX65/42, IndexC65/	100048
LH100.3208.83L	32	8	125	24.8	6.85	47	33.5	65	TraubTNX65/42, IndexC65/	100038
LH100.3208.83N	32	8	125	24.8	4	47	33.5	65	TraubTNX65/42, IndexC65/	100038
LH100.3208.84L	32	8	125	24.8	6.5	47	33.5	65	TraubTNX65/42, IndexC65/	100048
LH100.3208.84N	32	8	134	24.8	4	54.5	41	80	TraubTNX80/65/	100048

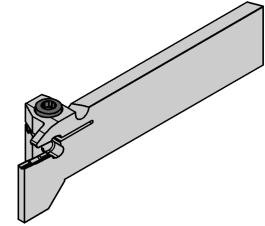
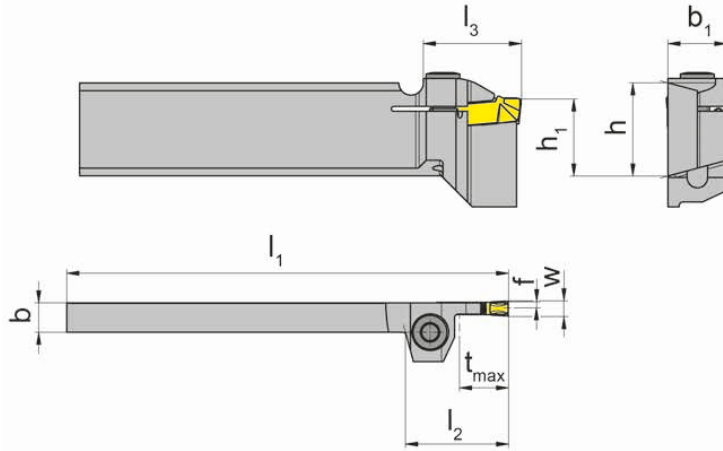
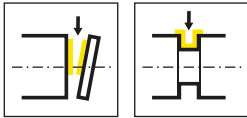
配 REIKA机床
for machines REIKA

w见刀片
w see inserts

配件
Spare Parts

刀杆 Toolholder	锁紧螺钉 Clamping Screw	TORX PLUS®扳手 TORX PLUS® Wrench
R/LH100...	030.505P.0718	T15PQ





L=左手型-如图
L = left hand version shown

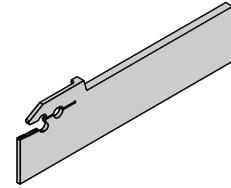
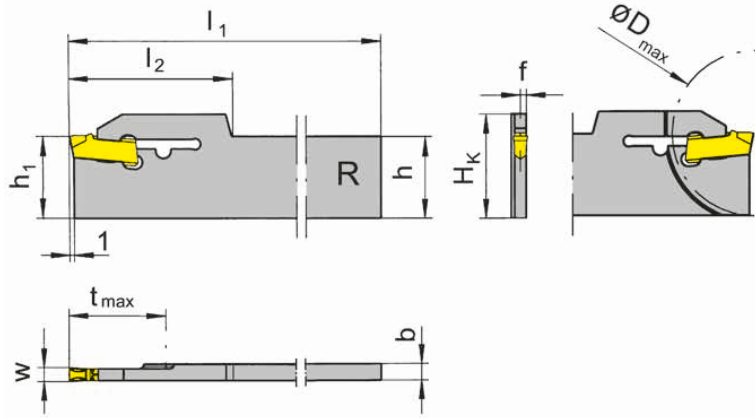
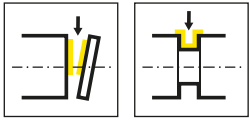
产品型号 Part number	h	b	l ₁	h ₁	l ₂	f	l ₃	t _{max}	b ₁	HWS
LH100.1908.R.13	19	8	90	15.7	16	1.15	20	10	12	100038
LH100.3208.R.13	32	8	110	24.8	16	1.15	20	10	12	100038

配 REIKA机床
for machines REIKA
w见刀片
w see inserts

U

配件
Spare Parts

刀杆 Toolholder	锁紧螺钉 Clamping Screw	TORX PLUS®扳手 TORX PLUS® Wrench
LH100.1908.R.13	5.17T20P	T20PW
LH100.3208.R.13	5.17T20P	T20PQ

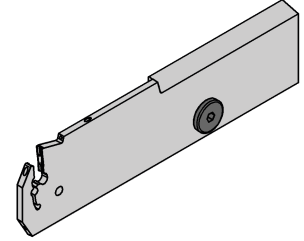
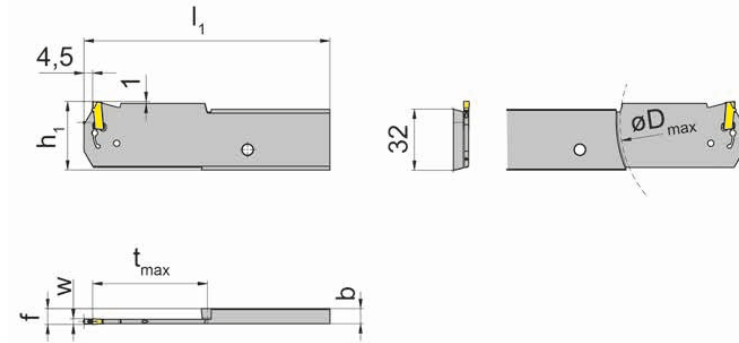
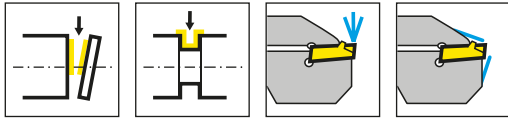


R=右手型
R = right hand version

产品型号 Part number	H _k	b	l ₁	h ₁	f	l ₂	t _{max}	D _{max}	h	HWS
RH100.1703.21	22.1	3.2	110	17.4	0.75	32	17.5	35	17.4	100018
RH100.1703.33	22.1	3.2	110	17.4	1.15	34.5	30	60	17.4	100038
RH100.2203.21	26.9	3.2	150	22.2	0.75	32	32	50	22.1	100018
RH100.2203.33	26.9	3.2	150	22.2	1.15	34.5	38	76	22.1	100038

w见刀片
w see inserts

扳手P39L不包含在刀板中R/LH100...33, 需单独订购!
Wrench P39L is not combined with blade R/LH100...33 - separate order required!



R=右手型-如图
R = right hand version shown

L=左手型
L = left hand version

产品型号 Part number	b	l ₁	h ₁	f	t _{max}	D _{max}	HWS
RH100.3208.Y.60.3.83.IK	7.9	128.5	36	8.25	60	120	100039 • 100038
RH100.3208.Y.60.3.84.IK	7.9	128.5	36	8.25	60	120	100049 • 100048
RH100.3208.Y.60.4.83.IK	7.9	128.5	36	8.25	60	120	100038
RH100.3208.Y.60.4.84.IK	7.9	128.5	36	8.25	60	120	100048
LH100.3208.Y.60.3.83.IK	7.9	128.5	36	8.25	60	120	100039 • 100038
LH100.3208.Y.60.3.84.IK	7.9	128.5	36	8.25	60	120	100049 • 100048
LH100.3208.Y.60.4.83.IK	7.9	128.5	36	8.25	60	120	100038
LH100.3208.Y.60.4.84.IK	7.9	128.5	36	8.25	60	120	100048

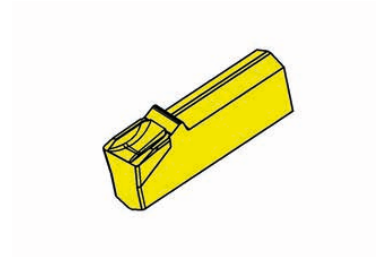
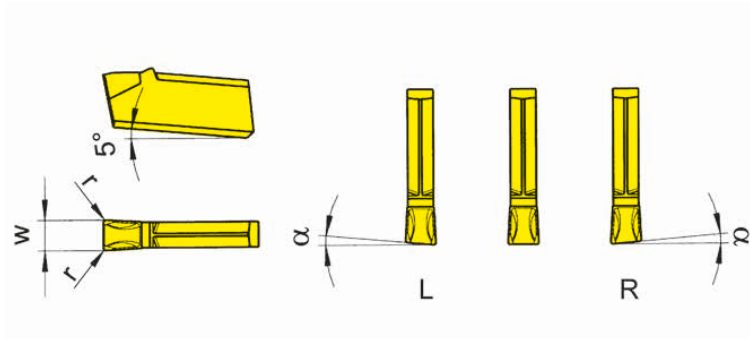
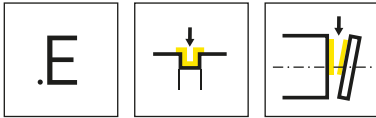
* = 冷却液供应通过刀片
* = Coolant supply through the insert

w见刀片
w see inserts

P101.02扳手不包括在铣刀中-需另行订购!
Wrench P101.02 is not combined with slotting cutter - separate order required!

配件
Spare Parts

刀杆 Toolholder	冷却塞 Coolant plug
R/LH100...	020.IK01.5732



R=右手型
R = right hand version

L=左手型
L = left hand version

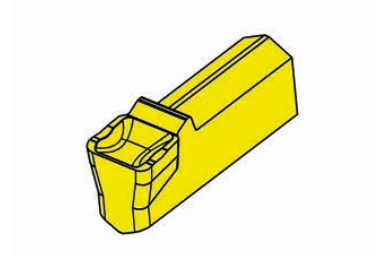
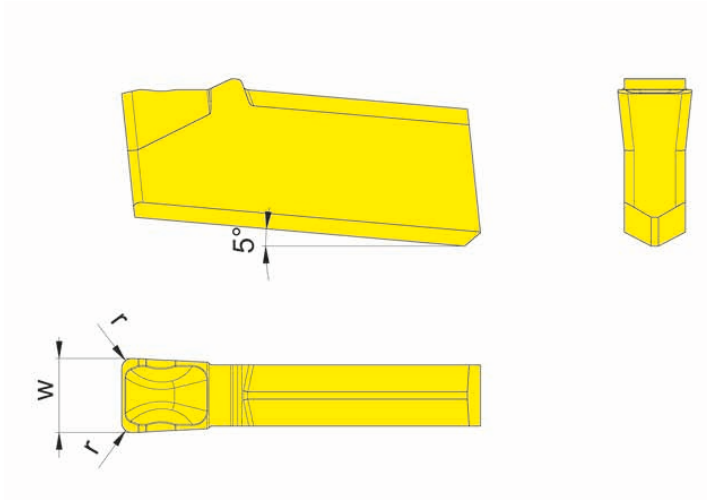
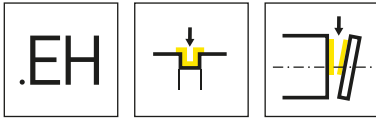
▲ 库存
on stock

硬质合金牌号
Carbide grades

△ 4周
4 weeks

产品型号 Part number	w	r	α	HIS	ALX2	ALX3	AS63	AS66	TC92	TC93	TF42	TF43	TF45	TF46	T122
RS100.0520.E2	2	0.2	5°	100018					△			▲	▲	△	
RS100.0525.E2	2.5	0.2	5°	100028					△	▲		▲	▲	△	△
RS100.0530.E2	3	0.2	5°	100038		▲			△	△	▲	▲	▲	▲	▲
RS100.0540.E2	4	0.2	5°	100048		△			△	△		▲	▲	△	△
LS100.0520.E2	2	0.2	5°	100018					△	△		△	▲	△	
LS100.0525.E2	2.5	0.2	5°	100028					△	△		△	△	△	△
LS100.0530.E2	3	0.2	5°	100038		▲			▲	△	△	▲	▲	▲	△
LS100.0540.E2	4	0.2	5°	100048		△			△	△		▲	▲	△	
S100.0200.E2	2	0.2	0°	100018		▲				△		▲	▲	▲	
S100.0300.E2	3	0.2	0°	100038	△	▲	▲	▲	▲	▲	▲	▲	▲	▲	△
S100.0400.E3	4	0.3	0°	100048		▲				▲		▲	▲	▲	
S100.0500.E3	5	0.3	0°	100058				△	△	▲		▲	▲	▲	△
P	●	●	●	●	●	●	●	●	●	●	●	●	●	●	●
M	-	-	-	○	-	-	-	-	-	-	-	-	●	○	-
K	-	-	-	●	-	-	-	-	-	-	-	-	●	●	-
N	-	-	-	●	-	-	-	-	-	-	-	-	●	●	-
S	-	-	-	○	-	-	-	-	-	-	-	-	●	○	-
H	-	-	-	-	-	-	-	-	-	-	-	-	-	-	-





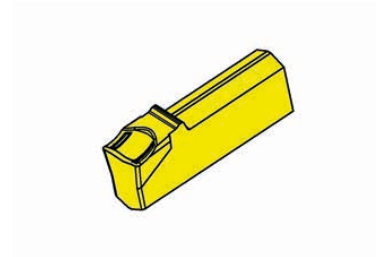
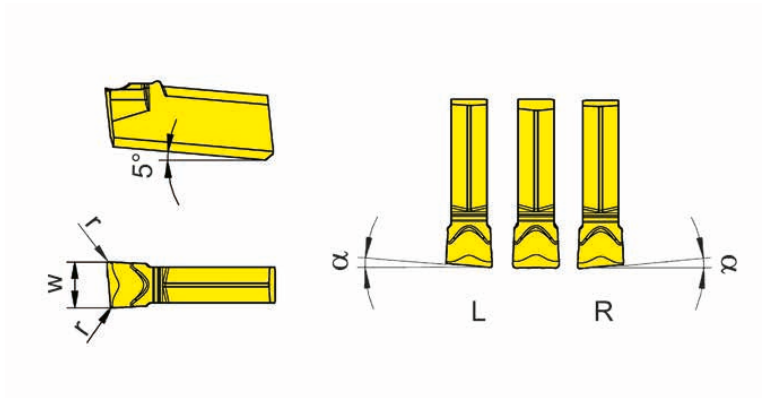
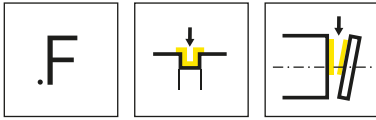
硬质合金牌号
Carbide grades

▲ 库存
on stock

△ 4周
4 weeks

产品型号 Part number	w	r	HIS	IG6G
S100.0300.EH4	3	0.4	100038	▲
S100.0400.EH6	4	0.6	100048	▲
				P ●
				M ○
				K ○
				N -
				S -
				H -

U



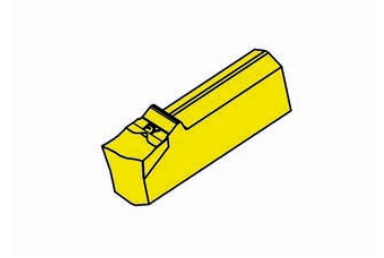
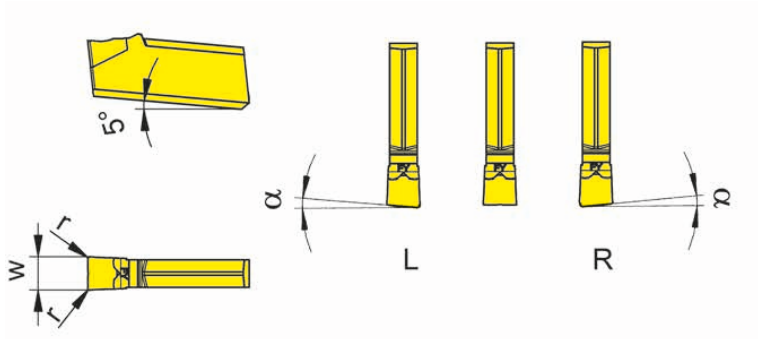
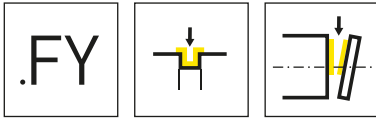
R=右手型-如图
R = right hand version shown

L=左手型
L = left hand version

硬质合金牌号
Carbide grades
▲ 库存
on stock
△ 4周
4 weeks

产品型号 Part number	w	r	α	HIS	TC92	TC93	TF42	TF43	TF45	TF46	T122
RS100.0520.F2	2	0.2	5°	100018	△	△		△	▲		△
RS100.0525.F2	2.5	0.2	5°	100028	△	△		△	▲	△	△
RS100.0530.F2	3	0.2	5°	100038	△	△		▲	▲	▲	△
LS100.0520.F2	2	0.2	5°	100018	△	△		△		△	△
LS100.0525.F2	2.5	0.2	5°	100028	△	△		△	▲	△	△
LS100.0530.F2	3	0.2	5°	100038	△			△	▲		△
S100.0200.F2	2	0.2	-	100018	▲	△		▲	▲	▲	△
S100.0300.F2	3	0.2	0°	100038		▲	△	▲	▲	▲	△
S100.0400.F3	4	0.3	0°	100048	△	▲		▲	▲	▲	△
S100.0500.F3	5	0.3	0°	100058	△			△	▲	△	△
P	●	●	●	●	●	●	●	●	●	●	●
M	-	-	-	-	●	○	-	-	-	-	-
K	-	-	-	-	●	○	-	-	-	-	-
N	-	-	-	-	●	○	-	-	-	-	-
S	-	-	-	-	●	○	-	-	-	-	-
H	-	-	-	-	-	-	-	-	-	-	-





R=右手型
R = right hand version

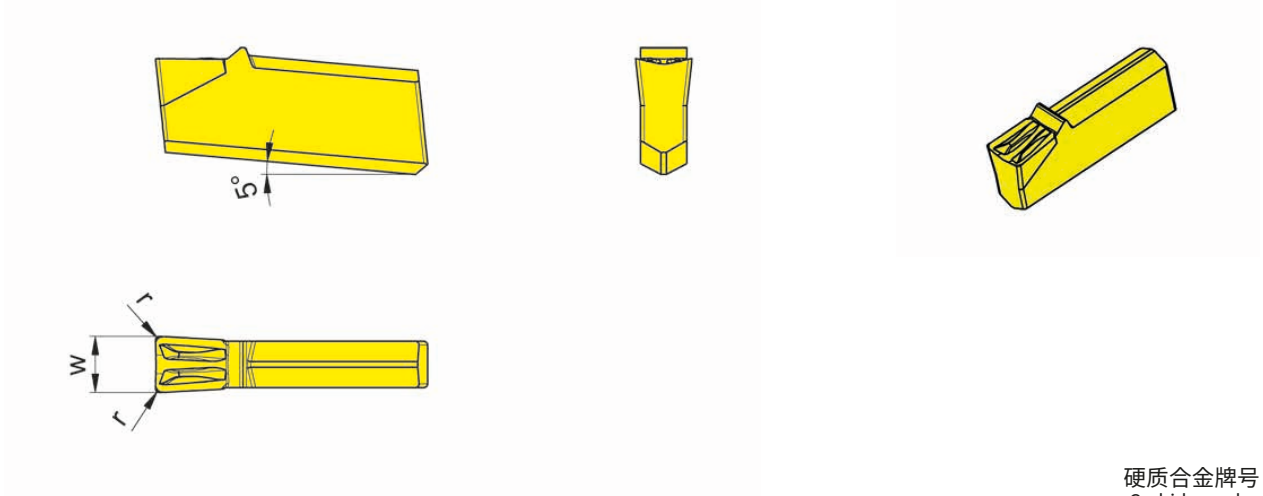
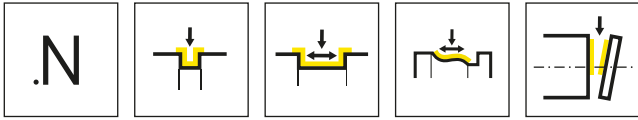
L=左手型
L = left hand version

▲ 库存
on stock

硬质合金牌号
Carbide grades
△ 4周
4 weeks

产品型号 Part number	w	r	α	HIS	硬质合金牌号 Carbide grades				
					AS45	HP65	IG35	PH35	TI25
RS100.1520.FY0	2	0	15°	100018	▲		▲		
RS100.1530.FY0	3	-	15°	100038	▲		▲		
LS100.1520.FY0	2	0	15°	100018	▲		▲		
LS100.1530.FY0	3	-	15°	100038	▲		▲		
S100.0200.FY2	2	0.2	-	100018	△	▲	▲	△	▲
S100.0220.FY2	2.2	0.2	0°	100018		▲	▲		▲
S100.0250.FY2	2.5	0.2	0°	100028	△	▲	▲		▲
S100.0300.FY2	3	0.2	0°	100038	△	▲	▲		▲
S100.0400.FY3	4	0.3	0°	100048		▲	▲		▲
P	●	●	-	○	●				
M	●	●	●	○	●				
K	●	●	-	●	●				
N	○	○	-	-	●				
S	●	●	●	-	●				
H	-	-	-	-	-				

U



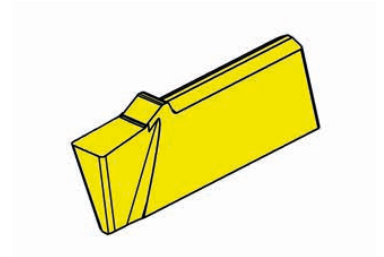
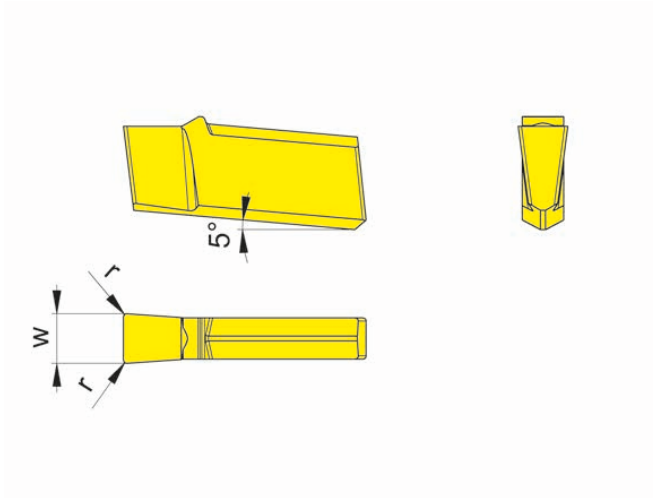
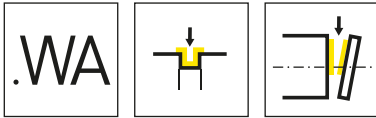
硬质合金牌号
Carbide grades

▲ 库存
on stock

△ 4周
4 weeks

产品型号 Part number	w	r	HIS	AS45	HP65
S100.0300.N2	3	0.2	100038	▲	▲
S100.0400.N3	4	0.3	100048	▲	▲
				P ● ●	
				M ● ●	
				K ● ●	
				N ○ ○	
				S ● ●	
				H - -	





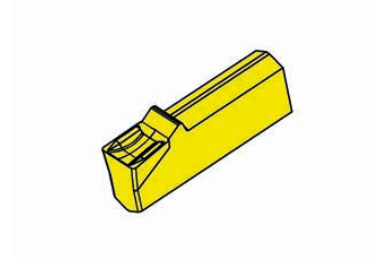
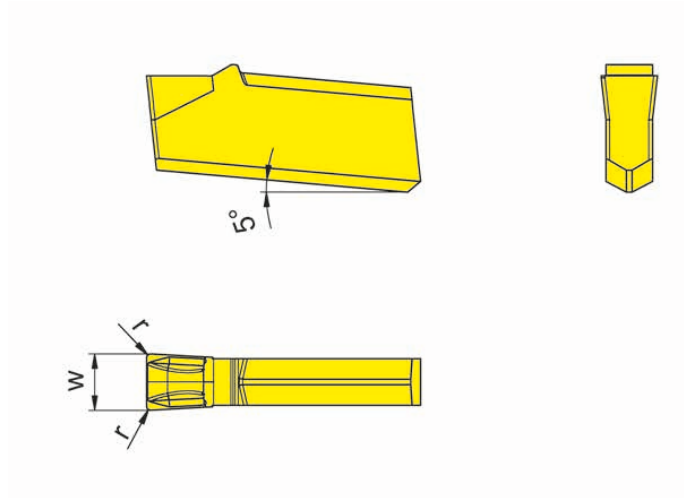
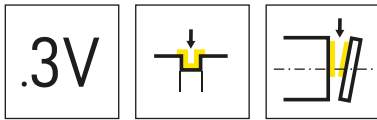
硬质合金牌号
Carbide grades

▲ 库存
on stock

△ 4周
4 weeks

产品型号 Part number	w	r	HIS	K10	DD26
S100.0200.WA2	2	0.2	100018	▲	▲
S100.0300.WA2	3	0.2	100038	▲	▲
				P ● -	
				M ○ -	
				K ● -	
				N ● ●	
				S ○ ○	
				H - -	

U



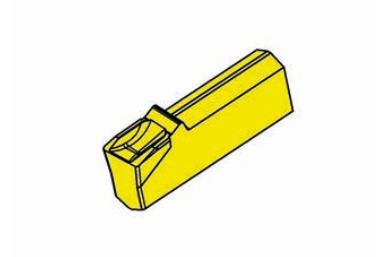
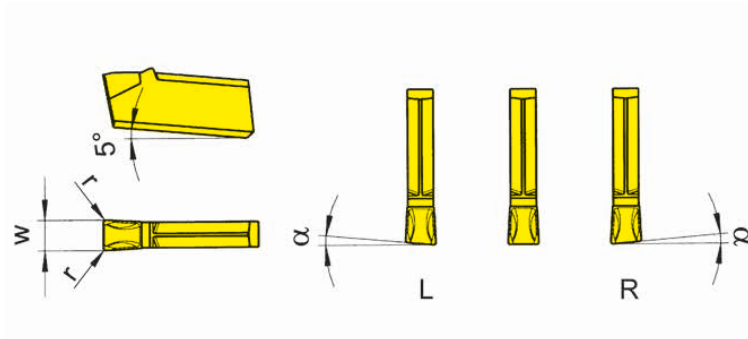
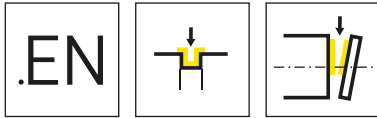
硬质合金牌号
Carbide grades

▲ 库存
on stock

△ 4周
4 weeks

产品型号 Part number	w	r	HIS	硬质合金牌号 Carbide grades						
				AS45	HP35	HP65	IG35	IG65	IG6G	PH35
S100.0200.3V2	2	0.2	100018	▲	△	▲	▲	▲		△
S100.0250.3V2	2.5	0.2	100028	▲		▲	▲	▲		
S100.0300.3V2	3	0.2	100038	▲		▲	▲	▲	▲	
S100.0400.3V3	4	0.3	100048	▲		▲	▲	▲		
P	●	○	●	-	●	●	●	○		
M	●	●	●	●	●	○	○	○		
K	●	○	●	-	-	○	●			
N	○	-	○	-	-	-	-			
S	●	○	●	○	-	-	-			
H	-	-	-	-	-	-	-			





R=右手型
R = right hand version

L=左手型
L = left hand version

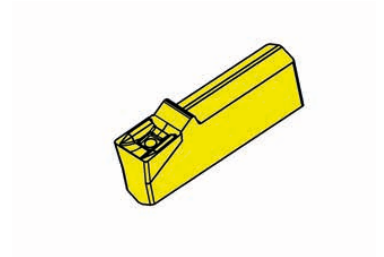
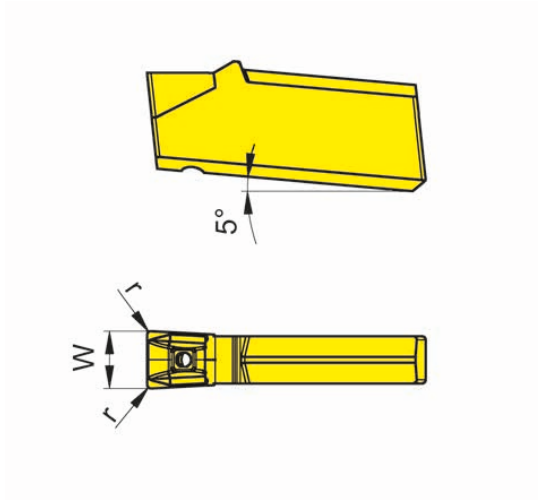
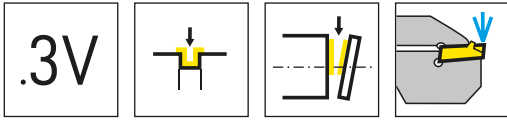
▲ 库存
on stock

硬质合金牌号
Carbide grades

△ 4周
4 weeks

产品型号 Part number	w	r	α	HIS	ALX3	ALX5	AS62	AS63	AS66	AS6G	TF45	TH35
RS100.0540.EN2	4	0.2	5°	100048	▲							
RS100.0530.EN2	3	0.2	5°	100038			▲		▲			
LS100.0480.EN8	8	0.8	4°	100088					△			
LS100.0540.EN2	4	0.2	5°	100048	▲							
S100.0200.EN2	2	0.2	0°	100018	▲	△				▲		△
S100.0300.EN2	3	0.2	0°	100038	▲	△			▲	▲	△	
S100.0400.EN3	4	0.3	0°	100048	▲			▲	▲	▲		
S100.0500.EN3	5	0.3	0°	100058	▲					▲		
S100.0600.EN6	6	0.6	0°	100068						▲		
S100.0800.EN8	8	0.8	0°	100088						▲		
S100.1000.EN8	10	0.8	0°	100108						▲		
S100.1200.EN8	12	0.8	0°	100128						▲		
S100.1600.EN8	16	0.8	0°	100168						▲		
P	●	●	●	●	●	●	●	●	●	●	●	●
M	-	●	-	-	○	●	●	●	●	●	●	●
K	-	●	-	-	●	●	●	●	●	●	●	●
N	-	●	-	-	●	●	●	●	●	●	●	●
S	-	●	-	-	○	●	●	●	●	●	●	●
H	-	-	-	-	-	-	-	-	-	-	-	-

U



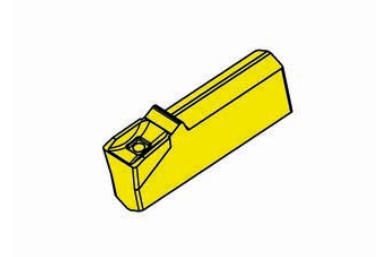
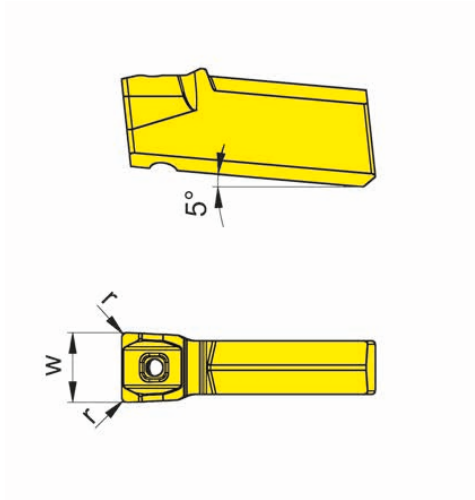
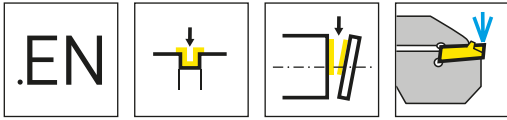
硬质合金牌号
Carbide grades

▲ 库存
on stock

△ 4周
4 weeks

产品型号 Part number	w	r	HIS	HP65	IG35
S100.0250.3V2.IK	2.5	0.2	100029	▲	▲
S100.0300.3V2.IK	3	0.2	100039	▲	▲
				P ● -	
				M ● ●	
				K ● -	
				N ○ -	
				S ● ●	
				H - -	






硬质合金牌号
Carbide grades

▲ 库存
on stock

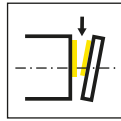
△ 4周
4 weeks

产品型号 Part number	w	r	HIS	AS45	EG55	HP65
S100.0250.EN2.IK	2.5	0.2	100029	▲	△	▲
S100.0300.EN2.IK	3	0.2	100039	▲	▲	▲
S100.0400.EN3.IK	4	0.3	100049	▲	▲	▲
				P ●	●	●
				M ●	○	●
				K ●	○	●
				N ○	-	○
				S ●	-	●
				H -	-	-




U

刀杆
Toolholder
H223



页/Page
638

可转位刀片
Indexable insert
S223



页/Page
639-640



页/Page
641

技术信息
Technical Instructions

页/Page
713

223



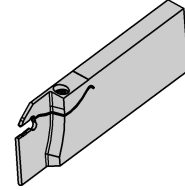
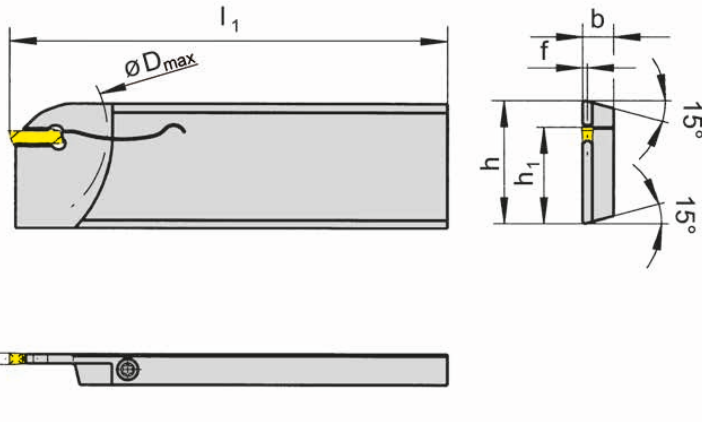
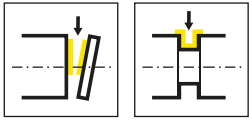
刀杆和刀片

带卷屑器
槽宽 2 - 3 mm
槽深可达 25 mm

Toolholder and Inserts

with chip forming
Width of groove 2 - 3 mm
Depth of groove up to 25 mm

U



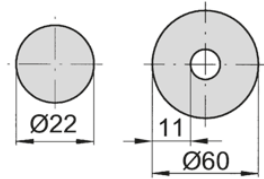
R=右手型-如图
R = right hand version shown

L=左手型
L = left hand version

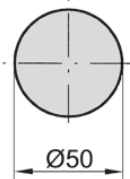
产品型号 Part number	h	b	l ₁	h ₁	f	D _{max}	HWS
RH223.2608.01	26	7.9	110	21.4	0.8	50	12301 • 22301
RH223.3208.01	32	7.9	110	24.8	0.8	50	12301 • 22301
RH223.2608.02	26	7.9	110	21.4	0.95	50	22302
RH223.3208.02	32	7.9	110	24.8	0.95	50	22302
RH223.2608.03	26	7.9	110	21.4	1.2	50	12303 • 22303
LH223.2608.01	26	7.9	110	21.4	0.8	50	12301 • 22301
LH223.3208.01	32	7.9	110	24.8	0.8	50	12301 • 22301
LH223.2608.02	26	7.9	110	21.4	0.95	50	22302
LH223.3208.02	32	7.9	110	24.8	0.95	50	22302
LH223.2608.03	26	7.9	110	21.4	1.2	50	12303 • 22303
LH223.3208.03	32	7.9	110	24.8	1.2	50	12303 • 22303

w见刀片
w see indexable inserts

实心棒料切断/管材
Parting off solid bars/tubes
S223

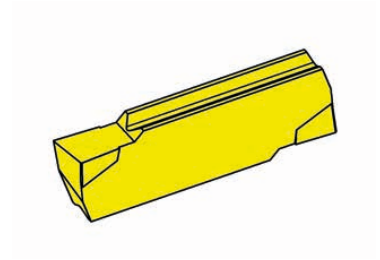
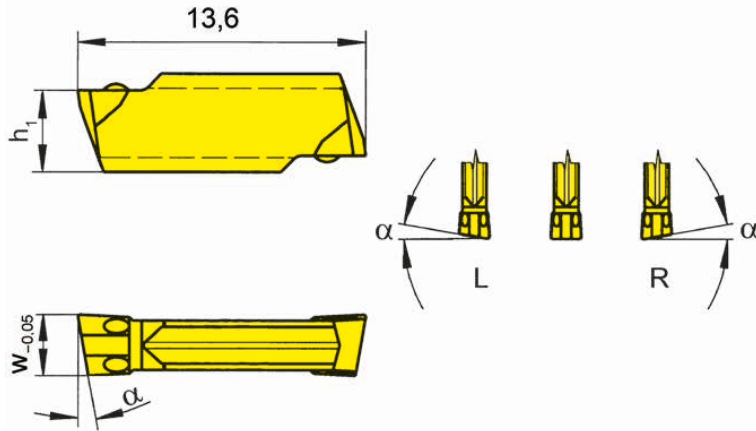
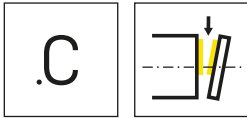


实心棒料切断
Parting off solid bars
S123



配件
Spare Parts

刀杆 Toolholder	锁紧螺钉 Clamping Screw	TORX PLUS®扳手 TORX PLUS® Wrench
R/LH223...	4.15T15P	T15PL



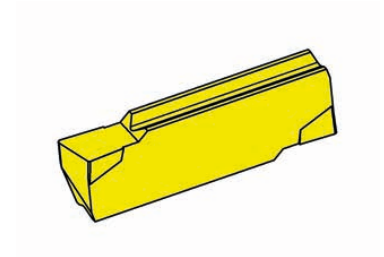
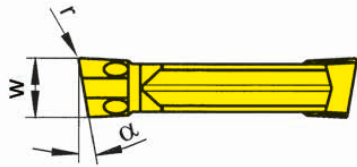
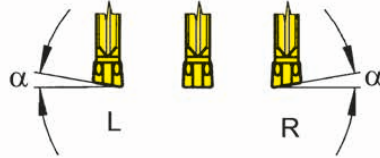
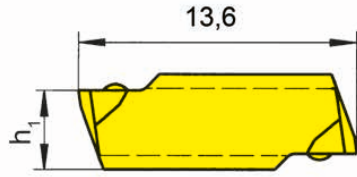
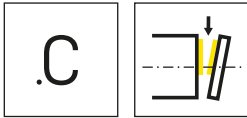
R=右手型-如图
R = right hand version shown

L=左手型
L = left hand version

硬质合金牌号
Carbide grades
▲ 库存
on stock
△ 4周
4 weeks

产品型号 Part number	w	α	h_1	HIS	TF45	TI25	TN35
RS223.0420.C0	2	4°	3.65	22301	△	▲	▲
RS223.0820.C0	2	8°	3.65	22301	▲	▲	▲
RS223.1520.C0	2	15°	3.65	22301	▲	▲	▲
RS223.0425.C0	2.5	4°	3.75	22302	△	▲	
RS223.0825.C0	2.5	8°	3.75	22302	▲	▲	▲
RS223.0430.C0	3	4°	3.95	22303	△	△	△
RS223.0830.C0	3	8°	3.95	22303	▲	▲	▲
LS223.0420.C0	2	4°	3.65	22301	△		▲
LS223.0820.C0	2	8°	3.65	22301		▲	▲
LS223.1520.C0	2	15°	3.65	22301	△	▲	▲
LS223.0425.C0	2.5	4°	3.75	22302	△	△	△
LS223.0825.C0	2.5	8°	3.75	22302	△	△	
LS223.0430.C0	3	4°	3.95	22303	△	△	△
LS223.0830.C0	3	8°	3.95	22303	△	△	△
S223.0020.C0	2	0°	3.65	22301	▲	▲	▲
S223.0025.C0	2.5	0°	3.75	22302	△	▲	△
S223.0030.C0	3	0°	3.95	22303	△	▲	▲
P	●	●	●				
M	●	●	●				
K	●	●	●				
N	●	●	●				
S	●	●	●				
H	-	-	-				





R=右手型-如图
R = right hand version shown

L=左手型
L = left hand version

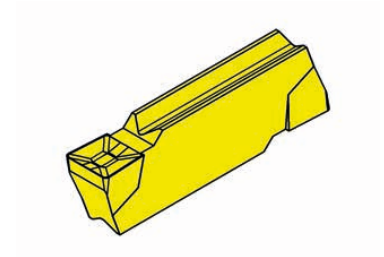
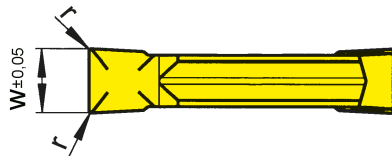
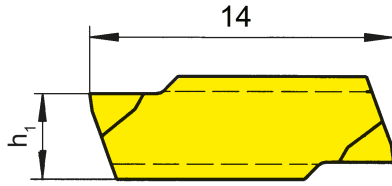
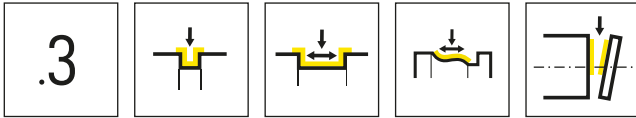
▲ 库存
on stock

硬质合金牌号
Carbide grades
▲ 4周
4 weeks

产品型号 Part number	w	r	α	h_1	HIS	TF45	TI25	TN35
RS223.0420.C1	2	0.15	4°	3.65	22301	▲	▲	▲
RS223.0820.C1	2	0.15	8°	3.65	22301	▲	▲	▲
RS223.1520.C1	2	0.15	15°	3.65	22301	▲	▲	▲
RS223.0425.C1	2.5	0.15	4°	3.75	22302	▲	▲	▲
RS223.0825.C1	2.5	0.15	8°	3.75	22302	▲	▲	▲
RS223.0430.C1	3	0.15	4°	3.95	22303	▲	▲	▲
RS223.0830.C1	3	0.15	8°	3.95	22303	▲	▲	▲
LS223.0420.C1	2	0.15	4°	3.65	22301	▲	▲	▲
LS223.0820.C1	2	0.15	8°	3.65	22301	▲	▲	▲
LS223.1520.C1	2	0.15	15°	3.65	22301	▲	▲	▲
LS223.0425.C1	2.5	0.15	4°	3.75	22302	▲	▲	▲
LS223.0825.C1	2.5	0.15	8°	3.75	22302	▲	▲	▲
LS223.0430.C1	3	0.15	4°	3.95	22303	▲	▲	▲
LS223.0830.C1	3	0.15	8°	3.95	22303	▲	▲	▲
S223.0020.C1	2	0.15	0°	3.65	22301	▲	▲	▲
S223.0025.C1	2.5	0.15	0°	3.75	22302	▲	▲	▲
S223.0030.C1	3	0.15	0°	3.95	22303	▲	▲	▲

P	●	●	●
M	●	●	●
K	●	●	●
N	●	●	●
S	●	●	●
H	-	-	-

U



硬质合金牌号
Carbide grades

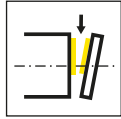
▲ 库存
on stock

△ 4周
4 weeks

产品型号 Part number	w	r	h ₁	HIS	MG12	H54	TI25	TN35
S223.0200.32	2	0.2	3.65	22301	▲	▲	▲	▲
S223.0250.32	2.5	0.2	3.75	22302	▲	▲	▲	▲
S223.0300.32	3	0.2	3.95	22303	▲	▲	▲	▲
					P	o	•	•
					M	-	•	•
					K	-	-	•
					N	-	-	•
					S	-	-	•
					H	-	-	-




刀杆
Toolholder
H224



页/Page
644-650


可转位刀片
Indexable insert
S224



页/Page
651-652



页/Page
653



页/Page
654



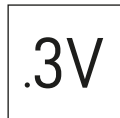
页/Page
655



页/Page
656



页/Page
657



页/Page
658

技术信息
Technical Instructions

页/Page
713

S224



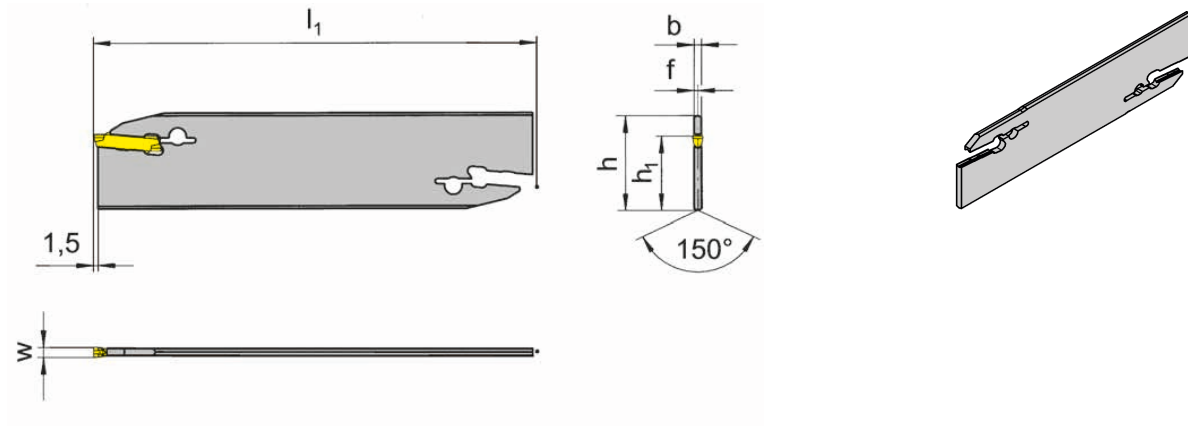
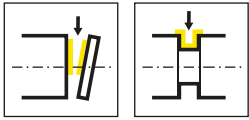
刀杆和刀片

槽宽 2 - 3 mm

Toolholder and Inserts

Width of groove 2 - 3 mm

U



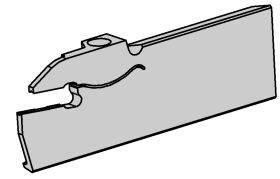
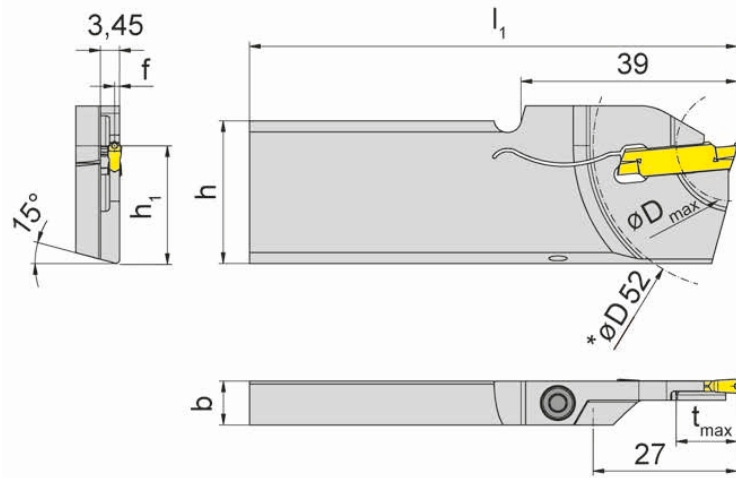
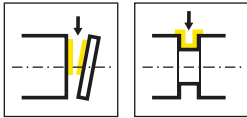
产品型号 Part number	h	b	l ₁	h ₁	f	t _{max}	HWS
H224.2602.02	26	1.9	110	21.4	0.95	18	224028
H224.2603.03	26	2.3	110	21.4	1.15	18	224038
H224.3203.03	32	2.3	150	24.8	1.15	18	224038

w见刀片

w see indexable inserts

扳手P39L不包含在刀板中, 需单独订购!

Wrench P39L is not combined with toolholder - separate order required!



L=左手型
L = left hand version

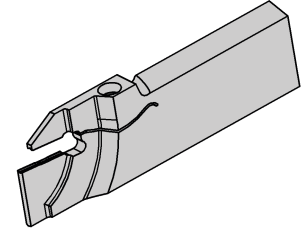
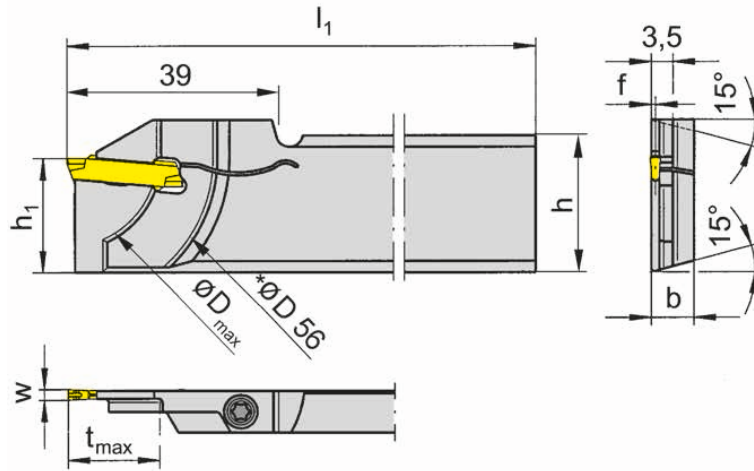
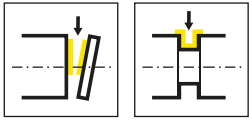
产品型号 Part number	h	b	l_1	h_1	f	t_{max}	D_{max}	HWS
LH224.2608.20.T.81	26	7.9	88	21.4	0.7	11	20	224018
LH224.2608.20.T.82	26	7.9	88	21.4	0.9	11	20	224028
LH224.2608.20.T.83	26	7.9	88	21.4	1.1	11	20	224038

用于机床: TRAUB (TNL18P)
for machines TRAUB (TNL18P)

*副主轴的Dmax=D52
*D 52 = Dmax of the subspindle

配件
Spare Parts

刀杆 Toolholder	锁紧螺钉 Clamping Screw	TORX PLUS®扳手 TORX PLUS® Wrench
LH224...	4.15T15P	T15PQ



R=右手型-如图
R = right hand version shown

L=左手型
L = left hand version

产品型号 Part number	h	b	l ₁	h ₁	f	t _{max}	D _{max}	HWS
RH224.2608.81	26	7.9	110	21.4	0.75	18	36	224018
RH224.2608.82	26	7.9	110	21.4	0.95	18	36	224028
RH224.2608.83	26	7.9	110	21.4	1.2	18	36	224038
LH224.2608.81	26	7.9	110	21.4	0.75	18	36	224018
LH224.2608.82	26	7.9	110	21.4	0.95	18	36	224028
LH224.2608.83	26	7.9	110	21.4	1.1	18	36	224038

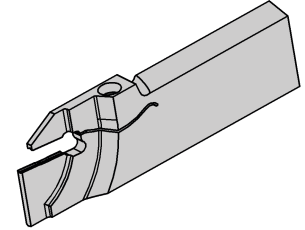
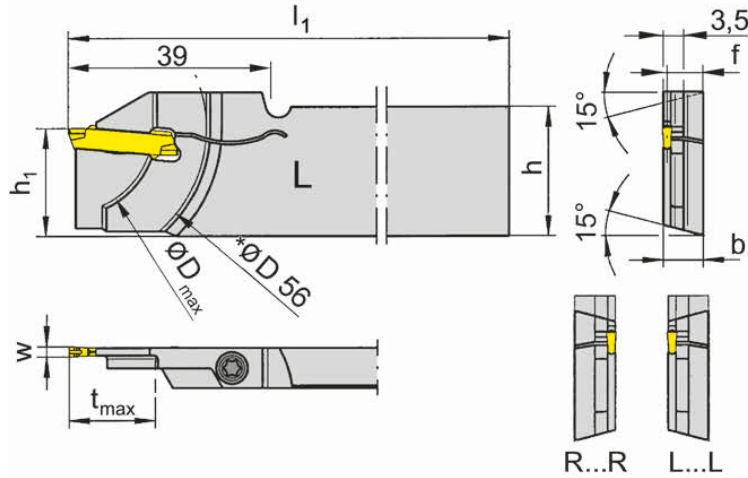
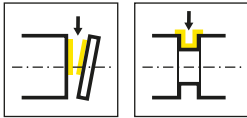
用于TRAUB (TNK28/TNK36/TNL26) 机床
for machines TRAUB (TNK28/TNK36/TNL26)

w见刀片
w see indexable inserts

*副主轴Dmax=D56
*D 56 = Dmax of the subspindle

配件
Spare Parts

刀杆 Toolholder	锁紧螺钉 Clamping Screw	TORX PLUS®扳手 TORX PLUS® Wrench
R/LH224...	4.15T15P	T15PL



L=左手型-如图
L = left hand version shown

R=右手型
R = right hand version

产品型号 Part number	h	b	l ₁	h ₁	f	t _{max}	D _{max}	HWS
RH224.2608.81R	26	7.9	110	21.4	7.15	18	36	224018
RH224.2608.82R	26	7.9	110	21.4	6.95	18	36	224028
RH224.2608.83R	26	7.9	110	21.4	6.75	18	36	224038
RH224.3208.83R	32	7.9	110	24.8	6.8	21	42	224038
LH224.2608.81L	26	7.9	110	21.4	7.15	18	36	224018
LH224.2608.82L	26	7.9	110	21.4	6.95	18	36	224028
LH224.2608.83L	26	7.9	110	21.4	6.75	18	36	224038
LH224.3208.83L	32	7.9	110	24.8	6.8	21	42	224038

用于TRAUB (TNK28/TNK36/TNL26) 机床
for machines TRAUB (TNK28/TNK36/TNL26)

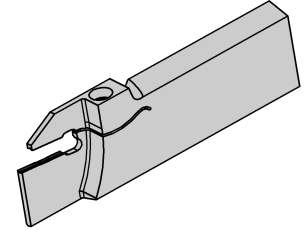
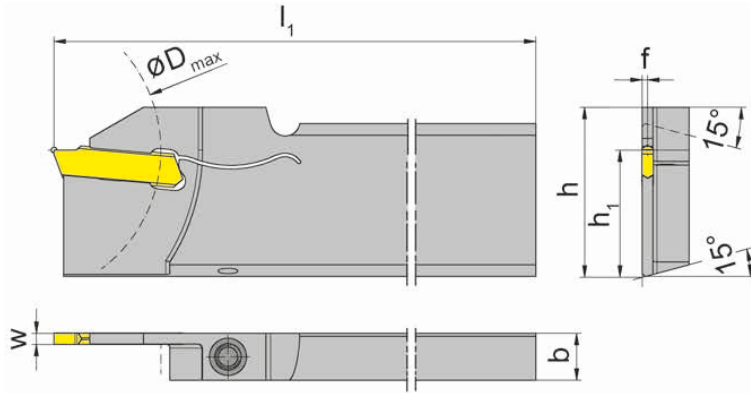
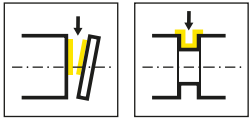
w见刀片
w see indexable inserts

*副主轴Dmax=D56
*D 56 = Dmax of the subspindle

*用于副主轴的特殊夹持装置 (例如:瀚柏格夹具)
* For specific clamping device on subspindle (e.g. HAINBUCH Axfixchuck)

配件
Spare Parts

刀杆 Toolholder	锁紧螺钉 Clamping Screw	TORX PLUS®扳手 TORX PLUS® Wrench
LH224.2608....	4.15T15P	T15PL
RH224.2608....	4.15T15P	T15PL



R=右手型-如图
R = right hand version shown

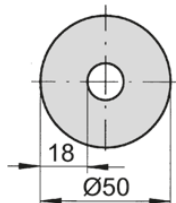
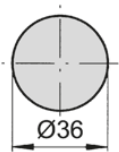
L=左手型
L = left hand version

产品型号 Part number	h	b	l ₁	h ₁	f	t _{max}	D _{max}	HWS
RH224.2608.01	26	7.9	110	21.4	0.7	18	50	224018
RH224.3208.01	32	7.9	110	24.8	0.7	18	50	224018
RH224.2608.02	26	7.9	110	21.4	0.9	18	50	224028
RH224.3208.02	32	7.9	110	24.8	0.9	18	50	224028
RH224.2608.03	26	7.9	110	21.4	1.1	18	50	224038
RH224.3208.03	32	7.9	110	24.8	1.1	18	50	224038
LH224.2608.01	26	7.9	110	21.4	0.7	18	50	224018
LH224.3208.01	32	7.9	110	24.8	0.7	18	50	224018
LH224.2608.02	26	7.9	110	21.4	0.9	18	50	224028
LH224.3208.02	32	7.9	110	24.8	0.9	18	50	224028
LH224.2608.03	26	7.9	110	21.4	1.1	18	50	224038
LH224.3208.03	32	7.9	110	24.8	1.1	18	50	224038

w见刀片
w see indexable inserts

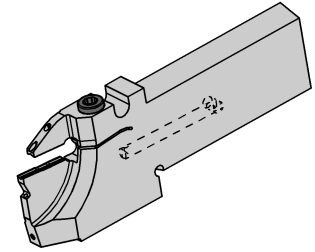
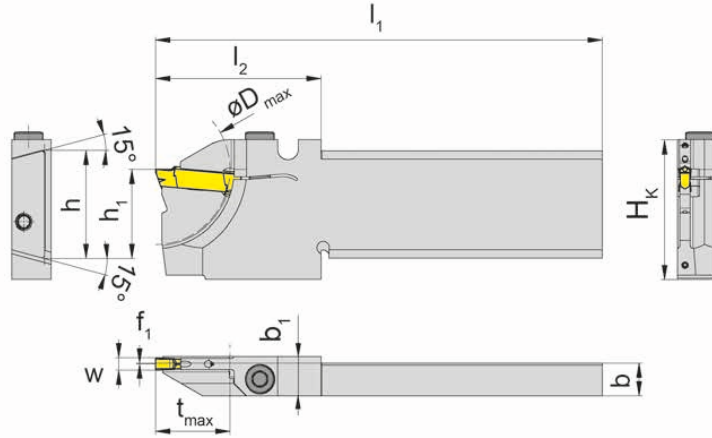
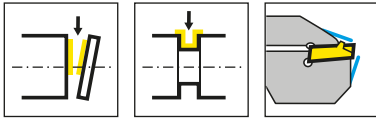
实心棒料切断
Parting off solid bars

管材切断
Parting off tubes



配件
Spare Parts

刀杆 Toolholder	锁紧螺钉 Clamping Screw	TORX PLUS®扳手 TORX PLUS® Wrench
R/LH224...	4.20T15P	T15PL



R=右手型-如图
R = right hand version shown

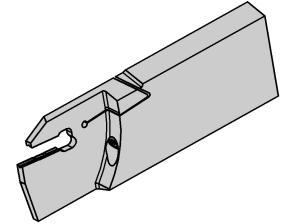
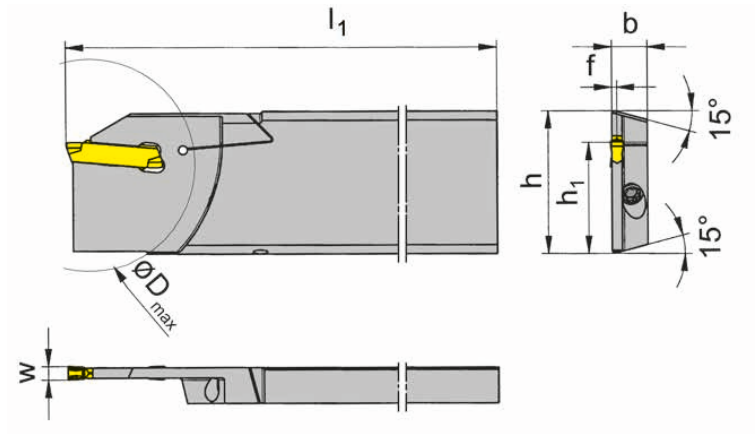
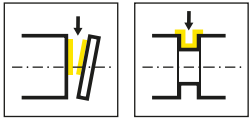
产品型号 Part number	H _k	h	b	l ₁	h ₁	f	t _{max}	l ₂	D _{max}	b ₁	HWS
RH224.2608.1.18.4.73.IK	33.6	26	7.9	108	21.4	0.2	18	40	36	9.5	224038
RH224.2608.1.18.4.73R.IK	33.6	26	7.9	108	21.4	6.4	18	40	36	9.5	224038
RH224.2608.2.18.4.73.IK	33.6	26	7.9	124	21.4	0.2	18	65	36	9.5	224038
RH224.2608.2.18.4.73R.IK	33.6	26	7.9	124	21.4	6.4	18	65	36	9.5	224038

适用机床 DMG MORI (MULTISPRINT 36)
for machines DMG MORI (MULTISPRINT 36)

w见刀片
w see indexable inserts

配件
Spare Parts

刀杆 Toolholder	锁紧螺钉 Clamping Screw	TORX PLUS®扳手 TORX PLUS® Wrench
RH224...	5.13T20P	T20PQ



R=右手型-如图
R = right hand version shown

L=左手型
L = left hand version

产品型号 Part number	h	b	l ₁	h ₁	f	t _{max}	D _{max}	HWS
RH224.3208.93	32	8	112	24.8	1.15	32.5	65	224038
LH224.3208.93	32	8	112	24.8	1.15	32.5	65	224038

w见刀片
w see indexable inserts

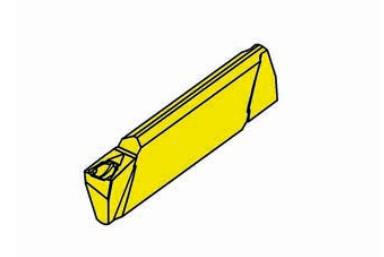
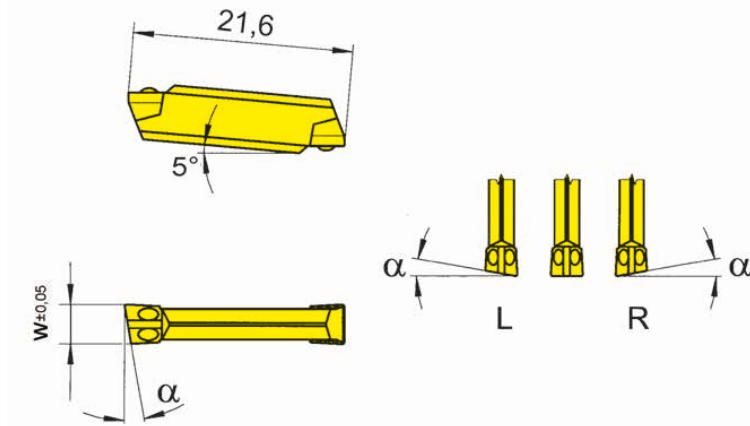
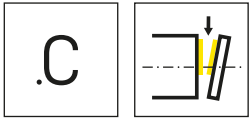
U

配件
Spare Parts

刀杆 Toolholder	锁紧螺钉 Clamping Screw	TORX PLUS®扳手 TORX PLUS® Wrench
R/LH224.3208.93	030.0413.T15P	T15PQ

可转位刀片 Indexable insert

S224



R=右手型-如图
R = right hand version shown

L=左手型
L = left hand version

▲ 库存
on stock

△ 4周
4 weeks

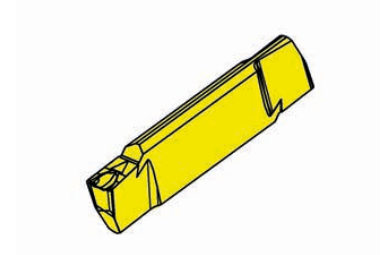
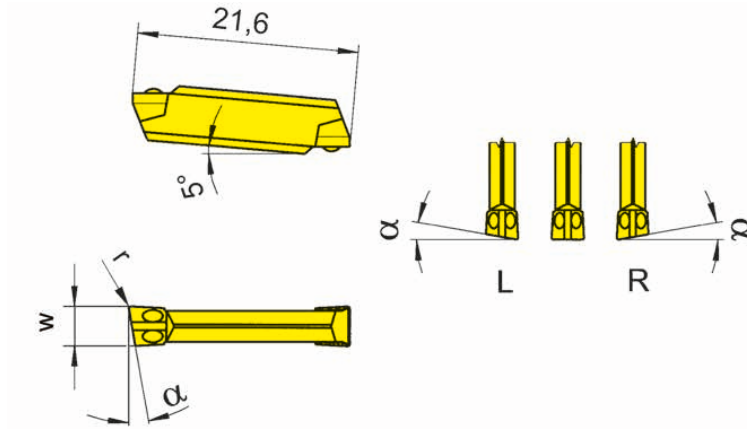
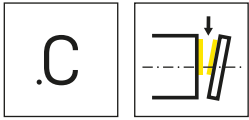
硬质合金牌号
Carbide grades

产品型号 Part number	w	α	HIS	硬质合金牌号 Carbide grades			
				TC92	TF45	TI25	TN35
RS224.0520.C0	2	5°	224018	▲	▲	▲	▲
RS224.0820.C0	2	8°	224018	▲	▲	▲	▲
RS224.1520.C0	2	15°	224018	▲	▲		▲
RS224.0525.C0	2.5	5°	224028	▲	▲	▲	▲
RS224.0530.C0	3	5°	224038	▲	▲	▲	▲
RS224.0830.C0	3	8°	224038	▲	▲		▲
LS224.0520.C0	2	5°	224018	▲	▲	▲	▲
LS224.0820.C0	2	8°	224018	▲	▲	▲	▲
LS224.1520.C0	2	15°	224018		▲		▲
LS224.0525.C0	2.5	5°	224028	▲		▲	▲
LS224.0530.C0	3	5°	224038	▲	▲	▲	▲
LS224.0830.C0	3	8°	224038	▲	▲		▲
S224.0020.C0	2	0°	224018	▲	▲	▲	▲
S224.0025.C0	2.5	0°	224028	▲	▲	▲	▲
S224.0030.C0	3	0°	224038	▲	▲	▲	▲
				P	●	●	●
				M	-	●	●
				K	-	●	●
				N	-	●	●
				S	-	●	●
				H	-	-	-



可转位刀片 Indexable insert

S224



R=右手型-如图
R = right hand version shown

L=左手型
L = left hand version

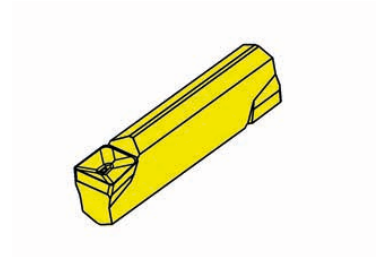
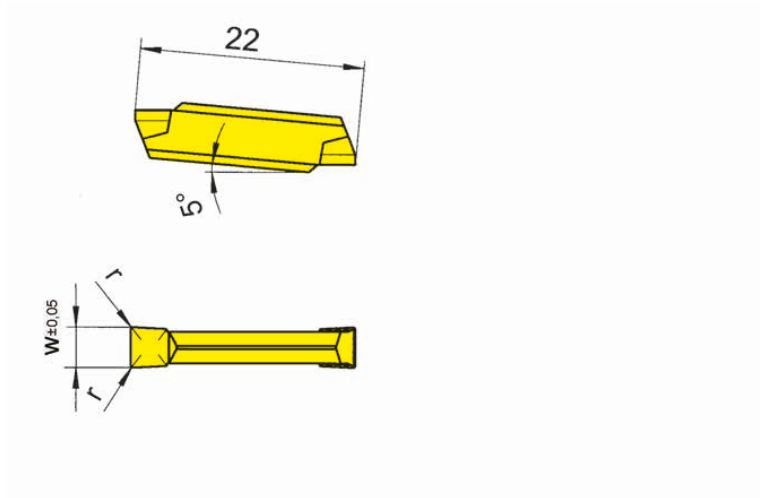
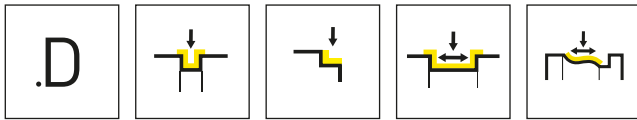
硬质合金牌号
Carbide grades
▲ 库存
on stock
△ 4周
4 weeks

产品型号 Part number	w	r	α	HIS	TC92	TF45	TI25	TN35
RS224.0520.C1	2	0.15	5°	224018	△	▲		▲
RS224.0820.C1	2	0.15	8°	224018	△	▲		△
RS224.1520.C1	2	0.15	15°	224018	△	▲		▲
RS224.0525.C1	2.5	0.15	5°	224028	△	▲		△
RS224.0825.C1	2.5	0.15	8°	224028	△	▲		△
RS224.0530.C1	3	0.15	5°	224038	△	▲		▲
RS224.0830.C1	3	0.15	8°	224038	△	▲		▲
LS224.0520.C1	2	0.15	5°	224018	△	▲		▲
LS224.0820.C1	2	0.15	8°	224018	△	▲		△
LS224.1520.C1	2	0.15	15°	224018	△	▲		▲
LS224.0525.C1	2.5	0.15	5°	224028	△	▲		△
LS224.0825.C1	2.5	0.15	8°	224028	△	▲		△
LS224.0530.C1	3	0.15	5°	224038	△	▲		▲
LS224.0830.C1	3	0.15	8°	224038	△	▲		▲
S224.0020.C1	2	0.15	0°	224018	▲	▲	▲	▲
S224.0025.C1	2.5	0.15	0°	224028	△	▲	▲	▲
S224.0030.C1	3	0.15	0°	224038	△	▲	▲	▲
P	●	●	●	●				
M	-	●	●	●				
K	-	●	●	●				
N	-	●	●	●				
S	-	●	●	●				
H	-	-	-	-				

U

可转位刀片 Indexable insert

S224



硬质合金牌号
Carbide grades

▲ 库存
on stock

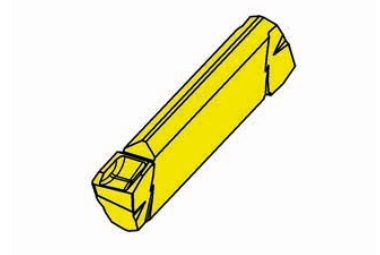
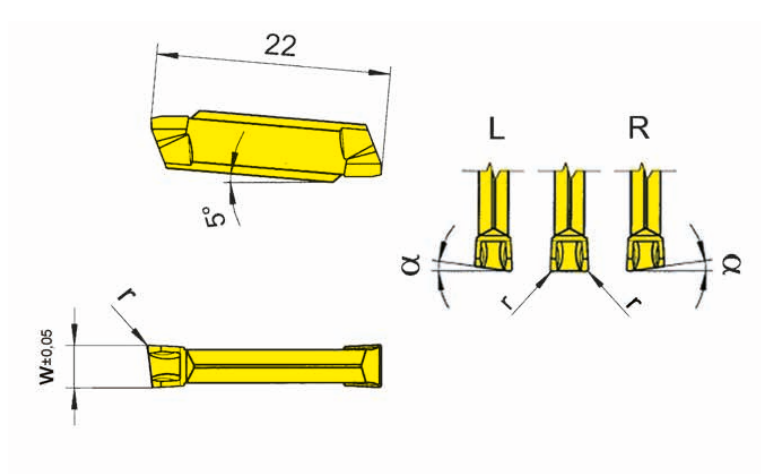
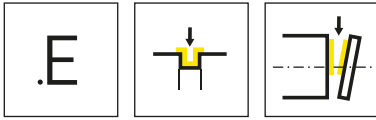
△ 4周
4 weeks

产品型号 Part number	w	r	HIS	硬质合金牌号 Carbide grades						
				H54	IG66	TF45	TF46	TI25	TN32	TN35
S224.0200.D2	2	0.2	224018	▲	▲	▲	▲	▲	▲	▲
S224.0250.D2	2.5	0.2	224028	△	▲	▲	▲	▲	▲	▲
S224.0300.D2	3	0.2	224038	▲	▲	▲	▲	▲	▲	▲
P	●	●	●	●	●	●	●	●	●	●
M	●	●	●	○	●	-	●	-	●	●
K	-	-	●	●	●	●	●	-	●	●
N	-	-	●	●	●	●	●	-	●	●
S	-	○	●	○	●	●	●	-	●	●
H	-	-	-	-	-	-	-	-	-	-



可转位刀片 Indexable insert

S224



R=右手型-如图
R = right hand version shown

L=左手型
L = left hand version

▲ 库存
on stock

硬质合金牌号
Carbide grades

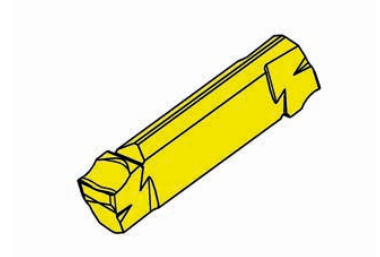
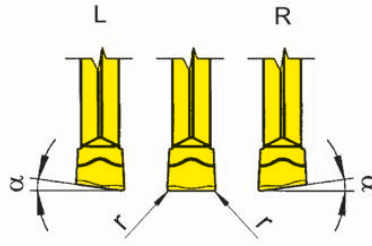
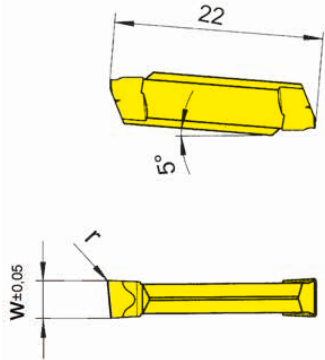
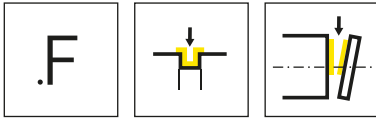
△ 4周
4 weeks

产品型号 Part number	w	r	α	HIS	AL96	AS62	TA43	TC92	TC93	TF43	TF45	TI22	TI25	TN32	TN35
RS224.0520.E2	2	0.2	5°	224018		▲		△	△	△					
RS224.0525.E2	2.5	0.2	5°	224028		▲		△	△	△	△				
RS224.0530.E2	3	0.2	5°	224038		▲		△	△	△	▲				
LS224.0520.E2	2	0.2	5°	224018		△		△	△	△	△				
LS224.0525.E2	2.5	0.2	5°	224028		△		△	△	△	△				
LS224.0530.E2	3	0.2	5°	224038		▲			△		▲				
S224.0200.E2	2	0.2	0°	224018		▲		△		▲	▲				
S224.0250.E2	2.5	0.2	0°	224028		▲		△	△	▲	▲				
S224.0300.E2	3	0.2	0°	224038	△	▲	△	△	△	▲	▲	▲	▲	△	△
S224.0300.E4	3	0.4	-	224038	△	▲		△	△	△	▲		△	△	△
P	●	●	●	●	●	●	●	●	●	●	●	●	●	●	●
M	-	-	-	-	-	-	-	-	-	-	●	-	●	-	●
K	●	-	-	-	-	-	-	-	-	-	●	-	●	-	●
N	●	-	-	-	-	-	-	-	-	-	●	-	●	-	●
S	-	-	-	-	-	-	-	-	-	-	●	-	●	-	●
H	-	-	-	-	-	-	-	-	-	-	-	-	-	-	-

U

可转位刀片 Indexable insert

S224



R=右手型-如图
R = right hand version shown

L=左手型
L = left hand version

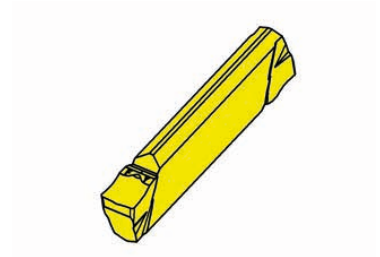
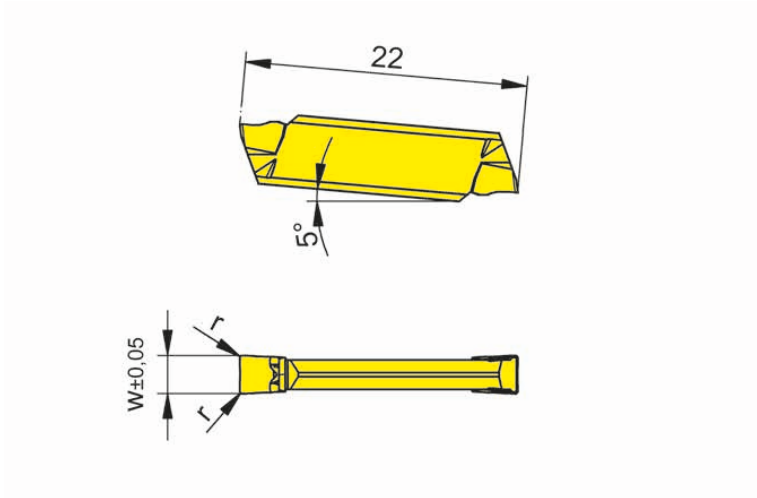
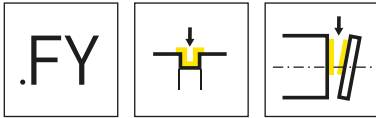
▲ 库存
on stock

硬质合金牌号
Carbide grades

△ 4周
4 weeks

产品型号 Part number	w	r	α	HIS	硬质合金牌号 Carbide grades								
					AL96	TA43	TF42	TF43	TF45	TF46	TI22	TI25	TN32
RS224.0520.F2	2	0.2	5°	224018					▲	▲			
RS224.0525.F2	2.5	0.2	5°	224028				▲	▲				
RS224.0530.F2	3	0.2	5°	224038				▲	▲		△		
LS224.0520.F2	2	0.2	5°	224018					▲	▲			
LS224.0525.F2	2.5	0.2	5°	224028					▲	▲			
LS224.0530.F2	3	0.2	5°	224038				△	▲				
S224.0200.F2	2	0.2	0°	224018	△		△	▲	▲	▲	▲	▲	△
S224.0250.F2	2.5	0.2	0°	224028	△		△	▲	▲	▲	▲	▲	△
S224.0300.F2	3	0.2	0°	224038	△	△		▲	▲		△	▲	△
P	●	●	●	●	●	●	●	●	●	●	●	●	●
M	-	-	-	-	●	○	-	●	-	-	-	-	-
K	●	-	-	-	●	●	-	●	●	-	-	-	-
N	●	-	-	-	●	●	-	●	●	-	-	-	-
S	-	-	-	-	-	-	-	●	○	-	●	-	-
H	-	-	-	-	-	-	-	-	-	-	-	-	-



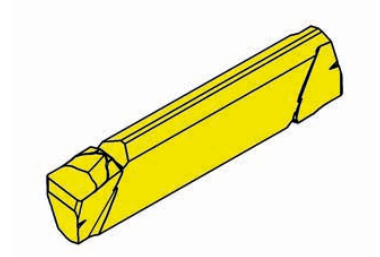
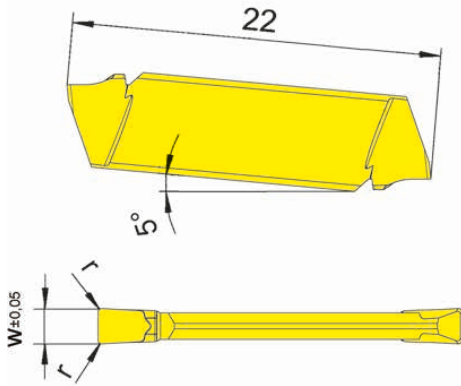
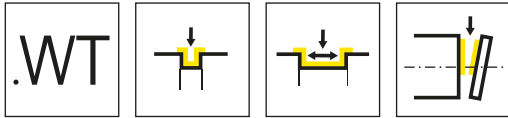


硬质合金牌号
Carbide grades

▲ 库存
on stock

△ 4周
4 weeks

产品型号 Part number	w	r	HIS	硬质合金牌号 Carbide grades				
				HP65	IG35	PH35	TI25	
S224.0200.FY2	2	0.2	224018	▲	▲	△	▲	
S224.0250.FY2	2.5	0.2	224028	▲	▲	△	▲	
S224.0300.FY2	3	0.2	224038	▲	▲	△	▲	
				P	●	-	○	●
				M	●	●	○	●
				K	●	-	●	●
				N	○	-	-	●
				S	●	●	-	●
				H	-	-	-	-



硬质合金牌号
Carbide grades

▲ 库存
on stock

△ 4周
4 weeks

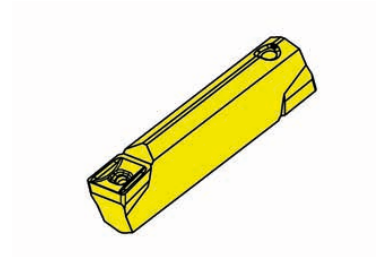
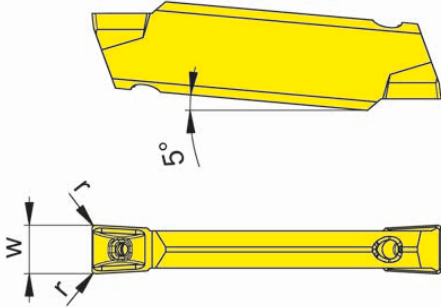
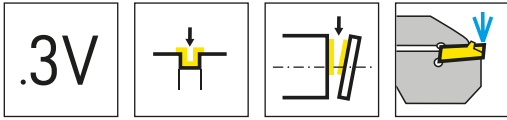
产品型号 Part number	w	r	HIS	IG35
S224.0200.WT2	2	0.2	224018	▲
S224.0250.WT2	2.5	0.2	224028	▲
S224.0300.WT2	3	0.2	224038	▲
				P -
				M ●
				K -
				N -
				S ●
				H -



可转位刀片

Indexable insert

S224




硬质合金牌号
Carbide grades

▲ 库存
on stock

△ 4周
4 weeks

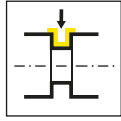
产品型号 Part number	w	r	HIS		HP65	IG35
S224.0300.3V2.IK	3	0.2	224039		▲	▲
				P	●	-
				M	●	●
				K	●	-
				N	○	-
				S	●	●
				H	-	-

U



U

刀杆
Toolholder
226



页/Page
662

可转位刀片
Indexable insert
S229/229



页/Page
663-664



页/Page
665



页/Page
666



页/Page
667



页/Page
668

技术信息
Technical Instructions

页/Page
713

229



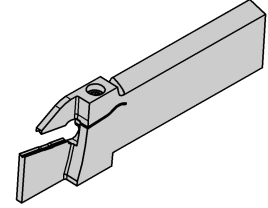
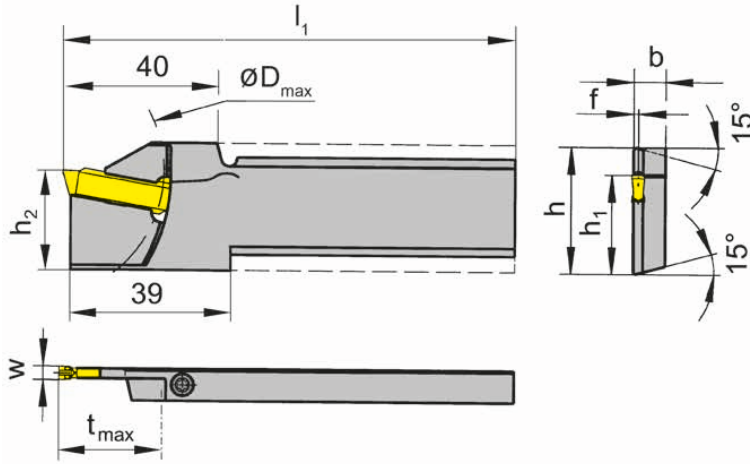
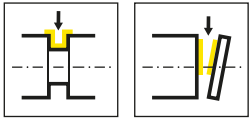
刀杆和刀片

槽宽3 - 5 mm

Toolholder and Inserts

Width of groove 3 - 5 mm

U



R=右手型-如图
R = right hand version shown

L=左手型
L = left hand version

产品型号 Part number	h	b	l_1	h_2	f	t_{max}	D_{max}	h_1	夹持范围 Clamping range	HWS
R226.2608.03	26	8	110	24.8	1.2	25	150	21.4	3	229030
R226.3208.03	32	8	110	24.8	1.2	25	150	24.8	3	229030
R226.2608.04	26	8	110	24.8	1.7	25	150	21.4	4	229040
R226.3208.04	32	8	110	24.8	1.7	25	150	24.8	4	229040
L226.2608.03	26	8	110	24.8	1.2	25	150	21.4	3	229030
L226.3208.03	32	8	110	24.8	1.2	25	150	24.8	3	229030
L226.2608.04	26	8	110	24.8	1.7	25	150	21.4	4	229040
L226.3208.04	32	8	110	24.8	1.7	25	150	24.8	4	229040

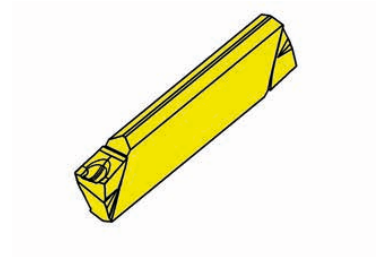
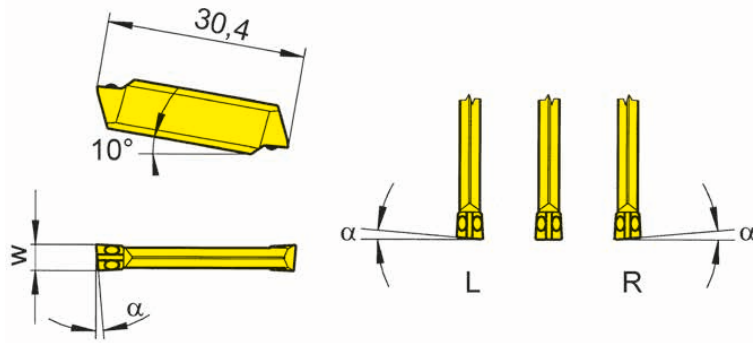
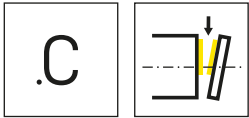
w见刀片
w see indexable inserts

配件
Spare Parts

刀杆 Toolholder	锁紧螺钉 Clamping Screw	TORX PLUS®扳手 TORX PLUS® Wrench
R/L226...	4.15T15P	T15PQ

可转位刀片 Indexable insert

S229



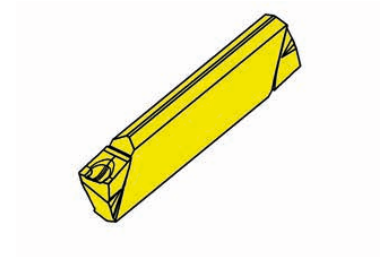
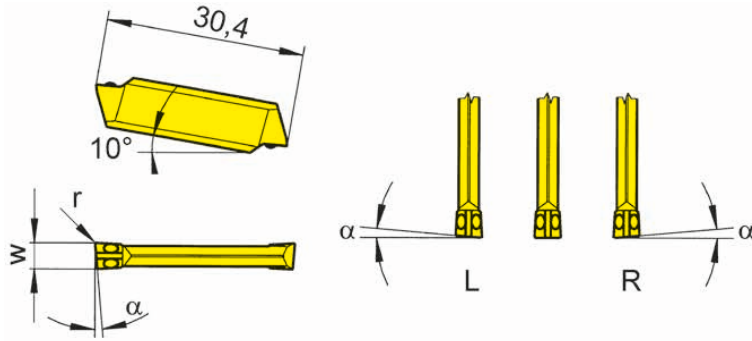
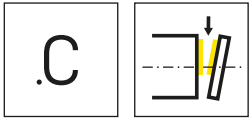
R=右手型-如图
R = right hand version shown

L=左手型
L = left hand version

硬质合金牌号
Carbide grades
▲ 库存
on stock
△ 4周
4 weeks

产品型号 Part number	w	α	HIS	TC92	TF45	TI25	TN35
RS229.0530.C0	3	5°	229020 • 229030	△	▲	▲	▲
RS229.0540.C0	4	5°	229030 • 229040	△	△	△	▲
RS229.0830.C0	3	8°	229020 • 229030	▲	▲	▲	▲
RS229.0840.C0	4	8°	229030 • 229040		△	△	▲
LS229.0530.C0	3	5°	229020 • 229030	△	▲	▲	▲
LS229.0540.C0	4	5°	229030 • 229040	△	△	△	
LS229.0830.C0	3	8°	229020 • 229030	▲	▲	▲	▲
LS229.0840.C0	4	8°	229030 • 229040	△	△	△	△
S229.0030.C0	3	0°	229020 • 229030	△	▲	▲	▲
S229.0040.C0	4	0°	229030 • 229040	△	△	△	▲
P	●	●	●	●	●	●	●
M	-	●	●	●	●	●	●
K	-	●	●	●	●	●	●
N	-	●	●	●	●	●	●
S	-	●	●	●	●	●	●
H	-	-	-	-	-	-	-





R=右手型-如图
R = right hand version shown

L=左手型
L = left hand version

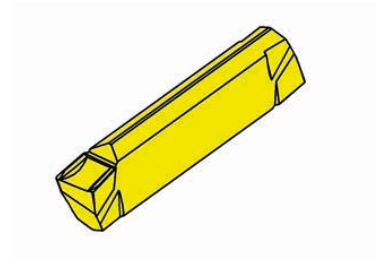
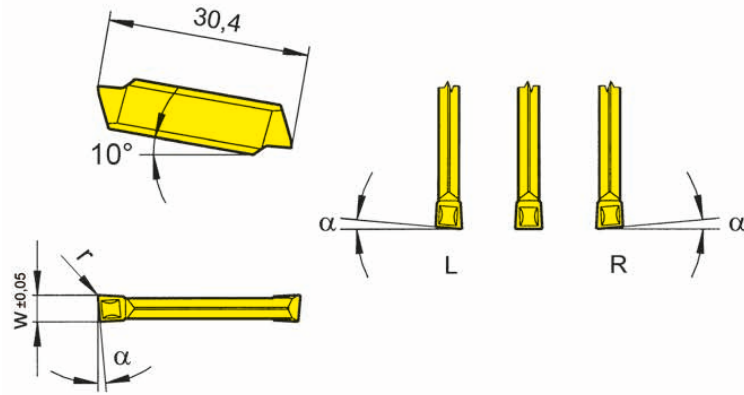
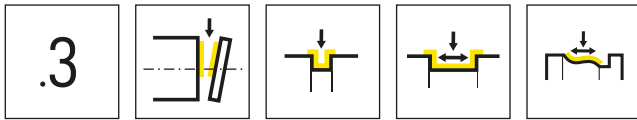
硬质合金牌号
Carbide grades
▲ 库存
on stock
△ 4周
4 weeks

产品型号 Part number	w	r	α	HIS	TC92	TF45	TI25	TN35
RS229.0530.C1	3	0.15	5°	229020 • 229030	△	△	▲	▲
RS229.0830.C1	3	0.15	8°	229020 • 229030	△	▲	▲	▲
RS229.0540.C1	4	0.15	5°	229030 • 229040	△	△	△	△
RS229.0840.C1	4	0.15	8°	229030 • 229040		△	△	▲
LS229.0530.C1	3	0.15	5°	229020 • 229030	△	△	▲	▲
LS229.0830.C1	3	0.15	8°	229020 • 229030	△	▲	△	▲
LS229.0540.C1	4	0.15	5°	229030 • 229040	△	△		△
LS229.0840.C1	4	0.15	8°	229030 • 229040	△	△	△	△
S229.0030.C1	3	0.15	0°	229020 • 229030	△	△	▲	▲
					P	●	●	●
					M	-	●	●
					K	-	●	●
					N	-	●	●
					S	-	●	●
					H	-	-	-

U

可转位刀片 Indexable insert

229 / S229



R=右手型-如图
R = right hand version shown

L=左手型
L = left hand version

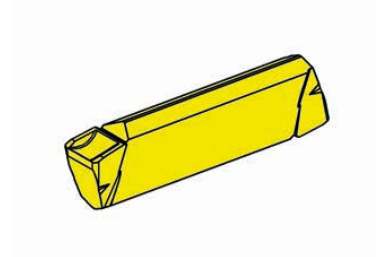
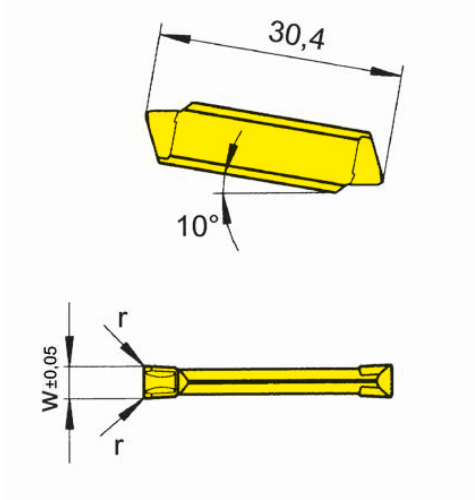
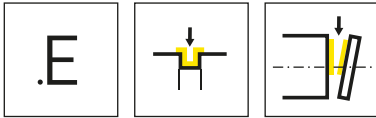
▲ 库存
on stock

硬质合金牌号
Carbide grades

△ 4周
4 weeks

产品型号 Part number	w	r	α	HIS	MG12	P20	AL96	AS62	AS66	H54	IG66	TA45	TC92	TF45	TI22	TI25	TN32	TN35
					▲	▲	▲	▲	▲	▲	▲	▲	▲	▲	▲	▲	▲	▲
R229.5300.31	3	0.2	5°	229020 • 229030	▲			▲					▲			▲	▲	▲
RS229.0530.32	3	0.2	5°	229020 • 229030				▲				△	▲	▲		▲	▲	▲
RS229.0540.32	4	0.2	5°	229030 • 229040				▲				△	△	▲		▲	▲	△
L229.5300.31	3	0.2	5°	229020 • 229030	▲			▲					▲			▲	▲	▲
LS229.0530.32	3	0.2	5°	229020 • 229030				▲				△	△	▲		▲	▲	▲
LS229.0540.32	4	0.2	5°	229030 • 229040								△	△	▲		▲	▲	△
S229.0300.32	3	0.2	-	229020 • 229030	▲	△	▲	▲	▲	▲	▲	△	▲	▲	▲	▲	▲	▲
S229.0400.32	4	0.2	-	229030 • 229040	△	△	▲	▲	▲	▲	▲	△	▲	▲		▲	▲	▲
R/L229.5300.31精密磨削, 长度30.0mm					P	O	●	●	●	●	●	●	●	●	●	●	●	●
R/L229.5300.31 precision ground, length 30,0 mm					M	-	-	-	O	●	●	●	-	●	-	●	-	●
					K	-	-	●	-	-	-	●	-	●	-	●	-	●
					N	-	-	●	-	-	-	●	-	●	-	●	-	●
					S	-	-	-	O	-	O	●	-	●	-	●	-	●
					H	-	-	-	-	-	-	-	-	-	-	-	-	-



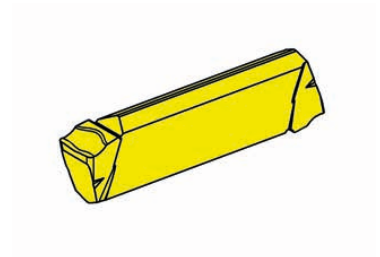
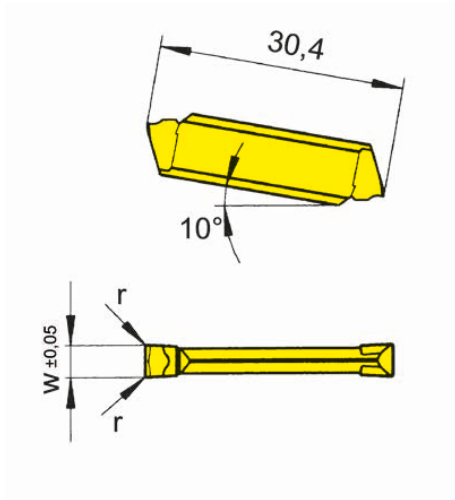
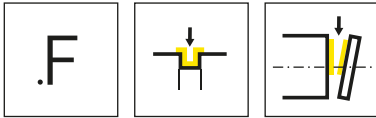


硬质合金牌号
Carbide grades

▲ 库存
on stock

△ 4周
4 weeks

产品型号 Part number	w	r	HIS	硬质合金牌号 Carbide grades				
				AS62	TC92	TF45	TF46	TI25
S229.0300.E2	3	0.2	229020 • 229030	▲		▲	▲	▲
S229.0300.E4	3	0.4	229020 • 229030	▲	△	▲		
S229.0400.E2	4	0.2	229030 • 229040	▲	△	▲	△	▲
S229.0400.E4	4	0.4	229030 • 229040	▲	△	▲		
P	●	●	●	●	●	●	●	●
M	-	-	●	○	●			
K	-	-	●	●	●			
N	-	-	●	●	●			
S	-	-	●	○	●			
H	-	-	-	-	-			



硬质合金牌号
Carbide grades

▲ 库存
on stock

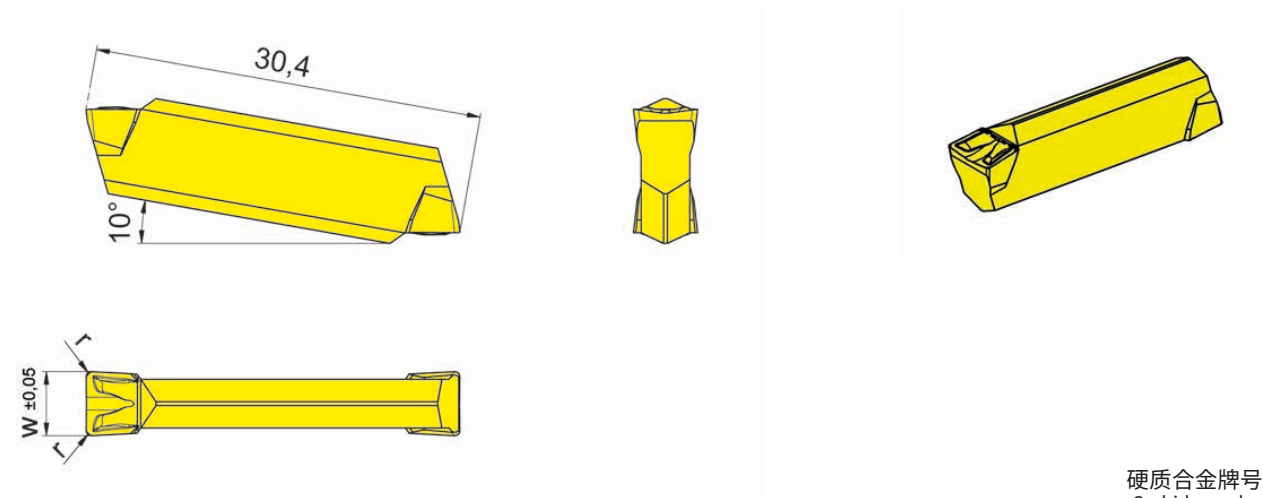
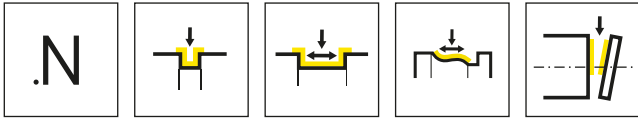
△ 4周
4 weeks

产品型号 Part number	w	r	HIS	硬质合金牌号 Carbide grades					
				TC92	TF43	TF45	TF46	TI22	TI25
S229.0300.F2	3	0.2	229020 • 229030	△	▲	▲	▲	▲	△
S229.0300.F4	3	0.4	229020 • 229030	△		▲	△		△
S229.0400.F2	4	0.2	229030 • 229040	△	△	▲	△		△
S229.0400.F4	4	0.4	229030 • 229040	△		▲	△		△
P				●	●	●	●	●	●
M				-	-	●	○	-	●
K				-	-	●	●	-	●
N				-	-	●	●	-	●
S				-	-	●	○	-	●
H				-	-	-	-	-	-



可转位刀片 Indexable insert

S229




硬质合金牌号
Carbide grades

▲ 库存
on stock

△ 4周
4 weeks

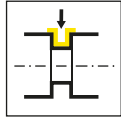
产品型号 Part number	w	r	HIS	AS45	AS62	DD25	IG66	TI25
S229.0300.N2.G	3	0.2	229020 • 229030	▲			▲	
S229.0300.N4.G	3	0.4	229020 • 229030	▲			▲	
S229.0400.N2.G	4	0.2	229030 • 229040	▲			▲	
S229.0400.N4.G	4	0.4	229030 • 229040	▲			▲	
S229.0500.N2.G	5	0.2	229040				▲	▲
S229.0500.N4.G	5	0.4	229040	▲	▲		▲	△
S229.0500.N6.G	5	0.6	229040	△	▲		▲	△
S229.0500.N8.G	5	0.8	229040		▲		▲	
P	●	●	-	●	●			
M	●	-	-	●	●			
K	●	-	-	-	-			
N	○	-	●	-	-			
S	●	-	○	○	○			
H	-	-	-	-	-			

U



U

刀杆
Toolholder
H264



页/Page
672-676

可转位刀片
Indexable insert
264



页/Page
677



页/Page
678

技术信息
Technical Instructions

页/Page
713

264



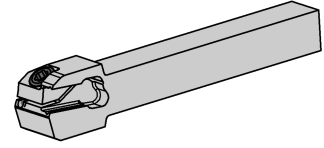
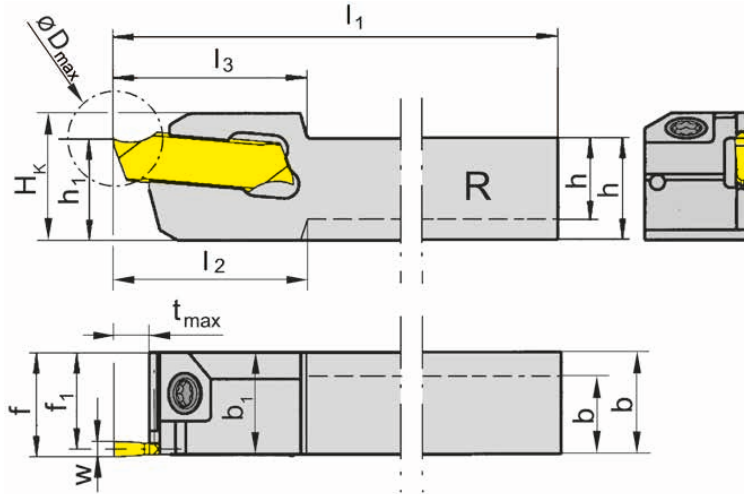
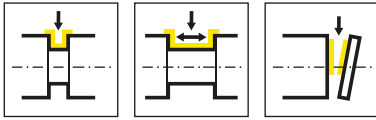
刀杆和刀片

槽宽1.5 - 3 mm

Toolholder and Inserts

Width of groove 1,5 - 3 mm

U



R=右手型-如图
R = right hand version shown

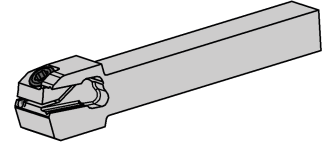
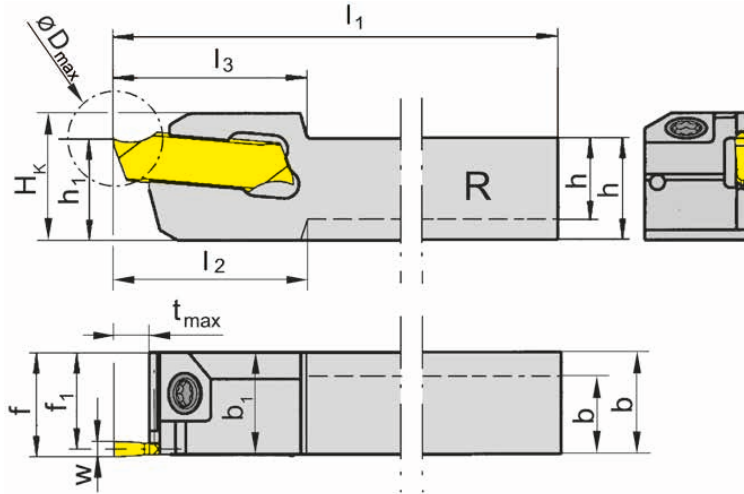
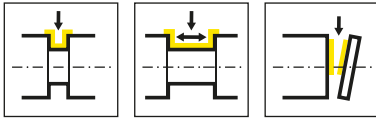
L=左手型
L = left hand version

产品型号 Part number	h	b	l ₁	l ₂	l ₃	h ₁	b ₁	f ₁	f	t _{max}	D _{max}	H _K	HWS
RH264.0808.01	8	8	120	17.5	17.5	8	10	9.25	10	4	22	12.5	26401
RH264.1010.01	10	10	120	-	17.5	10	-	9.25	10	4	22	12.5	26401
RH264.1212.01	12	12	120	-	17.5	12	-	11.25	12	4	22	14.5	26401
RH264.1616.01	16	16	120	-	17.5	16	-	15.25	16	4	32	18.5	26401
RH264.1010.11	10	10	120	-	19	10	-	9.25	10	10	20	12.5	26401
RH264.1212.11	12	12	120	-	19	12	-	11.25	12	10	20	14.5	26401
RH264.1616.11	16	16	120	-	19	16	-	15.25	16	10	32	18.5	26401
RH264.1212.21	12	12	120	-	22	12	-	11.25	12	13	26	15.5	26401
RH264.1616.21	16	16	120	-	22	16	-	15.25	16	13	32	19.5	26401
LH264.0808.01	8	10	120	17.5	17.5	8	10	9.25	10	4	22	12.5	26401
LH264.1010.01	10	10	120	-	17.5	10	-	9.25	10	4	22	12.5	26401
LH264.1212.01	12	12	120	-	17.5	12	-	11.25	12	4	22	14.5	26401
LH264.1616.01	16	16	120	-	17.5	16	-	15.25	16	4	32	18.5	26401
LH264.1010.11	10	10	120	-	19	10	-	9.25	10	10	20	12.5	26401
LH264.1212.11	12	12	120	-	19	12	-	11.25	12	10	20	14.5	26401
LH264.1616.11	16	16	120	-	19	16	-	15.25	16	10	32	18.5	26401
LH264.1212.21	12	12	120	-	22	12	-	11.25	12	13	26	15.5	26401
LH264.1616.21	16	16	120	-	22	16	-	15.25	16	13	32	19.5	26401

w见刀片
w see indexable inserts

配件
Spare Parts

刀杆 Toolholder	锁紧螺钉 Clamping Screw	TORX PLUS®扳手 TORX PLUS® Wrench
R/LH264...	3.5.12T10EP	T10PL



R=右手型-如图
R = right hand version shown

L=左手型
L = left hand version

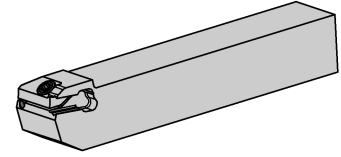
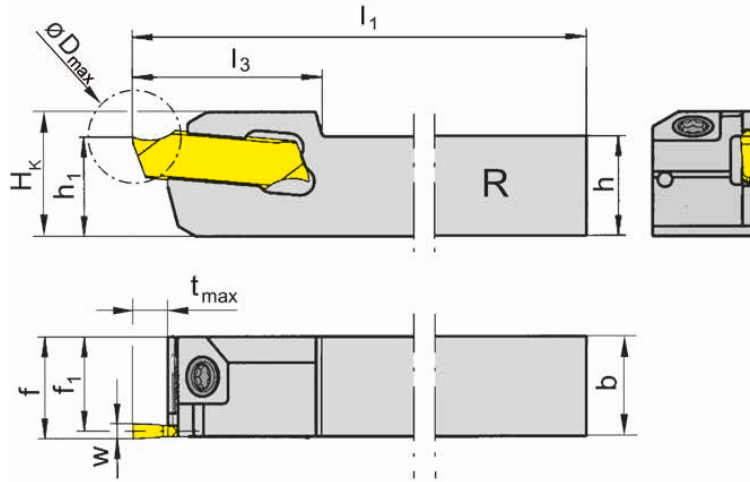
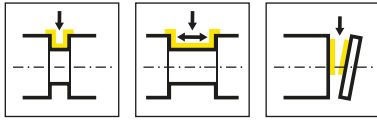
产品型号 Part number	h	b	l ₁	l ₃	h ₁	f ₁	f	t _{max}	D _{max}	H _k	HWS
RH264.1010.02	10	10	120	17.5	10	9	10	4	32	12.5	26402
RH264.1212.02	12	12	120	17.5	12	11	12	4	32	14.5	26402
RH264.1616.02	16	16	120	17.5	16	15	16	4	32	18.5	26402
RH264.1010.12	10	10	120	19	10	9	10	10	32	12.5	26402
RH264.1212.12	12	12	120	19	12	11	12	10	32	14.5	26402
RH264.1616.12	16	16	120	19	16	15	16	10	32	18.5	26402
RH264.1212.22	12	12	120	25	12	11	12	16	32	14.5	26402
RH264.1616.22	16	16	120	25	16	15	16	16	32	19.5	26402
LH264.1010.02	10	10	120	17.5	10	9	10	4	32	12.5	26402
LH264.1212.02	12	12	120	17.5	12	11	12	4	32	14.5	26402
LH264.1616.02	16	16	120	17.5	16	15	16	4	32	18.5	26402
LH264.1010.12	10	10	120	19	10	9	10	10	32	12.5	26402
LH264.1212.12	12	12	120	19	12	11	12	10	32	14.5	26402
LH264.1616.12	16	16	120	19	16	15	16	10	32	18.5	26402
LH264.1212.22	12	12	120	25	12	11	12	16	32	14.5	26402
LH264.1616.22	16	16	120	25	16	15	16	16	32	19.5	26402

w见刀片
w see indexable inserts

配件
Spare Parts

刀杆 Toolholder	锁紧螺钉 Clamping Screw	TORX PLUS®扳手 TORX PLUS® Wrench
R/LH264...	3.5.12T10EP	T10PL





R=右手型-如图
R = right hand version shown

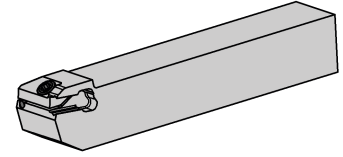
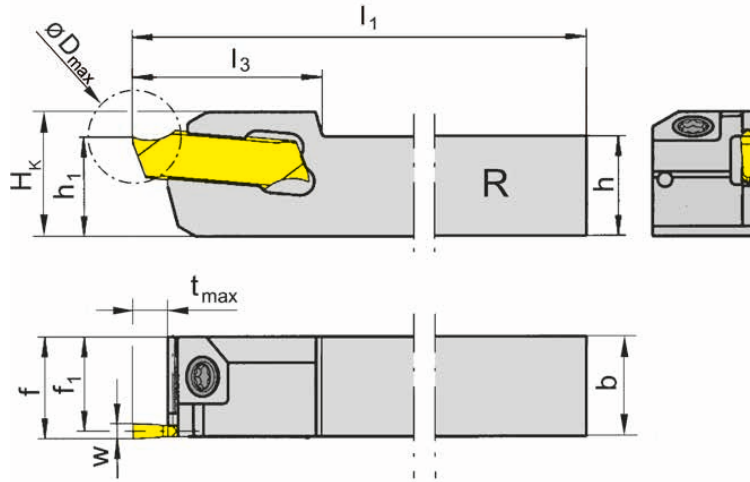
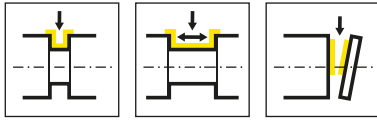
L=左手型
L = left hand version

产品型号 Part number	h	b	l ₁	l ₃	h ₁	f ₁	f	t _{max}	D _{max}	H _k	HWS
RH264.1212.03	12	12	120	17.5	12	10.75	12	4	32	14.5	26403
RH264.1616.03	16	16	120	17.5	16	14.75	16	4	32	18.5	26403
RH264.1212.13	12	12	120	19	12	10.75	12	10	32	14.5	26403
RH264.1616.13	16	16	120	19	16	14.75	16	10	32	18.5	26403
RH264.1212.23	12	12	120	25	12	10.75	12	16	32	14.5	26403
RH264.1616.23	16	16	120	25	16	14.75	16	16	32	18.5	26403
LH264.1616.03	16	16	120	17.5	16	14.75	16	4	32	18.5	26403
LH264.1212.13	12	12	120	19	12	10.75	12	10	32	14.5	26403
LH264.1616.13	16	16	120	19	16	14.75	16	10	32	18.5	26403
LH264.1212.23	12	12	120	25	12	10.75	12	16	32	14.5	26403
LH264.1616.23	16	16	120	25	16	14.75	16	16	32	18.5	26403

w见刀片
w see indexable inserts

配件
Spare Parts

刀杆 Toolholder	锁紧螺钉 Clamping Screw	TORX PLUS®扳手 TORX PLUS® Wrench
R/LH264...	3.5.12T10EP	T10PL



R=右手型-如图
R = right hand version shown

L=左手型
L = left hand version

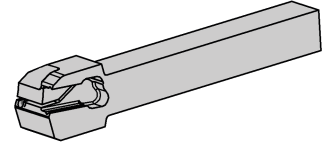
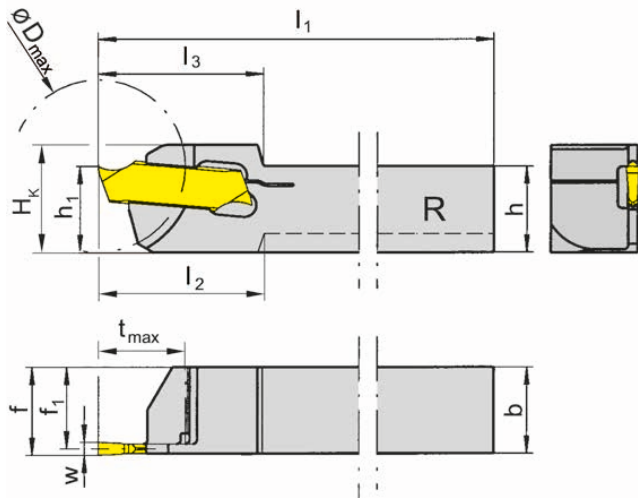
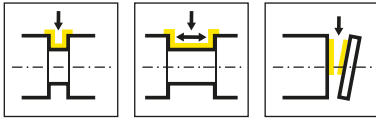
产品型号 Part number	h	b	l ₁	l ₃	h ₁	f ₁	f	t _{max}	D _{max}	H _K	HWS
RH264.1212.04	12	12	120	17.5	12	10.5	12	5	32	15	26404
RH264.1616.04	16	16	120	17.5	16	14.5	16	5	32	19	26404
RH264.1212.14	12	12	120	19	12	10.5	12	10	32	15	26404
RH264.1616.14	16	16	120	19	16	14.5	16	10	32	19	26404
RH264.1212.24	12	12	120	25	12	10.5	12	16	32	15	26404
RH264.1616.24	16	16	120	25	16	14.5	16	16	32	19	26404
LH264.1212.04	12	12	120	17.5	12	10.5	12	5	32	15	26404
LH264.1616.04	16	16	120	17.5	16	14.5	16	5	32	19	26404
LH264.1212.14	12	12	120	19	12	10.5	12	10	32	15	26404
LH264.1616.14	16	16	120	19	16	14.5	16	10	32	19	26404
LH264.1212.24	12	12	120	25	12	10.5	12	16	32	15	26404
LH264.1616.24	16	16	120	25	16	14.5	16	16	32	19	26404

w见刀片
w see indexable inserts

配件
Spare Parts

刀杆 Toolholder	锁紧螺钉 Clamping Screw	TORX PLUS®扳手 TORX PLUS® Wrench
R/LH264...	3.5.12T10EP	T10PL





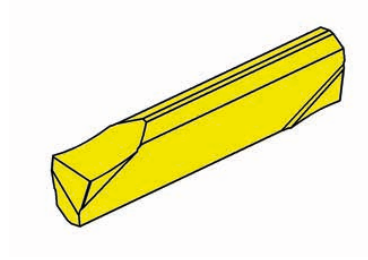
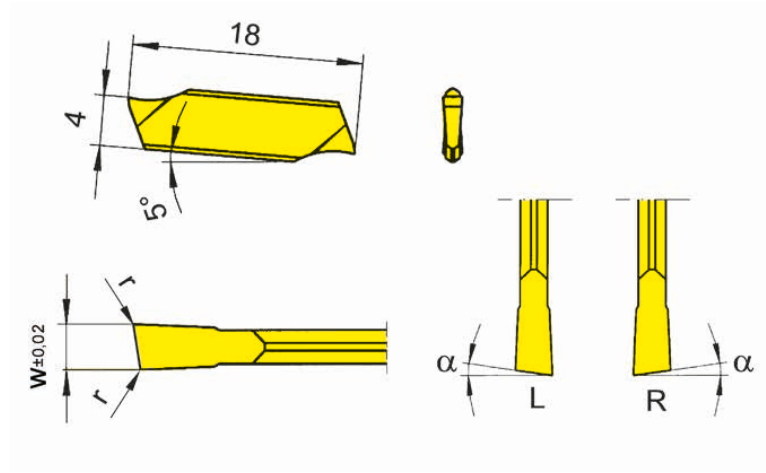
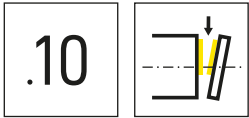
R=右手型-如图
R = right hand version shown

L=左手型
L = left hand version

产品型号 Part number	h	b	l ₁	l ₂	l ₃	h ₁	f ₁	f	t _{max}	D _{max}	H _K	HWS
RH264.0808.51	8	8	120	18	18	10	7.25	8	7	20	12.5	26401
RH264.1010.61	10	10	120	-	19	10	9.25	10	10	20	12.5	26401
RH264.1010.62	10	10	120	-	19	10	9	10	10	20	12.5	26402
RH264.1212.62	12	12	120	-	19	12	11	12	10	20	14.5	26402
RH264.1212.63	12	12	120	-	19	12	10.75	12	10	32	14.5	26403
LH264.0808.51	8	8	120	18	18	10	7.25	8	7	20	12.5	26401
LH264.1010.61	10	10	120	-	19	10	9.25	10	10	20	12.5	26401
LH264.1010.62	10	10	120	-	19	10	9	10	10	20	12.5	26402
LH264.1212.62	12	12	120	-	19	12	11	12	10	20	14.5	26402
LH264.1212.63	12	12	120	-	19	12	10.75	12	10	32	14.5	26403
LH264.1212.64	12	12	120	-	19	12	10.5	12	10	32	14.5	26404

w见刀片
w see indexable inserts

扳手P39L不包含在刀板中, 需单独订购!
Wrench P39L is not combined with toolholder - separate order required!



R=右手型-如图
R = right hand version shown

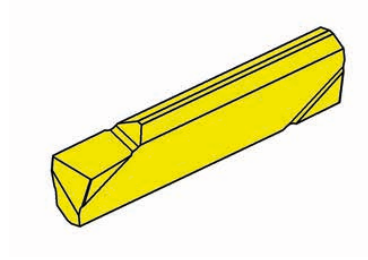
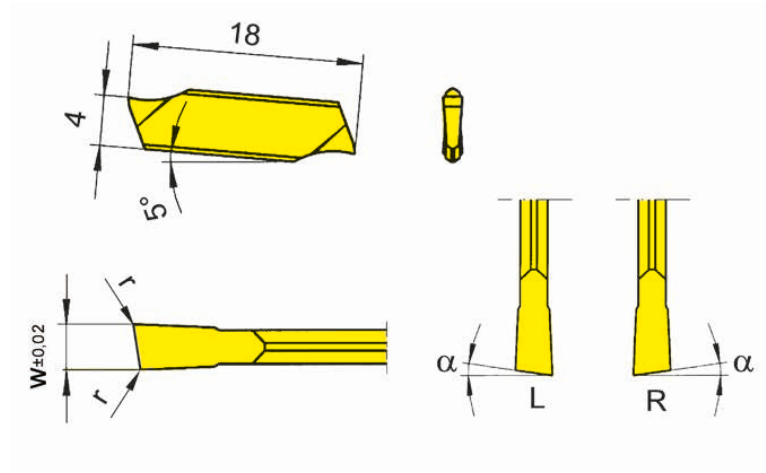
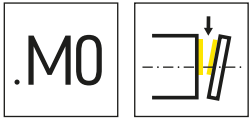
L=左手型
L = left hand version

▲ 库存
on stock

硬质合金牌号
Carbide grades
△ 4周
4 weeks

产品型号 Part number	w	r	α	HIS	MG12	TH35	TI25	TN35
R264.0815.10	1.5	0.05	8°	26401	▲	△	△	▲
R264.1515.10	1.5	0.05	15°	26401	▲	△		▲
R264.0820.10	2	0.05	8°	26402	▲	△		▲
R264.1520.10	2	0.05	15°	26402	▲	△		▲
R264.0825.10	2.5	0.1	8°	26403	△	△		▲
R264.1525.10	2.5	0.1	15°	26403	△	△		▲
R264.0830.10	3	0.1	8°	26404	△	△		△
R264.1530.10	3	0.1	15°	26404	△	△		▲
L264.0815.10	1.5	0.05	8°	26401	△	△	△	▲
L264.1515.10	1.5	0.05	15°	26401	△	△		▲
L264.0820.10	2	0.05	8°	26402	△	△		▲
L264.1520.10	2	0.05	15°	26402	△	△		▲
L264.0825.10	2.5	0.1	8°	26403	△	△		△
L264.1525.10	2.5	0.1	15°	26403	△	△		△
L264.0830.10	3	0.1	8°	26404	△	△		△
L264.1530.10	3	0.1	15°	26404	△	△		▲
P	o	•	•	•				
M	-	•	•	•				
K	-	•	•	•				
N	-	•	•	•				
S	-	•	•	•				
H	-	-	-	-				





R=右手型-如图
R = right hand version shown


L=左手型
L = left hand version

▲ 库存
on stock

硬质合金牌号
Carbide grades
△ 4周
4 weeks

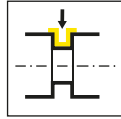
产品型号 Part number	w	r	α	HIS	MG12	TH35	TN35
R264.0815.M0	1.5	0.05	8°	26401	▲	▲	▲
R264.1515.M0	1.5	0.05	15°	26401	▲	▲	▲
R264.0820.M0	2	0.05	8°	26402	▲	▲	▲
R264.1520.M0	2	0.05	15°	26402	▲	▲	▲
R264.0825.M0	2.5	0.1	8°	26403	▲	▲	▲
R264.1525.M0	2.5	0.1	15°	26403	▲	▲	▲
R264.0830.M0	3	0.1	8°	26404	▲	▲	▲
R264.1530.M0	3	0.1	15°	26404	▲	▲	▲
L264.0815.M0	1.5	0.05	8°	26401	▲	▲	▲
L264.1515.M0	1.5	0.05	15°	26401	▲	▲	▲
L264.0820.M0	2	0.05	8°	26402	▲	▲	▲
L264.1520.M0	2	0.05	15°	26402	▲	▲	▲
L264.0825.M0	2.5	0.1	8°	26403	▲	▲	▲
L264.1525.M0	2.5	0.1	15°	26403	▲	▲	▲
L264.0830.M0	3	0.1	8°	26404	▲	▲	▲
L264.1530.M0	3	0.1	15°	26404	▲	▲	▲
P	○	●	●				
M	-	●	●				
K	-	●	●				
N	-	●	●				
S	-	●	●				
H	-	-	-				

U



U

刀杆
Toolholder
H274/H274...E



页/Page
682, 689

可转位刀片
Indexable insert
S274/S274...E



页/Page
683-684,
690-691



页/Page
685-686,
692-693



页/Page
687-688,
694-695

技术信息
Technical Instructions

页/Page
713

274



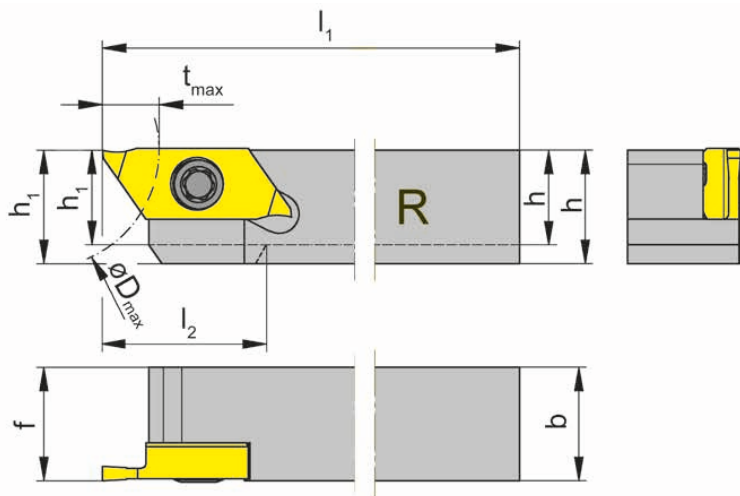
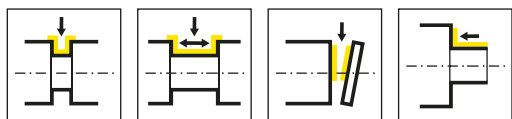
刀杆和刀片

槽宽0.5 - 3 mm

Toolholder and Inserts

Width of groove 0,5 - 3 mm

U



R=右手型-如图
R = right hand version shown

L=左手型
L = left hand version

产品型号 Part number	h	b	l ₁	l ₂	h ₁	f	t _{max}	D _{max}	HWS
RH274.0808.04	8	8	100	16	8	8	6	25	274040R
RH274.1010.04	10	10	100	-	10	10	6	25	274040R
RH274.1212.04	12	12	100	-	12	12	6	25	274040R
RH274.1414.04	14	14	100	-	14	14	6	25	274040R
RH274.1616.04	16	16	125	-	16	16	6	25	274040R
RH274.2020.04	20	20	125	-	20	20	6	25	274040R
LH274.0808.04	8	8	100	16	8	8	6	25	274040L
LH274.1010.04	10	10	100	-	10	10	6	25	274040L
LH274.1212.04	12	12	100	-	12	12	6	25	274040L
LH274.1414.04	14	14	100	-	14	14	6	25	274040L
LH274.1616.04	16	16	125	-	16	16	6	25	274040L
LH274.2020.04	20	20	125	-	20	20	6	25	274040L

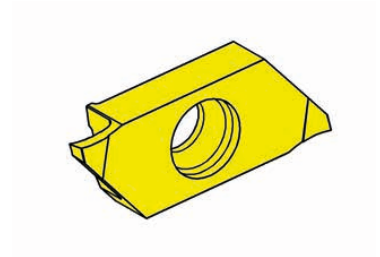
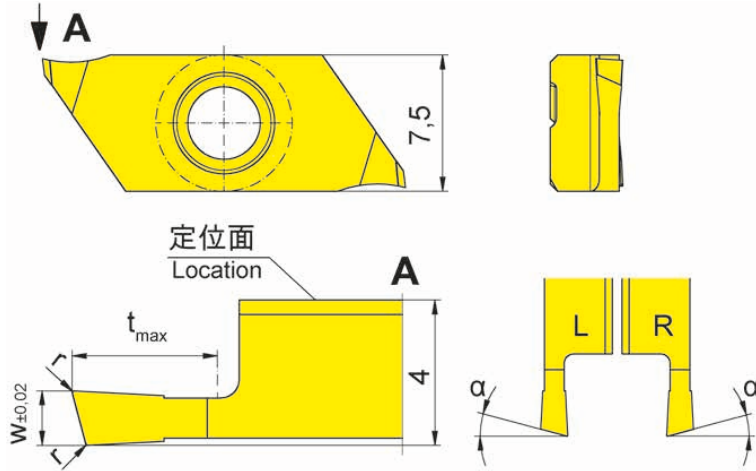
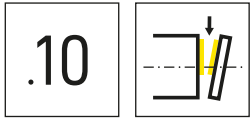
配件
Spare Parts

刀杆 Toolholder	锁紧螺钉 Clamping Screw	TORX PLUS®扳手 TORX PLUS® Wrench
R/LH274.0808.04	030.350P.0744	T15PQ
R/LH274...	030.3509.T15P	T15PQ

可转位刀片

Indexable insert

S274



R=右手型-如图
R = right hand version shown

L=左手型
L = left hand version

▲ 库存
on stock

硬质合金牌号
Carbide grades
△ 4周
4 weeks

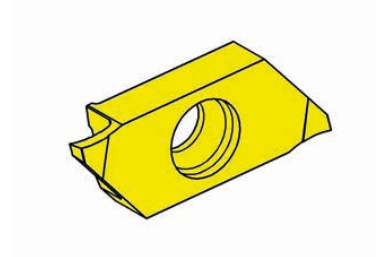
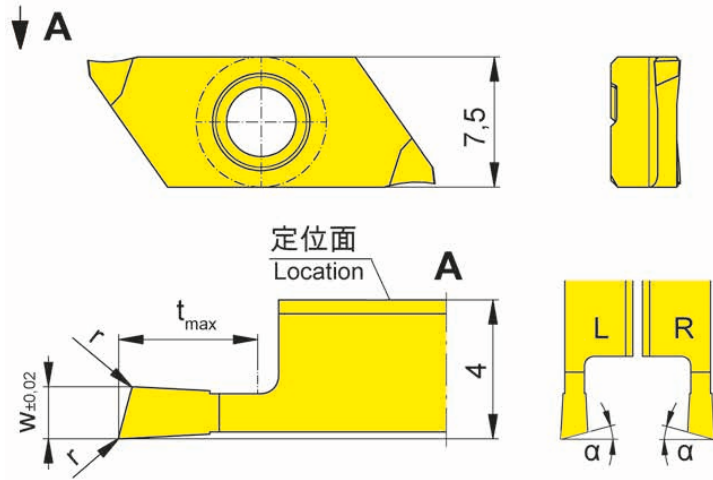
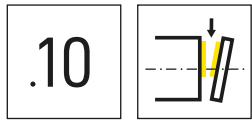
产品型号 Part number	w	r	t _{max}	α	HIS	IG35	TH35
RS274.1508.03.10	0.8	0.05	3	15°	274040R	▲	▲
RS274.1510.03.10	1	0.05	3	15°	274040R	▲	▲
RS274.1515.04.10	1.5	0.05	4	15°	274040R	▲	▲
RS274.1520.06.10	2	0.05	6	15°	274040R	▲	▲
LS274.1508.03.10	0.8	0.05	3	15°	274040L	▲	▲
LS274.1510.03.10	1	0.05	3	15°	274040L	▲	▲
LS274.1515.04.10	1.5	0.05	4	15°	274040L	▲	▲
LS274.1520.06.10	2	0.05	6	15°	274040L	▲	▲
						P	- ●
						M	● ●
						K	- ●
						N	- ●
						S	● ●
						H	- -

只有当零件 $\varnothing \leq 25\text{mm}$ 时才能达到最大切深 t_{max} 6mm。
t_{max} 6 mm can be reached only with workpiece $\varnothing \leq 25$ mm.



可转位刀片 Indexable insert

S274



R=右手型-如图
R = right hand version shown

L=左手型
L = left hand version

▲ 库存
on stock

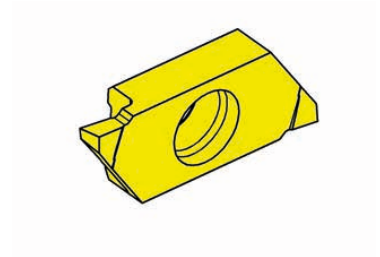
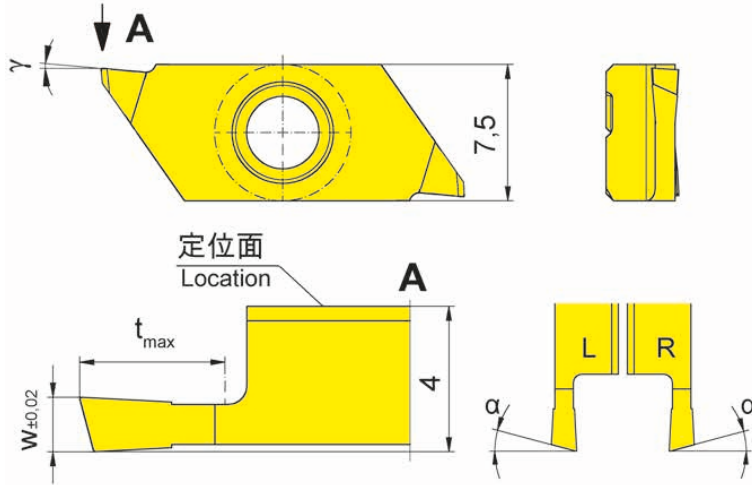
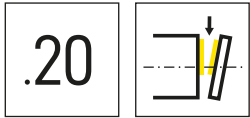
硬质合金牌号
Carbide grades
△ 4周
4 weeks

产品型号 Part number	w	r	t _{max}	α	HIS	IG35	TH35
RS274.1508.03.10L	0.8	0.05	3	15°	274040R	△	△
RS274.1510.03.10L	1	0.05	3	15°	274040R	△	△
RS274.1515.04.10L	1.5	0.05	4	15°	274040R	△	△
RS274.1520.06.10L	2	0.05	6	15°	274040R	△	▲
LS274.1508.03.10R	0.8	0.05	3	15°	274040L	▲	▲
LS274.1510.03.10R	1	0.05	3	15°	274040L	▲	▲
LS274.1515.04.10R	1.5	0.05	4	15°	274040L	▲	▲
LS274.1520.06.10R	2	0.05	6	15°	274040L	▲	▲

只有当零件 $\varnothing \leq 25\text{mm}$ 时才能达到最大切深 $t_{\text{max}} 6\text{mm}$ 。
t_{max} 6 mm can be reached only with workpiece $\varnothing \leq 25\text{ mm}$.

P	-	●
M	●	●
K	-	●
N	-	●
S	●	●
H	-	-

U



R=右手型-如图
R = right hand version shown

L=左手型
L = left hand version

▲ 库存
on stock

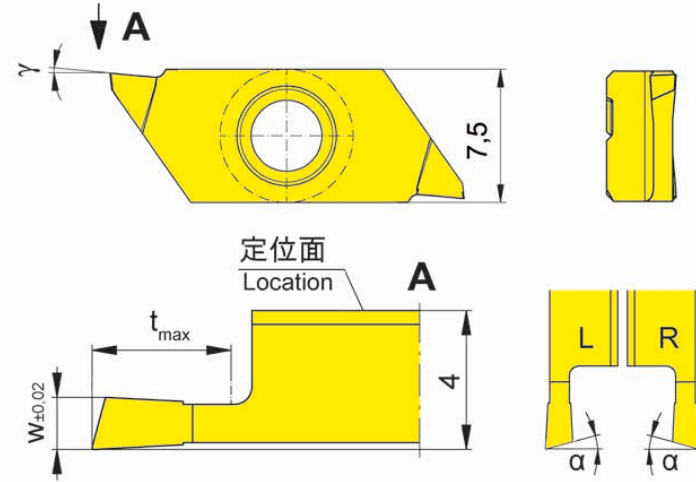
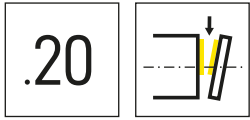
硬质合金牌号
Carbide grades
△ 4周
4 weeks

产品型号 Part number	w	t _{max}	α	γ	HIS	IG35	TH35
RS274.1515.04.20	1.5	4	15°	5°	274040R	△	△
RS274.1520.06.20	2	6	15°	5°	274040R	△	△
LS274.1515.04.20	1.5	4	15°	5°	274040L	△	△
LS274.1520.06.20	2	6	15°	5°	274040L	△	△

只有当零件 $\varnothing \leq 25\text{mm}$ 时才能达到最大切深 $t_{\text{max}} 6\text{mm}$ 。
t_{max} 6 mm can be reached only with workpiece $\varnothing \leq 25\text{ mm}$.

P	-	●
M	●	●
K	-	●
N	-	●
S	●	●
H	-	-





R=右手型-如图
R = right hand version shown

L=左手型
L = left hand version

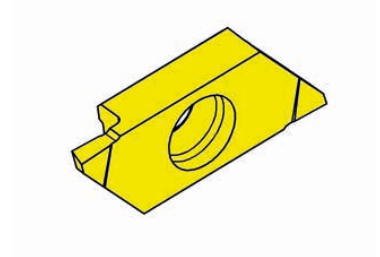
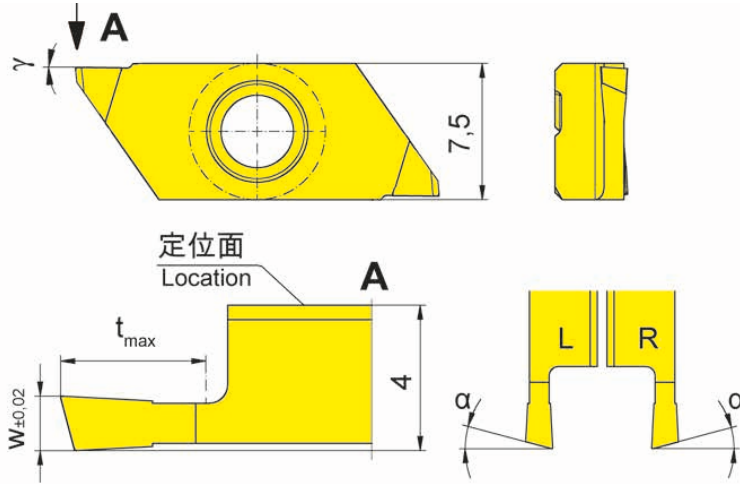
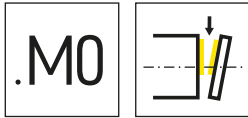
▲ 库存
on stock

硬质合金牌号
Carbide grades
Δ 4周
4 weeks

产品型号 Part number	w	t _{max}	α	γ	HIS	IG35	TH35
RS274.1520.06.20L	2	6	15°	5°	274040R	Δ	Δ
LS274.1515.04.20R	1.5	4	15°	5°	274040L	Δ	Δ
LS274.1520.06.20R	2	6	15°	5°	274040L	Δ	Δ

只有当零件 $\varnothing \leq 25\text{mm}$ 时才能达到最大切深 t_{max} 6mm。
t_{max} 6 mm can be reached only with workpiece $\varnothing \leq 25\text{ mm}$.

P	-	●
M	●	●
K	-	●
N	-	●
S	●	●
H	-	-



R=右手型-如图
R = right hand version shown

L=左手型
L = left hand version

▲ 库存
on stock

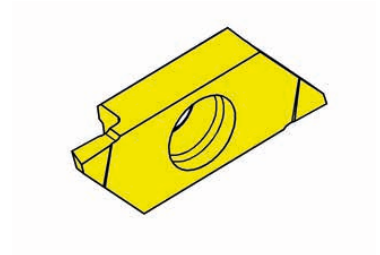
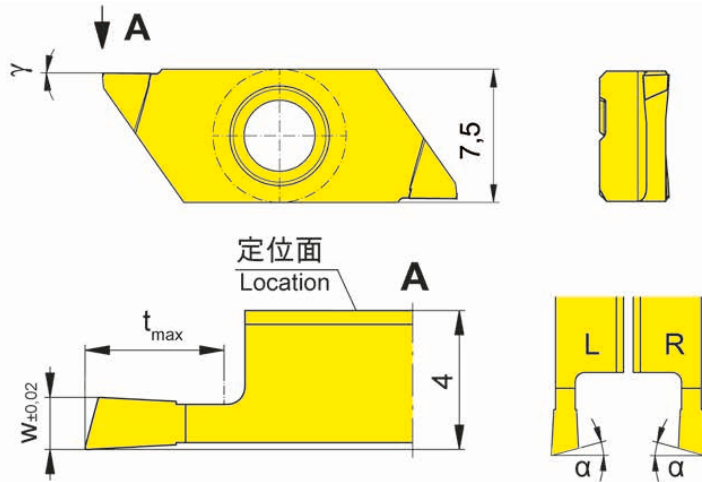
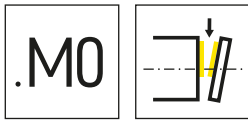
硬质合金牌号
Carbide grades
△ 4周
4 weeks

产品型号 Part number	w	t _{max}	α	γ	HIS	IG35	TH35
RS274.1508.03.M0	0.8	3	15°	0°	274040R	△	△
RS274.1510.03.M0	1	3	15°	0°	274040R	△	▲
RS274.1515.04.M0	1.5	4	15°	0°	274040R	△	△
RS274.1520.06.M0	2	6	15°	0°	274040R	△	△
LS274.1508.03.M0	0.8	3	15°	0°	274040L	△	△
LS274.1510.03.M0	1	3	15°	0°	274040L	△	△
LS274.1515.04.M0	1.5	4	15°	0°	274040L	△	△
LS274.1520.06.M0	2	6	15°	0°	274040L	△	△

只有当零件 $\varnothing \leq 25\text{mm}$ 时才能达到最大切深 t_{max} 6mm。
t_{max} 6 mm can be reached only with workpiece $\varnothing \leq 25$ mm.

P	-	●
M	●	●
K	-	●
N	-	●
S	●	●
H	-	-





R=右手型-如图
R = right hand version shown

L=左手型
L = left hand version

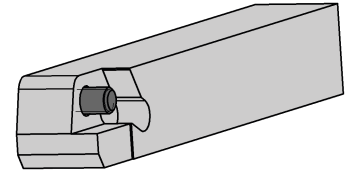
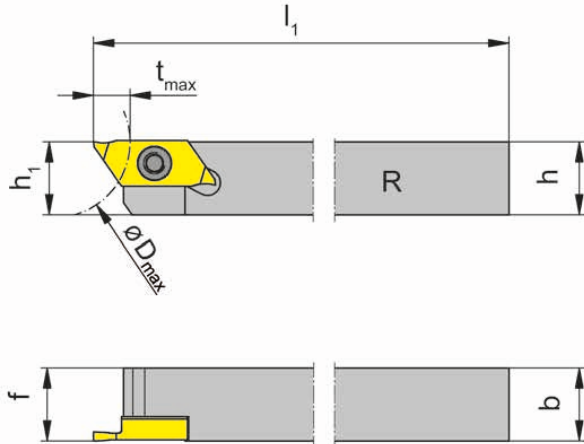
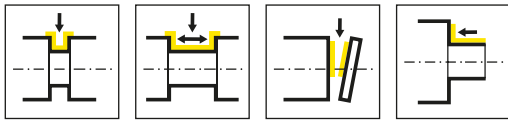
▲ 库存
on stock

硬质合金牌号
Carbide grades
▲ 4周
4 weeks

产品型号 Part number	w	t _{max}	α	γ	HIS	IG35	TH35
RS274.1510.03.M0L	1	3	15°	0°	274040R	Δ	
RS274.1515.04.M0L	1.5	4	15°	0°	274040R	Δ	Δ
RS274.1520.06.M0L	2	6	15°	0°	274040R	Δ	Δ
LS274.1508.03.M0R	0.8	3	15°	0°	274040L	Δ	▲
LS274.1510.03.M0R	1	3	15°	0°	274040L	Δ	Δ
LS274.1515.04.M0R	1.5	4	15°	0°	274040L	Δ	Δ
LS274.1520.06.M0R	2	6	15°	0°	274040L	Δ	Δ

只有当零件 $\varnothing \leq 25\text{mm}$ 时才能达到最大切深 t_{max} 6mm。
t_{max} 6 mm can be reached only with workpiece $\varnothing \leq 25$ mm.

P	-	●
M	●	●
K	-	●
N	-	●
S	●	●
H	-	-



R=右手型-如图
R = right hand version shown

L=左手型
L = left hand version

产品型号 Part number	h	b	l ₁	h ₁	f	t _{max}	D _{max}	HWS
RH274.1010.04.E	10	10	100	10	10	6	25	274140R
RH274.1212.04.E	12	12	100	12	12	6	25	274140R
RH274.1616.04.E	16	16	125	16	16	6	25	274140R
RH274.2020.04.E	20	20	125	20	20	6	25	274140R
LH274.1010.04.E	10	10	100	10	10	6	25	274140L
LH274.1212.04.E	12	12	100	12	12	6	25	274140L
LH274.1616.04.E	16	16	125	16	16	6	25	274140L
LH274.2020.04.E	20	20	125	20	20	6	25	274140L

螺丝的扭矩规格, 详见技术说明。
For torque specification of the screw, please see Technical Instructions.

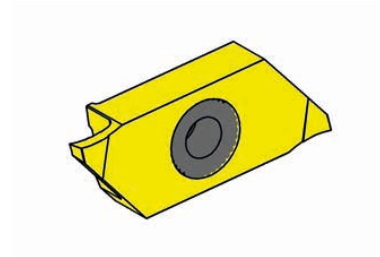
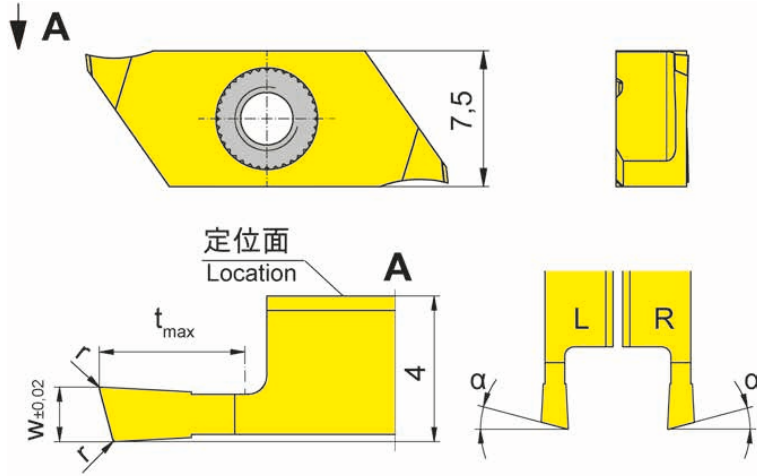
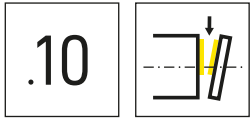
配件
Spare Parts

刀杆 Toolholder	锁紧螺钉 Clamping Screw	TORX PLUS®扳手 TORX PLUS® Wrench
R/LH274...	030.3509.T15P	T15PQ



可转位刀片 Indexable insert

S274...E



R=右手型-如图
R = right hand version shown

L=左手型
L = left hand version

▲ 库存
on stock

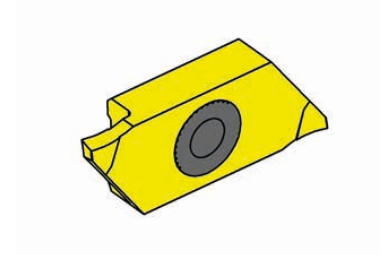
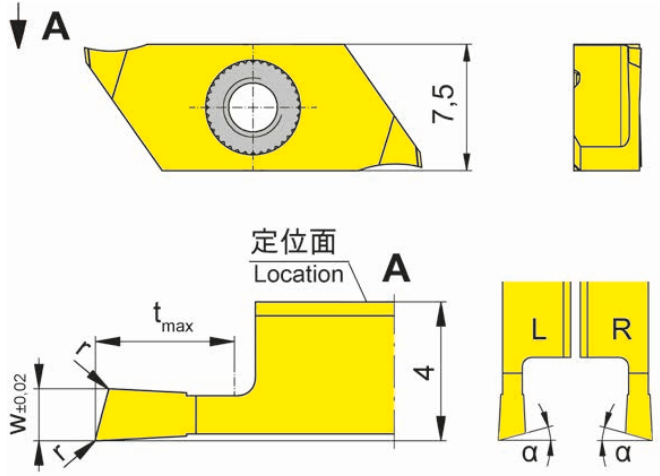
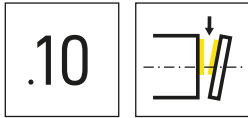
硬质合金牌号
Carbide grades
△ 4周
4 weeks

产品型号 Part number	w	r	t _{max}	α	HIS	IG35	TH35
RS274.1508.03.10.E	0.8	0.05	3	15°	274140R	△	△
RS274.1510.03.10.E	1	0.05	3	15°	274140R	△	△
RS274.1515.04.10.E	1.5	0.05	4	15°	274140R	△	△
RS274.1520.06.10.E	2	0.05	6	15°	274140R	△	△
LS274.1508.03.10.E	0.8	0.05	3	15°	274140L	△	△
LS274.1510.03.10.E	1	0.05	3	15°	274140L	△	△
LS274.1515.04.10.E	1.5	0.05	4	15°	274140L	△	△
LS274.1520.06.10.E	2	0.05	6	15°	274140L	△	△

只有当零件 $\varnothing \leq 25\text{mm}$ 时才能达到最大切深 $t_{\text{max}} 6\text{mm}$ 。
t_{max} 6 mm can be reached only with workpiece $\varnothing \leq 25\text{ mm}$.

P	-	●
M	●	●
K	-	●
N	-	●
S	●	●
H	-	-

U



R=右手型-如图
R = right hand version shown

L=左手型
L = left hand version

▲ 库存
on stock

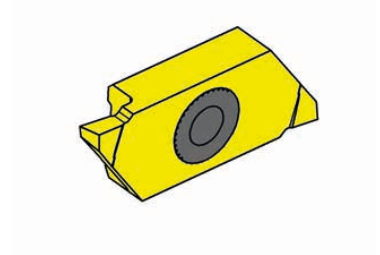
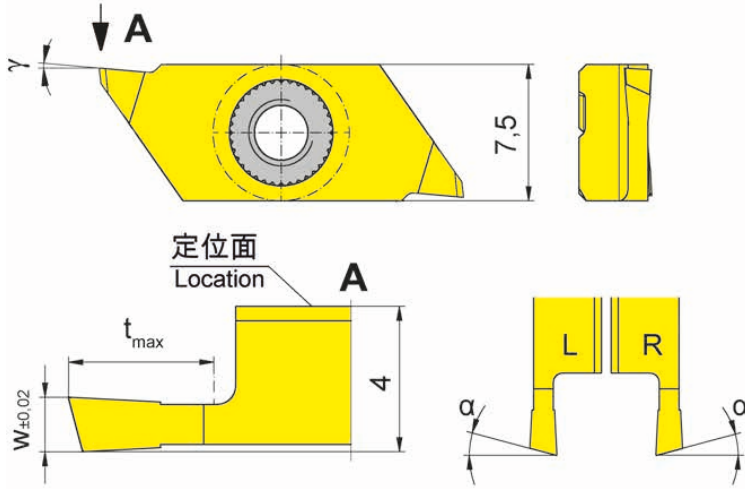
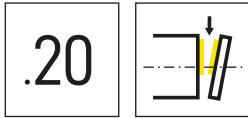
硬质合金牌号
Carbide grades
△ 4周
4 weeks

产品型号 Part number	w	r	t _{max}	α	HIS	IG35	TH35
RS274.1508.03.1L.E	0.8	0.05	3	15°	274140R	△	△
RS274.1510.03.1L.E	1	0.05	3	15°	274140R	△	△
RS274.1515.04.1L.E	1.5	0.05	4	15°	274140R	△	△
RS274.1520.06.1L.E	2	0.05	6	15°	274140R	△	△
LS274.1508.03.1R.E	0.8	0.05	3	15°	274140L	△	△
LS274.1510.03.1R.E	1	0.05	3	15°	274140L	△	△
LS274.1520.06.1R.E	2	0.05	6	15°	274140L	△	△

只有当零件 $\varnothing \leq 25\text{mm}$ 时才能达到最大切深 t_{max} 6mm。
t_{max} 6 mm can be reached only with workpiece $\varnothing \leq 25$ mm.

P	-	●
M	●	●
K	-	●
N	-	●
S	●	●
H	-	-





R=右手型-如图
R = right hand version shown

L=左手型
L = left hand version

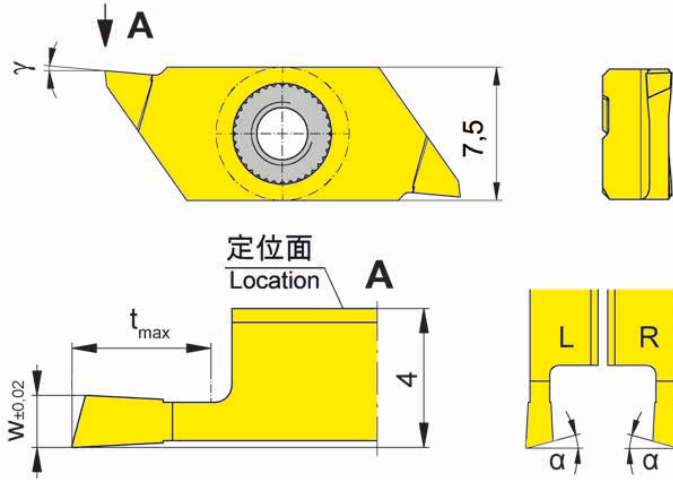
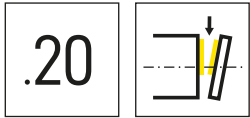
▲ 库存
on stock

硬质合金牌号
Carbide grades
△ 4周
4 weeks

产品型号 Part number	w	t _{max}	α	γ	HIS	IG35	TH35
RS274.1515.04.20.E	1.5	4	15°	5°	274140R	△	△
RS274.1520.06.20.E	2	6	15°	5°	274140R	△	△
LS274.1515.04.20.E	1.5	4	15°	5°	274140L	△	△
LS274.1520.06.20.E	2	6	15°	5°	274140L	△	△

只有当零件 $\varnothing \leq 25\text{mm}$ 时才能达到最大切深 t_{max} 6mm。
t_{max} 6 mm can be reached only with workpiece $\varnothing \leq 25\text{ mm}$.

P	-	●
M	●	●
K	-	●
N	-	●
S	●	●
H	-	-



R=右手型-如图
R = right hand version shown

L=左手型
L = left hand version

▲ 库存
on stock

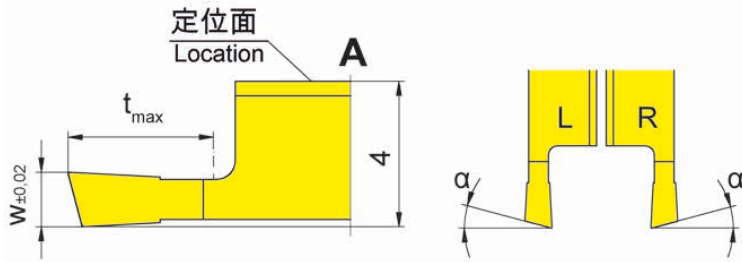
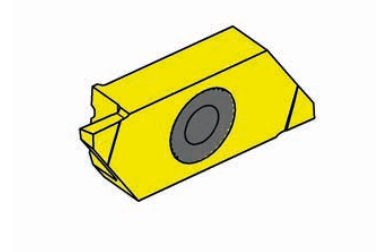
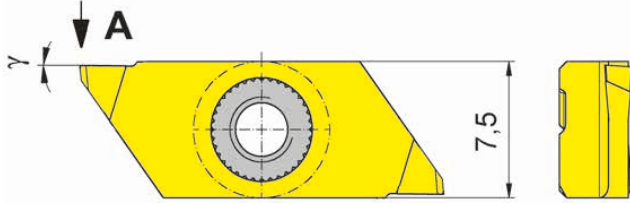
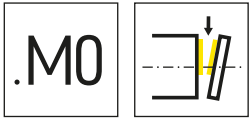
硬质合金牌号
Carbide grades
△ 4周
4 weeks

产品型号 Part number	w	t _{max}	α	γ	HIS	IG35	TH35
RS274.1515.04.2L.E	1.5	4	15°	5°	274140R	△	△
RS274.1520.06.2L.E	2	6	15°	5°	274140R	△	△
LS274.1515.04.2R.E	1.5	4	15°	5°	274140L	△	△
LS274.1520.06.2R.E	2	6	15°	5°	274140L	△	△

只有当零件 $\varnothing \leq 25\text{mm}$ 时才能达到最大切深 t_{max} 6mm。
t_{max} 6 mm can be reached only with workpiece $\varnothing \leq 25\text{ mm}$.

P	-	●
M	●	●
K	-	●
N	-	●
S	●	●
H	-	-





R=右手型-如图
R = right hand version shown

L=左手型
L = left hand version

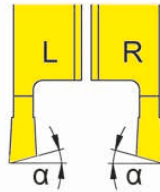
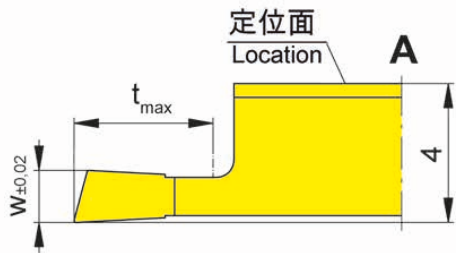
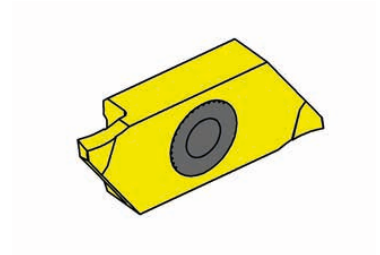
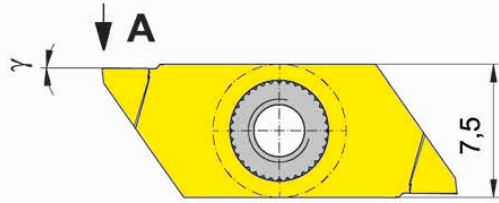
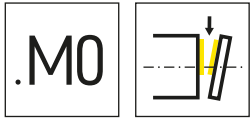
▲ 库存
on stock

硬质合金牌号
Carbide grades
△ 4周
4 weeks

产品型号 Part number	w	t _{max}	α	γ	HIS	IG35	TH35
RS274.1508.03.M0.E	0.8	3	15°	0°	274140R	△	△
RS274.1510.03.M0.E	1	3	15°	0°	274140R	△	△
RS274.1515.04.M0.E	1.5	4	15°	0°	274140R	△	△
RS274.1520.06.M0.E	2	6	15°	0°	274140R	△	△
LS274.1508.03.M0.E	0.8	3	15°	0°	274140L	△	△
LS274.1510.03.M0.E	1	3	15°	0°	274140L	△	△
LS274.1515.04.M0.E	1.5	4	15°	0°	274140L	△	△
LS274.1520.06.M0.E	2	6	15°	0°	274140L	△	△

只有当零件 $\varnothing \leq 25\text{mm}$ 时才能达到最大切深 $t_{\text{max}} 6\text{mm}$ 。
t_{max} 6 mm can be reached only with workpiece $\varnothing \leq 25\text{ mm}$.

P	-	●
M	●	●
K	-	●
N	-	●
S	●	●
H	-	-



R=右手型-如图
R = right hand version shown

L=左手型
L = left hand version

▲ 库存
on stock

硬质合金牌号
Carbide grades
Δ 4周
4 weeks

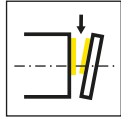
产品型号 Part number	w	t _{max}	α	γ	HIS	IG35	TH35
RS274.1508.03.ML.E	0.8	3	15°	0°	274140R		Δ
RS274.1510.03.ML.E	1	3	15°	0°	274140R		Δ
RS274.1515.04.ML.E	1.5	4	15°	0°	274140R		Δ
RS274.1520.06.ML.E	2	6	15°	0°	274140R		Δ
LS274.1508.03.MR.E	0.8	3	15°	0°	274140L	Δ	
LS274.1510.03.MR.E	1	3	15°	0°	274140L	Δ	Δ
LS274.1515.04.MR.E	1.5	4	15°	0°	274140L		Δ
LS274.1520.06.MR.E	2	6	15°	0°	274140L	Δ	Δ

只有当零件 $\varnothing \leq 25\text{mm}$ 时才能达到最大切深 $t_{\text{max}} 6\text{mm}$ 。
t_{max} 6 mm can be reached only with workpiece $\varnothing \leq 25\text{ mm}$.

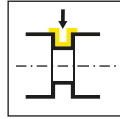
P	-	●
M	●	●
K	-	●
N	-	●
S	●	●
H	-	-



刀杆
Toolholder
368/391



页/Page
698-699



页/Page
700

可转位刀片
Indexable insert
312/S312




页/Page
701



页/Page
702




页/Page
703



页/Page
704-705



页/Page
706




页/Page
707

技术信息
Technical Instructions

页/Page
713

312



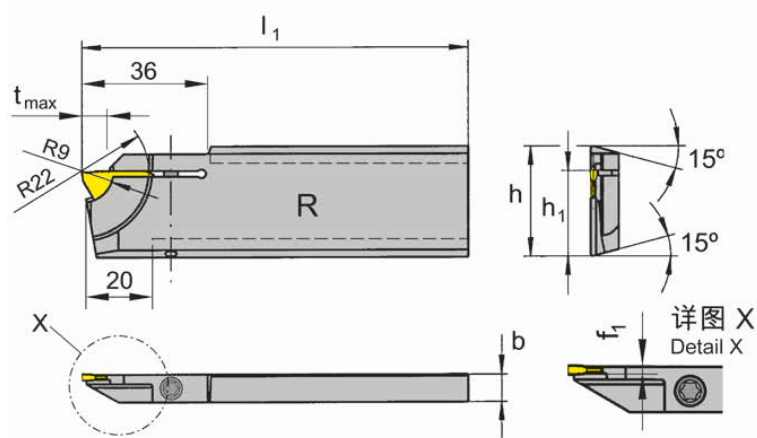
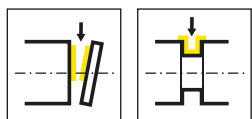
刀杆和刀片

槽宽0.5 - 3 mm

Toolholder and Inserts

Width of groove 0,5 - 3 mm

U



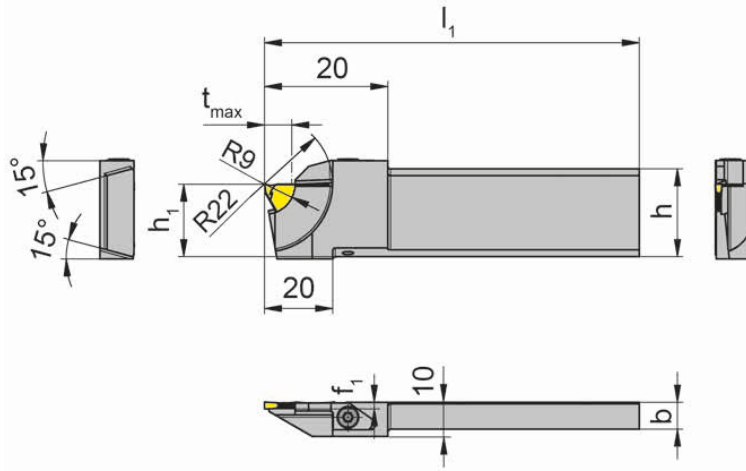
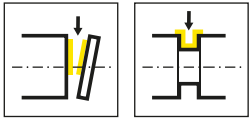
R=右手型-如图
R = right hand version shown

L=左手型
L = left hand version

产品型号 Part number	h	b	l ₁	h ₁	f ₁	t _{max}	HWS
R368.2608.08	26	8	110	21.4	1	8	31208N
R368.3208.08	32	8	110	24.8	1	8	31208N
R368.2608.11	26	8	110	21.4	1.3	8	31211N
R368.3208.11	32	8	110	24.8	1.3	8	31211N
L368.2608.08	26	8	110	21.4	1	8	31208N
L368.3208.08	32	8	110	24.8	1	8	31208N
L368.2608.11	26	8	110	21.4	1.3	8	31211N
L368.3208.11	32	8	110	24.8	1.3	8	31211N

配件
Spare Parts

刀杆 Toolholder	锁紧螺钉 Clamping Screw	TORX PLUS®扳手 TORX PLUS® Wrench
R/L368...	4.15T15P	T15PQ



R=右手型-如图
R = right hand version shown

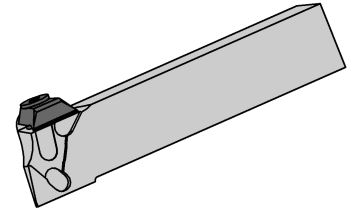
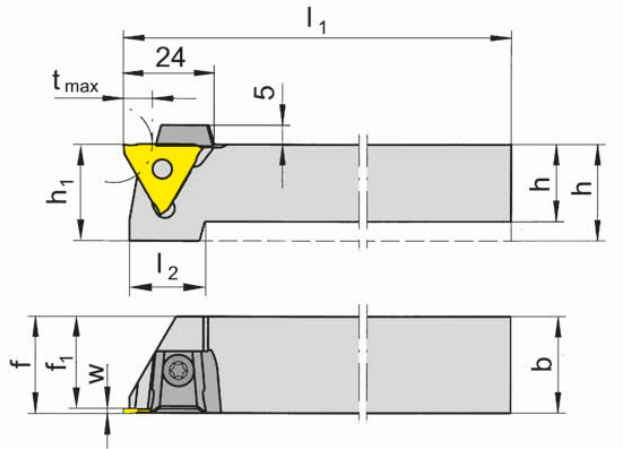
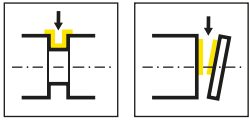
L=左手型
L = left hand version

产品型号 Part number	l_1	h_1	HWS
R368.2608.10.01	110	21.2	31208N
L368.2608.10.01	110	21.2	31208N

配件
Spare Parts

刀杆 Toolholder	压板 Clamping element	TORX PLUS®扳手 TORX PLUS® Wrench
R/L368.2608.10.01	010.0004.0536	T10PL





R=右手型-如图
R = right hand version shown

L=左手型
L = left hand version

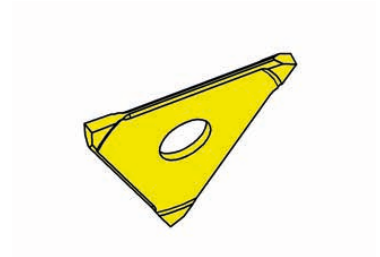
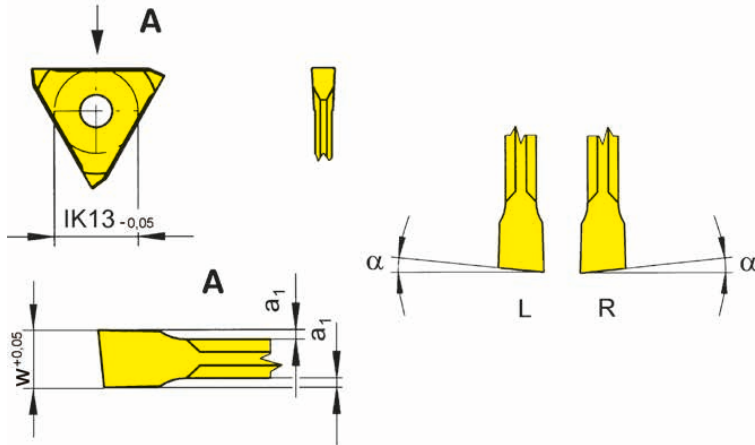
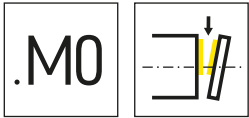
产品型号 Part number	h	b	l ₁	l ₂	h ₁	f ₁	f	t _{max}	夹持范围 Clamping range	HWS
R391.1212.01	12	12	100	21	21	10.5	f ₁ +w-a ₁	8	0.5-1.9	31201N • 31201R • 31201L • 31208N • 31211N
R391.1616.01	16	16	125	21	21	14.5	f ₁ +w-a ₁	8	0.5-1.9	31201N • 31201R • 31201L • 31208N • 31211N
R391.2020.01	20	20	125	21	21	18.5	f ₁ +w-a ₁	8	0.5-1.9	31201N • 31201R • 31201L • 31208N • 31211N
R391.2525.01	25	25	150	-	25	23.8	f ₁ +w-a ₁	8	0.5-1.9	31201N • 31201R • 31201L • 31208N • 31211N
L391.1212.01	12	12	100	21	21	10.5	f ₁ +w-a ₁	8	0.5-1.9	31201N • 31201R • 31201L • 31208N • 31211N
L391.1616.01	16	16	125	21	21	14.5	f ₁ +w-a ₁	8	0.5-1.9	31201N • 31201R • 31201L • 31208N • 31211N
L391.2020.01	20	20	125	21	21	18.5	f ₁ +w-a ₁	8	0.5-1.9	31201N • 31201R • 31201L • 31208N • 31211N
L391.2525.01	25	25	150	-	25	23.8	f ₁ +w-a ₁	8	0.5-1.9	31201N • 31201R • 31201L • 31208N • 31211N

w, a₁见刀片
w, a₁ see indexable inserts

只有当工件直径 $\varnothing \leq 20\text{mm}$ 时才能达到t_{max}
t_{max} can be reached only with workpiece $\varnothing \leq 20\text{ mm}$

配件
Spare Parts

刀杆 Toolholder	压板 Clamping element	TORX PLUS®扳手 TORX PLUS® Wrench
R/L391.1212.01	12.3	T10PL
R/L391.1616.01	14.4	T15PQ
R/L391....	16.4	



R=右手型-如图
R = right hand version shown

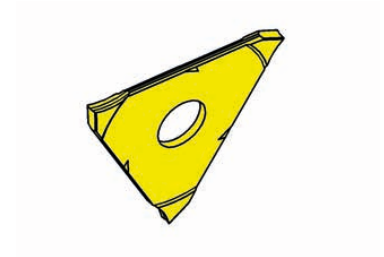
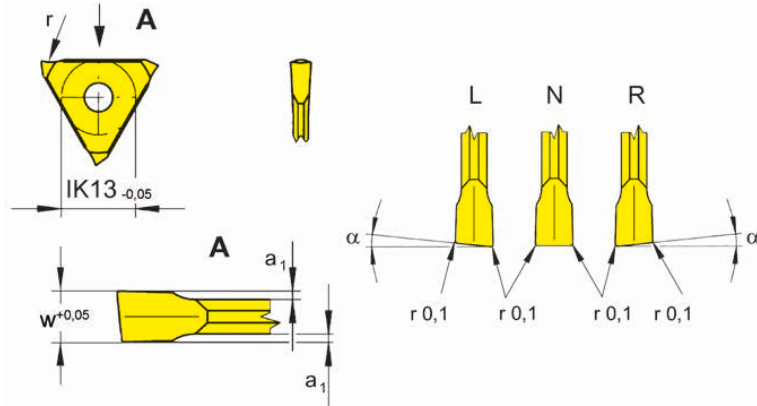
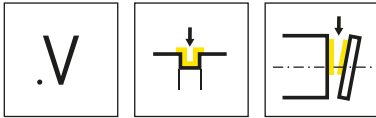
L=左手型
L = left hand version

▲ 库存
on stock

硬质合金牌号
Carbide grades
▲ 4周
4 weeks

产品型号 Part number	w	t _{max}	α	a ₁	HIS	K10	EG35	TF45
R312.0512.M0	1.2	8	5°	0.2	31208N	Δ	▲	▲
R312.0515.M0	1.5	8	5°	0.2	31211N	▲	▲	▲
L312.0512.M0	1.2	8	5°	0.2	31208N	Δ		▲
L312.0515.M0	1.5	8	5°	0.2	31211N	Δ	Δ	▲
P	●	●	●					
M	○	●	●					
K	●	○	●					
N	●	-	●					
S	○	-	●					
H	-	-	-					





R=右手型-如图
R = right hand version shown

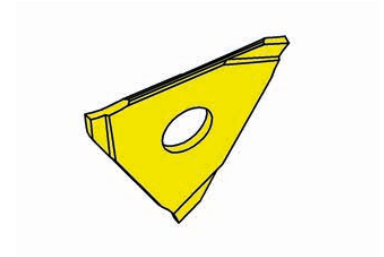
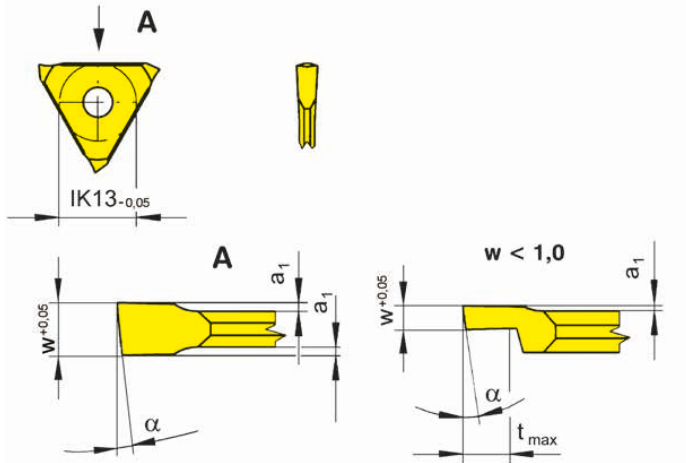
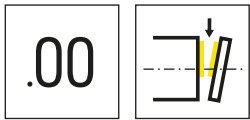
L=左手型
L = left hand version

▲ 库存
on stock

硬质合金牌号
Carbide grades
△ 4周
4 weeks

产品型号 Part number	w	α	a_1	HIS	EG35	TF45	TH35
R312.0512.V1	1.2	5°	0.2	31208N	▲	▲	
R312.0515.V1	1.5	5°	0.2	31211N	▲	▲	
R312.0520.V2	2	5°	0.2	31201N	▲		▲
L312.0512.V1	1.2	5°	0.2	31208N	▲	▲	
L312.0515.V1	1.5	5°	0.2	31211N	▲	▲	
L312.0520.V2	2	5°	0.2	31201N	▲		▲
312.0012.V1	1.2	0°	0.2	31208N	▲	▲	
312.0015.V1	1.5	0°	0.2	31211N	▲	▲	
					P ●	●	●
					M ●	●	●
					K ○	●	●
					N -	●	●
					S -	●	●
					H -	-	-

U



R=右手型-如图
R = right hand version shown

L=左手型
L = left hand version

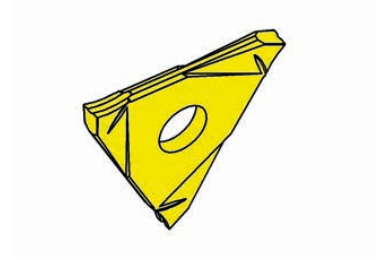
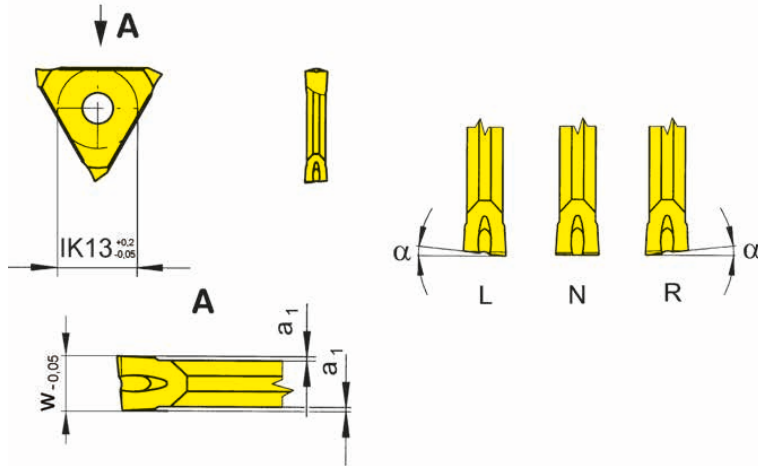
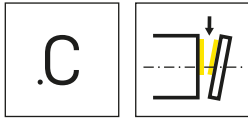
硬质合金牌号
Carbide grades

▲ 库存
on stock

△ 4周
4 weeks

产品型号 Part number	w	t _{max}	α	a ₁	HIS	EG35	TF45	TF46	TI25	TN35
R312.0805.00	0.5	1	8°	0.1	31208N	▲	▲			
R312.0808.00	0.8	1.5	8°	0.1	31208N	▲	▲			
R312.0510.00	1	8	5°	0.1	31208N	▲	▲			
R312.1210.00	1	8	12°	0.1	31208N	▲	▲		△	▲
R312.0512.00	1.2	8	5°	0.2	31208N	▲	▲			
R312.0614.00	1.44	-	6°	0.2	31201N	▲	▲	▲	▲	▲
R312.0515.00	1.5	8	5°	0.2	31211N	▲	▲			
L312.0805.00	0.5	1	8°	0.1	31208N	▲	▲			
L312.0808.00	0.8	1.5	8°	0.1	31208N	▲	▲			
L312.0510.00	1	8	5°	0.1	31208N	▲	▲			
L312.1210.00	1	8	12°	0.1	31208N	▲	▲		△	▲
L312.0512.00	1.2	8	5°	0.2	31208N	▲	▲			
L312.0614.00	1.44	-	6°	0.2	31201N	▲	▲	△	▲	▲
L312.0515.00	1.5	8	5°	0.2	31211N	▲	▲			
P	●	●	●	●	●					
M	●	●	○	●	●					
K	○	●	●	●	●					
N	-	●	●	●	●					
S	-	●	○	●	●					
H	-	-	-	-	-					





R=右手型-如图
R = right hand version shown

L=左手型
L = left hand version

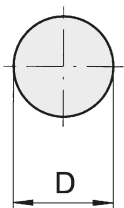
硬质合金牌号
Carbide grades
▲ 库存
on stock
△ 4周
4 weeks

产品型号 Part number	w	α	a ₁	HIS	MG12	P20	EG55	TC92	TF45	TN32	TN35
R312.0514.00	1.44	5°	0.2	31201N • 31202N • 31201L • 31202L		△	△		▲		
R312.0518.00	1.99	5°	0.2	31202N • 31202L		▲	▲	△		▲	▲
R312.0521.00	2.29	5°	0.2	31202N • 31202L	△	△	▲	△		▲	▲
L312.0514.00	1.44	5°	0.2	31201N • 31202N • 31201L • 31202L		△	△		△		
L312.0518.00	1.99	5°	0.2	31202N • 31202L		▲	▲	△		▲	▲
L312.0521.00	2.29	5°	0.2	31202N • 31202L	△	▲	△	△		▲	▲
N312.0014.00	1.44	0°	0.2	31202N			▲	△	▲		
N312.0018.00	1.99	0°	0.2	31202N			▲	△	▲	△	△
N312.0021.00	2.29	0°	0.2	31202N		△		△			▲

外圆加工:
360系列刀杆右手型刀片配合右手型刀杆,左手型刀片配合左手型刀杆
External machining:
for Toolholder type 360 use right hand inserts in left hand toolholders and left hand inserts in right hand toolholders

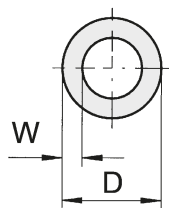
P	○	●	●	●	●	●	●	●	●	●	●
M	-	-	○	-	●	-	-	-	-	-	●
K	-	-	○	-	●	-	-	-	-	-	●
N	-	-	-	-	●	-	-	-	-	-	●
S	-	-	-	-	-	-	-	-	●	-	●
H	-	-	-	-	-	-	-	-	-	-	-

实心棒料切断
Parting off solid bars

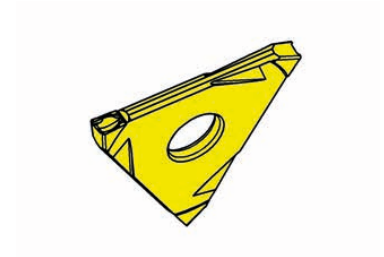
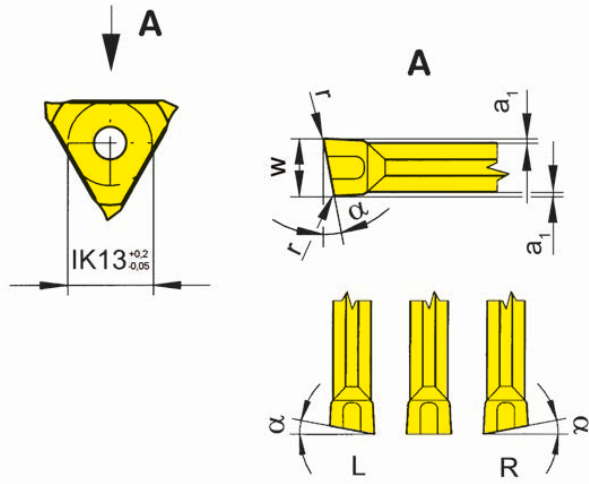
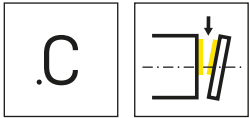


D 以内可达/up to 11 mm

管材切断
Parting off tubes



D ≥ 50 以内可达/up to W ≈ 5 mm
D ≤ 50 以内可达/up to W ≈ 4 mm



R=右手型-如图
R = right hand version shown

L=左手型
L = left hand version

▲ 库存
on stock

△ 4周
4 weeks

硬质合金牌号
Carbide grades

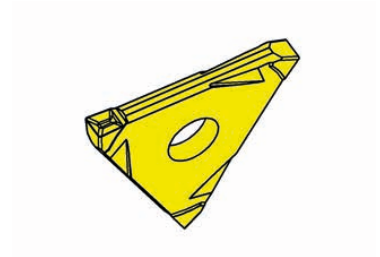
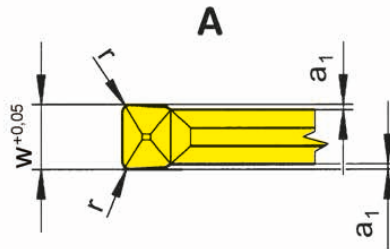
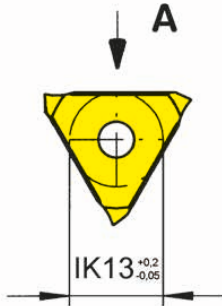
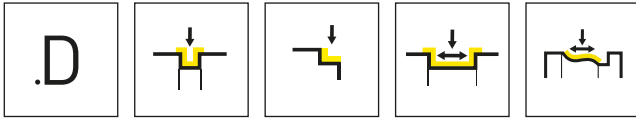
产品型号 Part number	w	r	α	a_1	HIS	EG55	TF46	TI25
RS312.0520.C2	2	0.2	5°	0.25	31202N	▲	▲	▲
RS312.0525.C2	2.5	0.2	5°	0.25	31202N	△	▲	▲
RS312.0530.C2	3	0.2	5°	0.25	31203N	△	△	▲
LS312.0520.C2	2	0.2	5°	0.25	31202N	▲	△	▲
LS312.0525.C2	2.5	0.2	5°	0.25	31202N		△	▲
LS312.0530.C2	3	0.2	5°	0.25	31203N	△		△
S312.0200.C2	2	0.2	0°	0.25	31202N	▲	▲	▲
S312.0250.C2	2.5	0.2	0°	0.25	31202N	▲	△	▲
S312.0300.C2	3	0.2	0°	0.25	31203N	△	△	△
P	●	●	●					
M	○	○	●					
K	○	●	●					
N	-	●	●					
S	-	○	●					
H	-	-	-					



可转位刀片

Indexable insert

S312



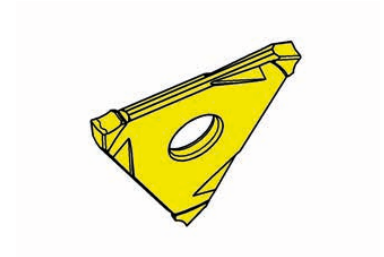
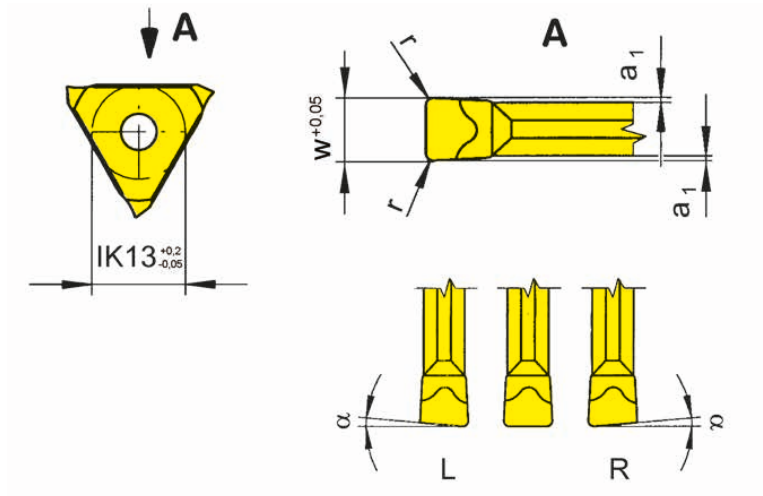
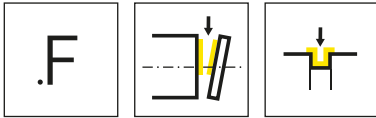
硬质合金牌号
Carbide grades

▲ 库存
on stock

△ 4周
4 weeks

产品型号 Part number	w	r	a ₁	HIS	AL96	AS62	AS66	EG56	TC92	TF45	TF46	TI25	TN32
S312.0200.D2	2	0.2	0.25	31202N	△	▲	▲	▲	△	△	▲	▲	▲
S312.0200.D4	2	0.4	0.25	31202N	△	▲	▲	▲	△	△	△	▲	▲
S312.0250.D2	2.5	0.2	0.25	31202N	△	▲	▲	▲	▲	▲	▲	▲	▲
S312.0250.D4	2.5	0.4	0.25	31202N	△	▲	▲	▲	▲	▲	▲	▲	▲
S312.0300.D2	3	0.2	0.25	31203N	△	△	▲	▲	△	▲	▲	▲	▲
S312.0300.D4	3	0.4	0.25	31203N	△	▲	▲	▲	△	△	△	△	▲
P	●	●	●	●	●	●	●	●	●	●	●	●	●
M	-	-	○	○	-	●	○	●	-	○	●	-	-
K	●	-	●	○	-	●	●	●	-	●	●	●	-
N	●	-	●	-	-	●	●	●	-	●	●	●	-
S	-	-	○	-	-	●	○	●	-	○	●	-	-
H	-	-	-	-	-	-	-	-	-	-	-	-	-

U



R=右手型
R = right hand version

L=左手型
L = left hand version

硬质合金牌号
Carbide grades

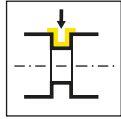
▲ 库存
on stock

△ 4周
4 weeks

产品型号 Part number	w	r	α	a_1	HIS	AL96	EG56	TC92	TF45	TF46	TI25
RS312.0520.F2	2	0.2	5°	0.25	31202N		△			▲	▲
RS312.0525.F2	2.5	0.2	5°	0.25	31202N		▲			▲	▲
LS312.0520.F2	2	0.2	5°	0.25	31202N		△			△	▲
LS312.0525.F2	2.5	0.2	5°	0.25	31202N		△				▲
S312.0200.F2	2	0.2	0°	0.25	31202N	△	▲	△	△	▲	▲
S312.0250.F2	2.5	0.2	0°	0.25	31202N	△	△	△	△	▲	▲
P	●	●	●	●	●	●	●	●	●	●	●
M	-	○	-	●	○	●	●	●	●	●	●
K	●	○	-	●	●	●	●	●	●	●	●
N	●	-	-	●	●	●	●	●	●	●	●
S	-	-	-	●	○	●	●	●	●	●	●
H	-	-	-	-	-	-	-	-	-	-	-



刀杆
Toolholder
H316



页/Page
710

可转位刀片
Indexable insert
S316



页/Page
711




页/Page
712

技术信息
Technical Instructions

页/Page
713

316



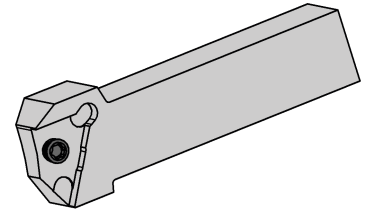
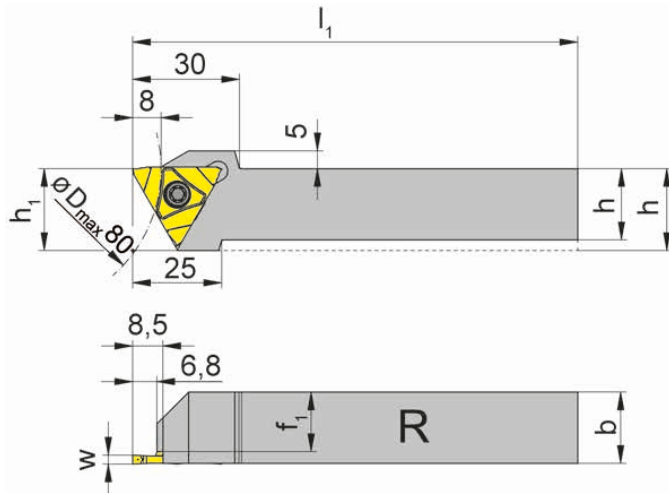
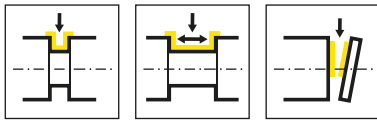
刀杆和刀片

槽宽 2 - 3 mm

Toolholder and Inserts

Width of groove 2 - 3 mm

U



R=右手型-如图
R = right hand version shown

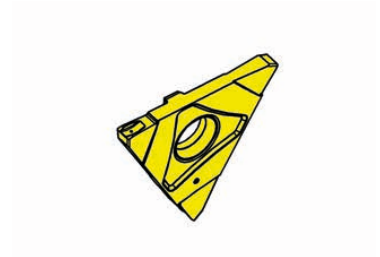
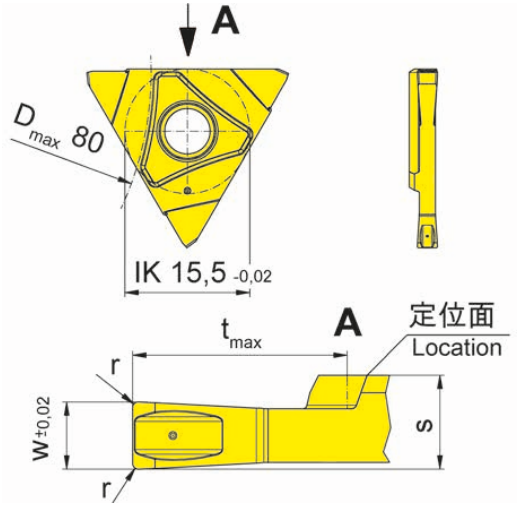
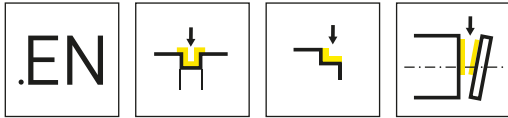
L=左手型
L = left hand version

产品型号 Part number	h	b	l ₁	h ₁	f ₁	HWS
RH316.1616.S3.03	16	16	125	23	12.7	S31603R
RH316.2020.S3.03	20	20	125	23	16.7	S31603R
RH316.2525.S3.03	25	25	150	25	21.7	S31603R
RH316.3225.S3.03	32	25	150	32	21.7	S31603R
LH316.1616.S3.03	16	16	125	23	12.7	S31603L
LH316.2020.S3.03	20	20	125	23	16.7	S31603L
LH316.2525.S3.03	25	25	150	25	21.7	S31603L
LH316.3225.S3.03	32	25	150	32	21.7	S31603L

w见刀片
w see indexable inserts

配件
Spare Parts

刀杆 Toolholder	锁紧螺钉 Clamping Screw	TORX PLUS®扳手 TORX PLUS® Wrench
R/LH316...	5.12T20P	T20PQ



R=右手型-如图
R = right hand version shown

L=左手型
L = left hand version

硬质合金牌号
Carbide grades
▲ 库存
on stock
△ 4周
4 weeks

产品型号 Part number	w	r	t _{max}	s	HIS	AS6G
RS316.0200.EN2	2	0.2	8	3.5	S31603R	▲
RS316.0250.EN2	2.5	0.2	8	3.5	S31603R	▲
RS316.0300.EN2	3	0.2	8	3.5	S31603R	△
LS316.0200.EN2	2	0.2	8	3.5	S31603L	▲
LS316.0250.EN2	2.5	0.2	8	3.5	S31603L	▲
LS316.0300.EN2	3	0.2	8	3.5	S31603L	▲

外圆加工:

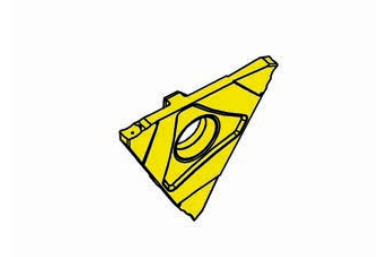
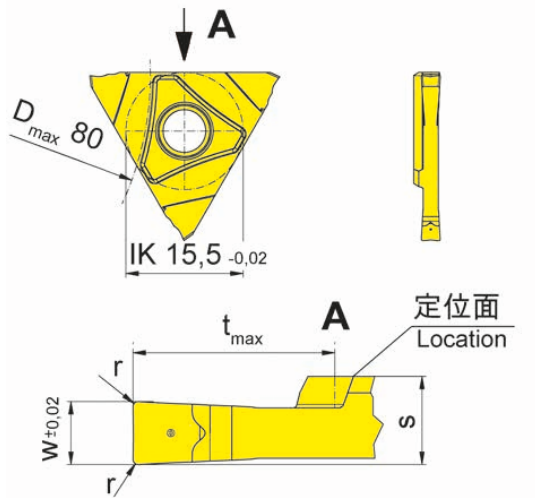
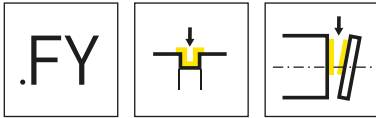
右手刀片配右手刀杆,左手刀片配左手刀杆.

External machining:

Use right hand inserts in right hand toolholders and left hand inserts in left hand toolholders

P	●
M	●
K	●
N	●
S	●
H	-





R=右手型-如图
R = right hand version shown

L=左手型
L = left hand version

硬质合金牌号
Carbide grades

▲ 库存
on stock

△ 4周
4 weeks

产品型号 Part number	w	r	t _{max}	s	HIS	T125
RS316.0150.FY1	1.5	0.1	8	3.3	S31603R	▲
RS316.0200.FY2	2	0.2	8	3.5	S31603R	▲
RS316.0250.FY2	2.5	0.2	8	3.5	S31603R	▲
RS316.0300.FY2	3	0.2	8	3.5	S31603R	▲
LS316.0150.FY1	1.5	0.1	8	3.3	S31603L	▲
LS316.0200.FY2	2	0.2	8	3.5	S31603L	▲
LS316.0250.FY2	2.5	0.2	8	3.5	S31603L	△
LS316.0300.FY2	3	0.2	8	3.5	S31603L	△

P	●
M	●
K	●
N	●
S	●
H	-



方形切削刃的可转位刀片

方形切削刃的刀片是加工中的最佳选择,尽可能的使用该类刀片.

- 优点:
- 增加刀具寿命
 - 更好的切屑控制和表面质量
 - 可选择更高的切削参数

Indexable inserts with square cutting edge

The best selection for applications are a square cutting edge, wherever possible to use them.

- Advantages:
- increased tool life
 - better swarf control and a high surface quality will be obtained
 - possibility to choose the maximum cutting data

进给率

使用正切削角时进给率最高可能降低40%,这也会受到零件材质的拉伸强度的影响.

Feed rates

The feed rate when cutting with front cutting angle will need to be reduced up to 40 %. This may also be influenced by the tensile strength of the material to be cut.

切屑控制

通过选择合适的切削速度和进给率以得到最好的切屑控制和表面光洁度.

Swarf control

Best swarf control and highest surface finish will be obtained by choosing the right speed and feed rate.

避免尖角

通过使用左手或右手刀具并调整正确的中心高可以减小尖角和毛刺的发生.

Avoiding Pips

By using right or left handed inserts and the correct centre height occurring of pips and burrs can be reduced.

切断时有副主轴或工件夹具

具有副主轴或夹持夹具可以在切断加工时保护切削刃.如果无夹持的话在切断时要求越接近工件中心进给 越小.

Parting off with a sub spindle or part catcher

The cutting edge will be protected by having a second spindle or fixture to pick up the workpiece. Parting off without a support requires the feed rate to be reduced as the tool approaches centre.

凹或凸曲面

曲面的产生可以通过使用左手或者右手刀具降低进给率避免.

Convex or concave surfaces

Convex or concave surfaces will be avoided when using right or left hand inserts by reducing the feed rate.


冷却

丰富而有目的性的冷却能够延续刀具寿命.

Coolant

A copious well aimed coolant supply will give long tool life.

U



VDI



VDI接口满足ISO 10889-1
直接冷却液供应

内冷直接作用于切削刃

Adaptor
VDI ISO 10889-1 with
internal coolant supply

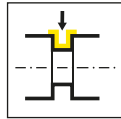
Direct cutting edge coolant

V

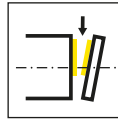
技术信息
Technical Instructions

页/Page
717

常规刀柄
Basic toolholder
VDI/NASH




页/Page
718-721




页/Page
722


径向右侧安装位置
Installation position radially-right




径向左侧安装位置
Installation position radially-left

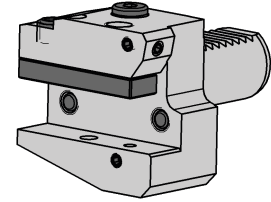
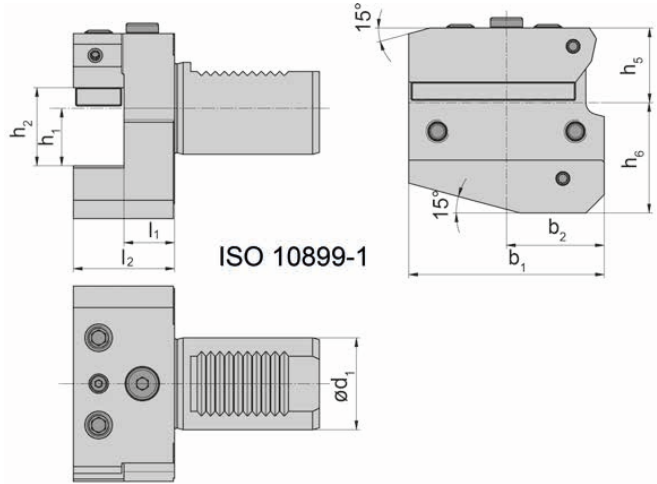
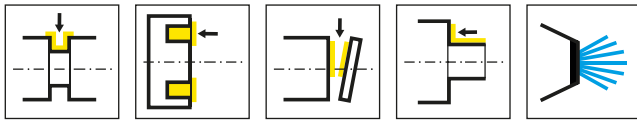


轴向右侧安装位置
Installation position axially-right



轴向左侧安装位置
Installation position axially-left





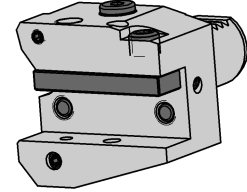
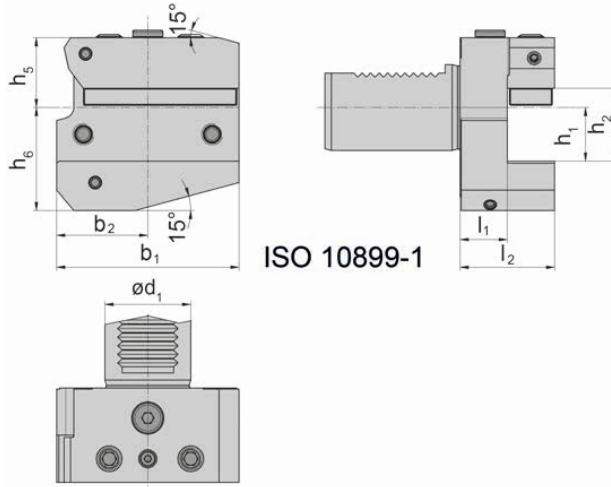
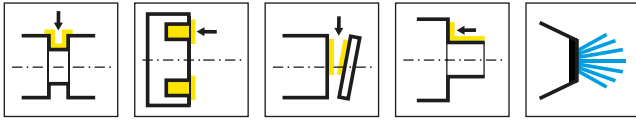
图示 = VDI刀柄 B1形式
Picture = VDI Toolholder Type B1

产品型号 Part number	l_1	l_2	d_1	h_1	h_2	h_5	h_6	b_1	b_2	类型 Type	系列 System
VDI25.B1.16.30.IK	16	30	25	16	22	25	30	55	30	B1	VDI25
VDI25.B3.16.30.IK	16	30	25	16	22	-	30	55	30	B3	VDI25
VDI30.B1.20.40.IK	22	40	30	20	29	28	38	70	35	B1	VDI30
VDI30.B3.20.40.IK	22	40	30	20	29	-	38	70	35	B3	VDI30
VDI40.B1.25.44.IK	22	44	40	25	34	32.5	48	85	42.5	B1	VDI40
VDI40.B3.25.44.IK	22	44	40	25	34	-	48	85	42.5	B3	VDI40
VDI50.B1.25.52.IK	30	52	50	25	34	35	60	100	50	B1	VDI50
VDI50.B3.25.52.IK	30	52	50	25	34	-	60	100	50	B3	VDI50

B1形式=正装 B3形式=反装
Version B1 = normal position Version B3 = overhead position

配件
Spare Parts

常规刀柄 Basic toolholder	冷却液碰嘴 Coolant spray nozzle
VDI25...	020.0806.3116



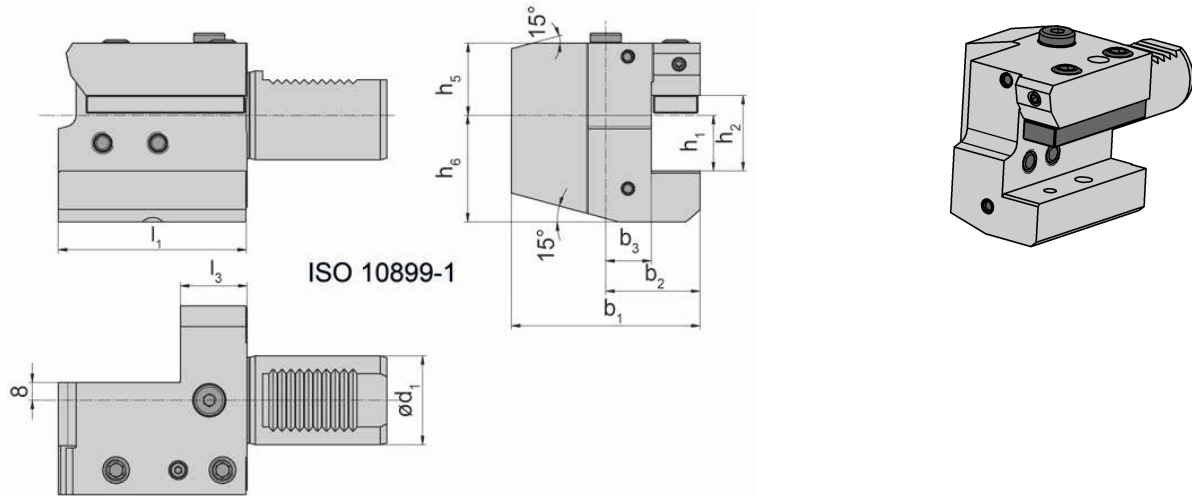
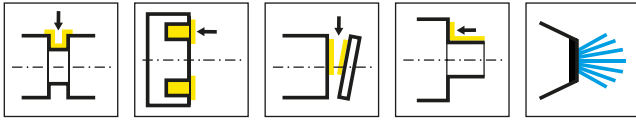
图示 = VDI刀柄 B2形式
Picture = VDI Toolholder Type B2

产品型号 Part number	l_1	l_2	d_1	h_1	h_2	h_5	h_6	b_1	b_2	类型 Type	系列 System
VDI25.B2.16.30.IK	16	30	25	16	22	25	30	55	30	B2	VDI25
VDI25.B4.16.30.IK	16	30	25	16	22	25	30	55	30	B4	VDI25
VDI30.B2.20.40.IK	22	40	30	20	29	28	38	70	35	B2	VDI30
VDI30.B4.20.40.IK	22	40	30	20	29	35	38	70	35	B4	VDI30
VDI40.B2.25.44.IK	22	44	40	25	34	32.5	48	85	42.5	B2	VDI40
VDI40.B4.25.44.IK	22	44	40	25	34	42.5	48	85	42.5	B4	VDI40
VDI50.B2.25.52.IK	30	52	50	25	34	35	60	100	50	B2	VDI50
VDI50.B4.25.52.IK	30	52	50	25	34	50	60	100	50	B4	VDI50

B2形式=正装 B4形式=反装
Version B2 = normal position Version B4 = overhead position

配件
Spare Parts

常规刀柄 Basic toolholder	冷却液喷嘴 Coolant spray nozzle
VDI25...	020.0806.3116



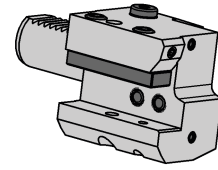
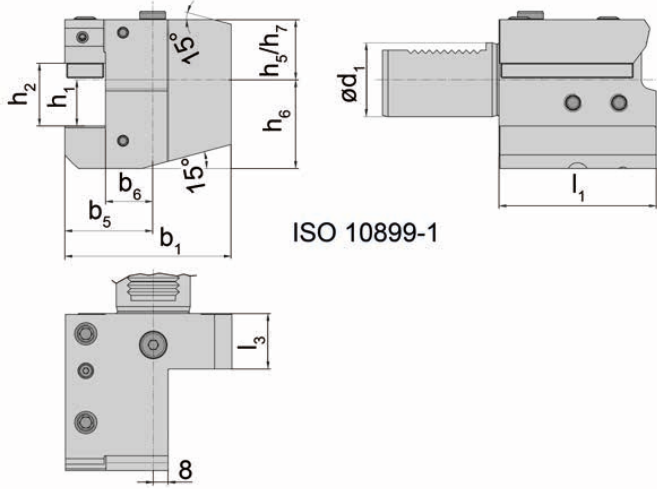
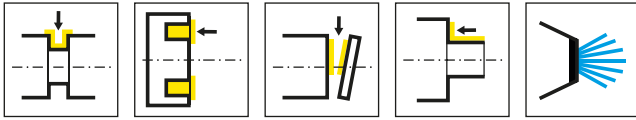
图示 = VDI刀柄 B1形式
Picture = VDI Toolholder Type C1

产品型号 Part number	l_1	d_1	h_1	h_2	h_5	h_6	b_1	b_3	b_2	l_3	类型 Type	系列 System
VDI25.C1.16.IK	55	25	16	22	25	30	58	19	33	20	C1	VDI25
VDI25.C1.20.IK	70	25	20	29	25	37	58	15	33	20	C1	VDI25
VDI25.C3.16.IK	55	25	16	22	25	30	58	19	33	20	C3	VDI25
VDI25.C3.20.IK	70	25	20	29	25	37	62	19	33	20	C3	VDI25
VDI30.C1.20.IK	70	30	20	29	28	38	70	17	35	30	C1	VDI30
VDI30.C3.20.IK	70	30	20	29	35	38	70	17	35	30	C3	VDI30
VDI40.C1.25.IK	85	40	25	34	32.5	48	85	20.5	42.5	30	C1	VDI40
VDI40.C3.25.IK	85	40	25	34	42.5	48	85	20.5	42.5	30	C3	VDI40
VDI50.C1.25.IK	85	50	25	34	50	60	97.5	25.5	47.5	30	C1	VDI50
VDI50.C3.25.IK	85	50	25	34	50	60	97.5	25.5	47.5	30	C3	VDI50

C1形式=正装 C3形式=反装
Version C1 = normal position Version C3 = overhead position

配件
Spare Parts

常规刀柄 Basic toolholder	冷却液喷嘴 Coolant spray nozzle
VDI25...	020.0806.3116



图示 = VDI刀柄 C2形式
Picture = VDI Toolholder Type C2

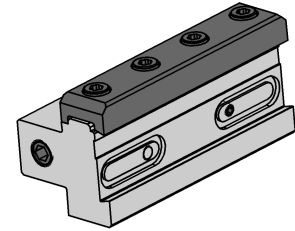
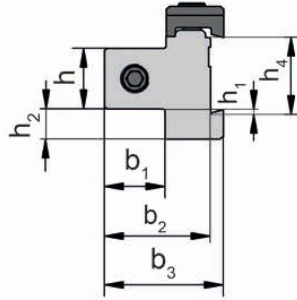
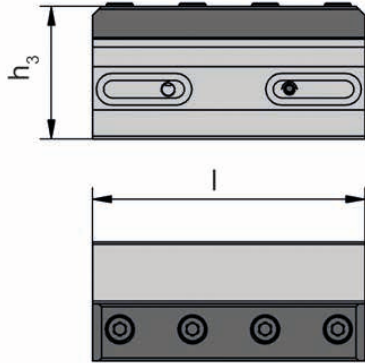
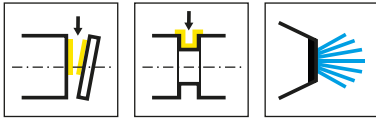
产品型号 Part number	d ₁	h ₁	h ₂	h ₅	h ₆	b ₁	b ₆	b ₅	l ₃	l ₁	类型 Type	系列 System
VDI25.C2.16.IK	25	16	22	25	30	58	19	33	20	55	C2	VDI25
VDI25.C2.20.IK	25	20	29	25	37	62	19	37	20	70	C2	VDI25
VDI25.C4.16.IK	25	16	22	25	30	58	19	33	20	55	C4	VDI25
VDI25.C4.20.IK	25	20	29	25	37	58	15	33	20	70	C4	VDI25
VDI30.C2.20.IK	30	20	29	28	38	76	23	41	30	70	C2	VDI30
VDI30.C4.20.IK	30	20	29	35	38	76	23	41	30	70	C4	VDI30
VDI40.C2.25.IK	40	25	34	32.5	48	90	25.5	47.5	30	85	C2	VDI40
VDI40.C4.25.IK	40	25	34	42.5	48	90	25.5	47.5	30	85	C4	VDI40
VDI50.C2.25.IK	50	25	34	50	60	102.5	30.5	52.5	30	85	C2	VDI50
VDI50.C4.25.IK	50	25	34	50	60	97.5	25.5	47.5	30	85	C4	VDI50

C2形式=正装 C4形式=反装
Version C2 = normal position Version C4 = overhead position

配件
Spare Parts

常规刀柄 Basic toolholder	冷却液喷嘴 Coolant spray nozzle
VDI25...	020.0806.3116





产品型号 Part number	l	h	h ₁	h ₂	h ₃	h ₄	b ₁	b ₂	b ₃
NASH.2020.26.05.IK	90	20	1.4	10	43.9	26	20	35	39.2
NASH.2020.32.05.IK	110	20	4.8	10	46.5	32	20	35	39.2
NASH.2525.26.05.IK	90	25	3.6	10	48.9	26	25	40	44.2
NASH.2525.32.05.IK	110	25	0.2	10	51.5	32	25	40	44.2

V

配件
Spare Parts

常规刀柄 Basic toolholder	锁紧螺钉 Clamping Screw	TORX PLUS®扳手 TORX PLUS® Wrench
NASH...	6.17T25P	T25PQ

105



刀杆和刀片

Toolholder and Inserts

W

刀杆
Toolholder
SB105.HSK/SB105

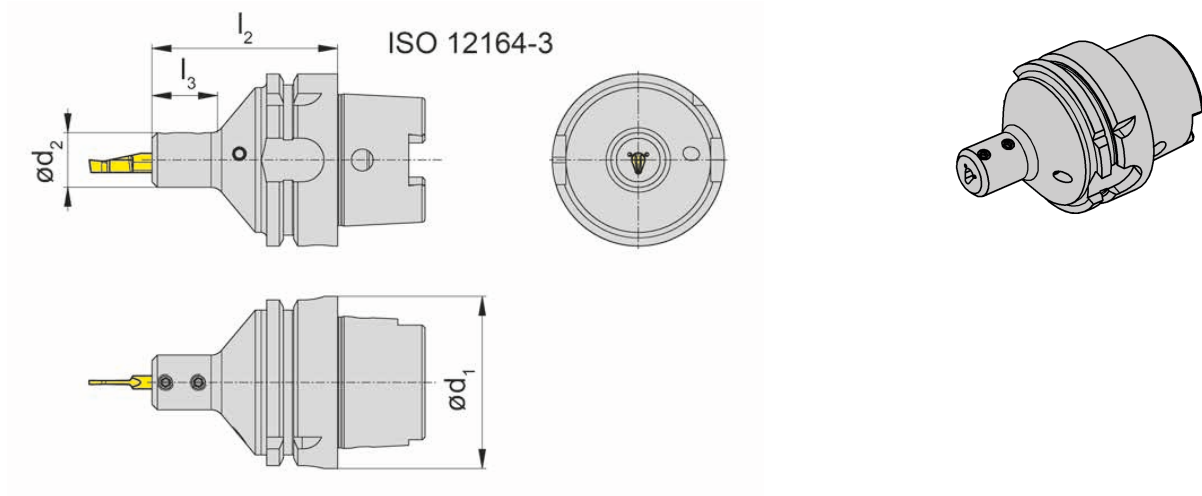
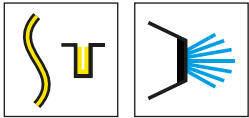


页/Page
725-726

刀片
Insert
P105



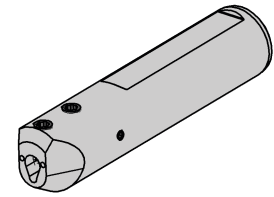
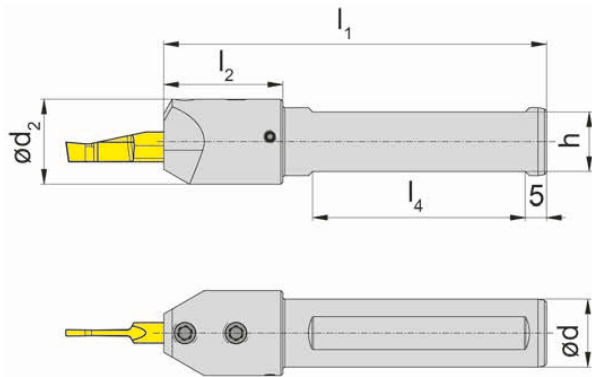
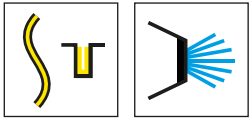
页/Page
727



产品型号 Part number	d ₁	d ₂	l ₂	l ₃	HWS
SB105.HSK63.02.IK	63	20	68	24	105225

配件
Spare Parts

刀杆 Toolholder	锁紧螺钉 Clamping Screw	TORX PLUS®扳手 TORX PLUS® Wrench
SB105.HSK63.02.IK	6.075T15P	T15PQ

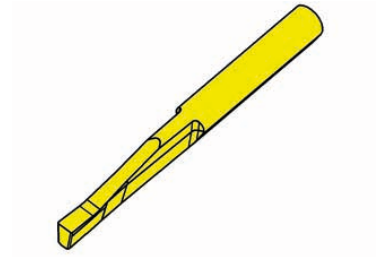
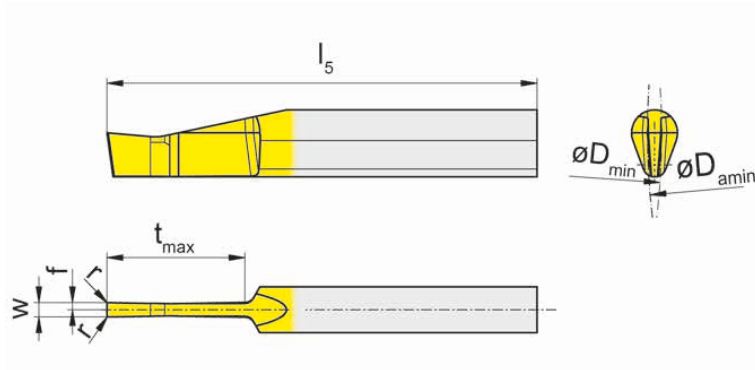


产品型号 Part number	d	d ₂	l ₁	l ₂	l ₄	h	HWS
SB105.0016.02.IK	16	20	90	28	50	14	105225
SB105.0020.02.IK	20	20	90	-	50	18	105225
SB105.0025.02.IK	25	25	90	-	50	23	105225

W

配件
Spare Parts

刀杆 Toolholder	锁紧螺钉 Clamping Screw	TORX PLUS®扳手 TORX PLUS® Wrench
SB105...	6.075T15P	T15PQ



硬质合金牌号
Carbide grades


▲ 库存
on stock

△ 4周
4 weeks

产品型号 Part number	w	r	f	b	l_5	t_{max}	D_{min}	$D_{a min}$	HIS	EG35
P105.1515.12.75.01	1.5	0.15	0.75	7	45	12	150	150	105225	▲
P105.2020.16.75.01	2	0.2	1	7	45	16	150	150	105225	▲
P105.2520.22.75.01	2.5	0.2	2.25	7	50	22	150	150	105225	▲
P105.3025.25.75.01	3	0.25	1.5	7	55	25	150	150	105225	▲
P105.4025.35.75.01	4	0.25	2	7	65	35	150	150	105225	▲

夹持长度22mm
Clamping length 22 mm

P	●
M	●
K	○
N	-
S	-
H	-



W



系列/System

105/110

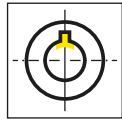
117/356

页/Page

730

762

刀杆
Toolholder
SB105/SB110/B105



页/Page
732-739

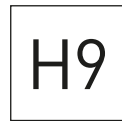
刀片
Insert
N105/N110



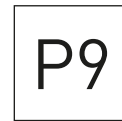
页/Page
740, 749



页/Page
741, 750




页/Page
742, 751



页/Page
743, 752



页/Page
744, 753



页/Page
745-748



页/Page
754-757



概述
Overview

页/Page
758-760

槽型
Geometry


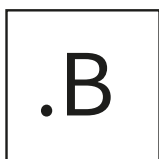
材料
Material

加工方式
Machining



推荐:使用动力刀座
Recommended for: Broaching units

$a_p = 0.02 - 0.15 \text{ mm}$



推荐:常规插削
Recommended for: Conventional broaching

$a_p = 0.02 - 0.15 \text{ mm}$

X

105/110



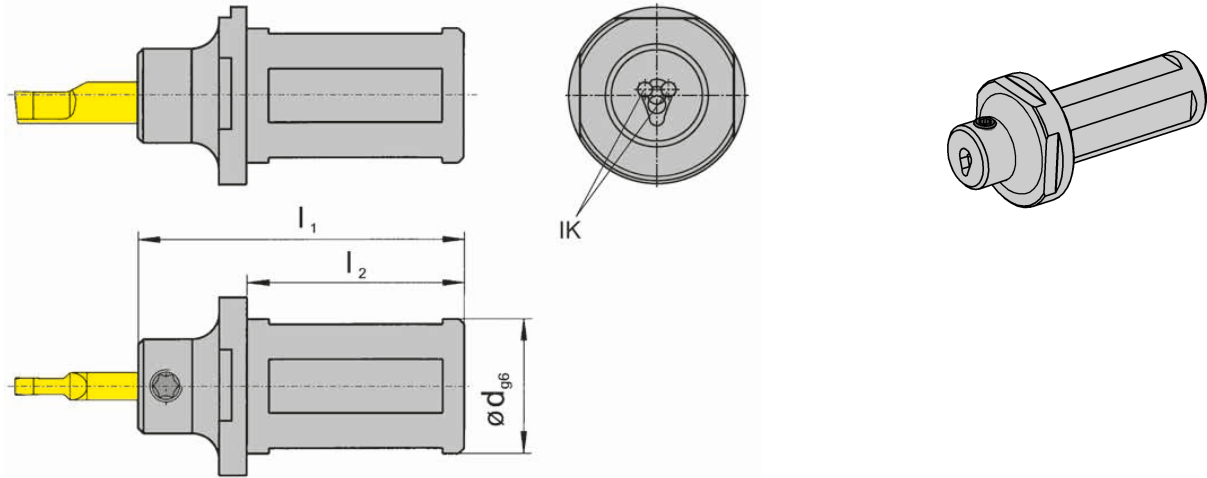
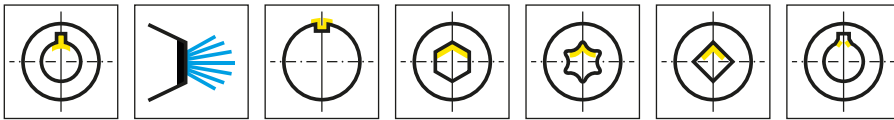
刀杆和刀片

孔径Ø 自 6 mm

Toolholder and Inserts

Bore Ø from 6 mm

X

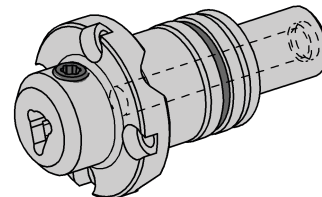
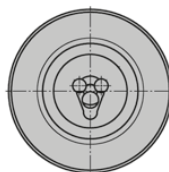
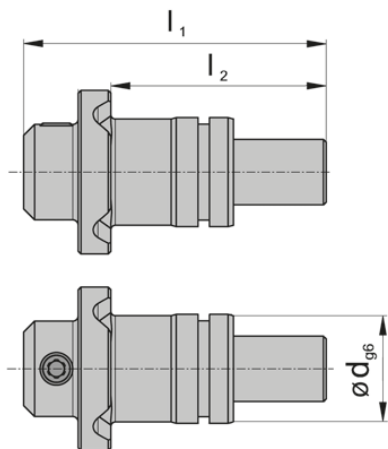
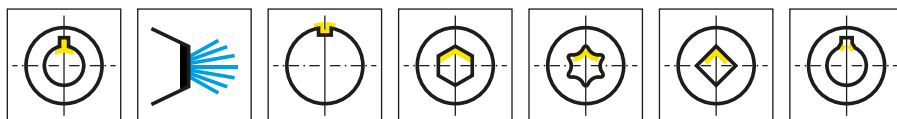


产品型号 Part number	d	l ₁	l ₂	D _{min}	HWS
SB105.0016.1.01.IK	16	73	50	6	105125
SB105.0020.1.01.IK	20	73	50	6	105125
SB105.0022.1.01.IK	22	73	50	6	105125
SB105.0025.1.01.IK	25	73	50	6	105125
SB105.0032.1.01.IK	32	73	50	6	105125

X

配件
Spare Parts

刀杆 Toolholder	锁紧螺钉 Clamping Screw	TORX PLUS®扳手 TORX PLUS® Wrench
SB105...	6.075T15P	T15PQ



图片 = 系列 SB105
Picture = System SB105

产品型号 Part number	d	l ₁	l ₂	D _{min}	HWS	HMS
SB105.0020.E5.01.IK	20	55.5	39.5	6	105125	Benz
SB110.0020.E5.02.IK	20	70	39.5	9	110260	Benz

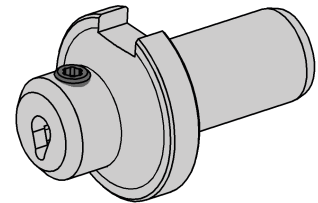
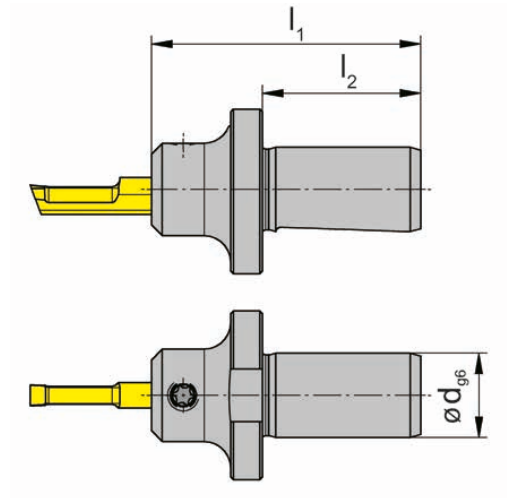
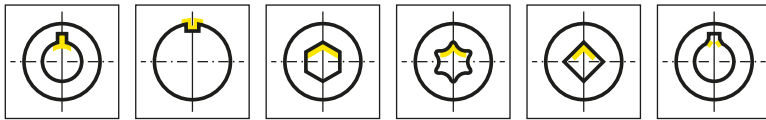
只适用于插削动力座 EWSP20, BENZ LinA 4.0, 带内冷
only usable for broaching devices EWSP20, BENZ LinA 4.0 with IK

刀片夹持长度
型号105 = 12mm
型号110 = 26mm
Clamping length of inserts
Type 105 = 12 mm
Type 110 = 26 mm

配件
Spare Parts

刀杆 Toolholder	锁紧螺钉 Clamping Screw	TORX PLUS®扳手 TORX PLUS® Wrench	O型圈 O-ring
SB105...	6.075T15P	T15PQ	16.00.1.50.3601 NBR70





图片 = 系列 SB105
Picture = System SB105

产品型号 Part number	d	l ₁	l ₂	D _{min}	HWS	HMS
SB105.0016.E1.01	16	51	30	6	105125	Benz
SB110.0016.E1.02	16	72	30	9	110260	Benz

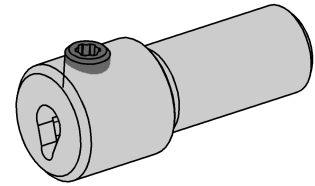
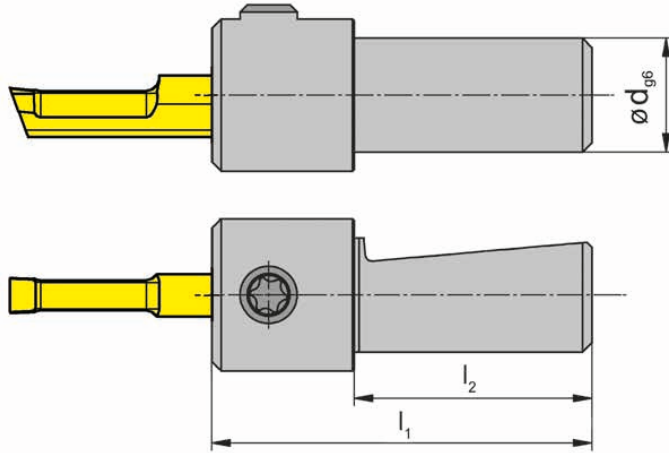
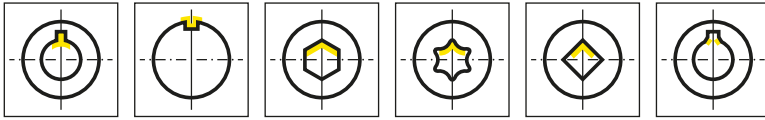
只适用于插削动力座EWS-Slot, BENZ LinA
only usable for broaching devices EWS-Slot, BENZ LinA

刀片夹持长度
型号105 = 12mm
型号110 = 26mm
Clamping length of inserts
Type 105 = 12 mm
Type 110 = 26 mm

X

配件
Spare Parts

刀杆 Toolholder	锁紧螺钉 Clamping Screw	TORX PLUS®扳手 TORX PLUS® Wrench
SB105...	6.075T15P	T15PQ



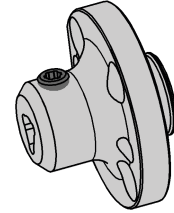
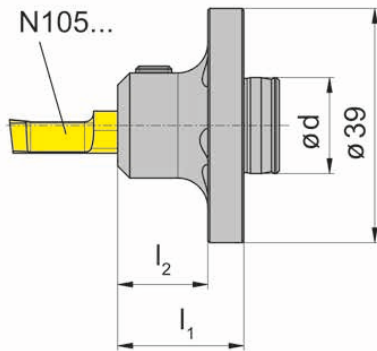
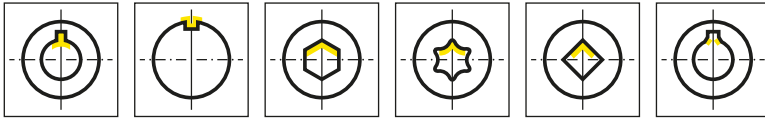
产品型号 Part number	d	l_1	l_2	D_{min}	HWS	HMS
B105.0012.0220	12	40	25	6	105125	Schwarzer

用于插削动力座Schwarzer
for broaching device Schwarzer

刀片的夹持长度=12mm!
Clamping length of inserts = 12 mm!

配件
Spare Parts

刀杆 Toolholder	锁紧螺钉 Clamping Screw	TORX PLUS®扳手 TORX PLUS® Wrench
B105.0012.0220	6.075T15P	T15PQ



图片 = 系列 SB105
Picture = System SB105

产品型号 Part number	d	l ₁	l ₂	D _{min}	HWS	HMS
SB105.1816.W1.01	16	21	15	6	105125	WTO
SB110.2016.W1.02	16	42	36	9	110260	WTO

用于插削动力座WTO
for broaching device WTO

刀片夹持长度

型号105 = 12mm

型号110 = 26mm

Clamping length of inserts

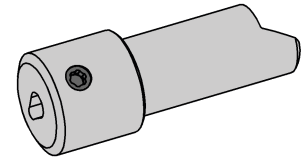
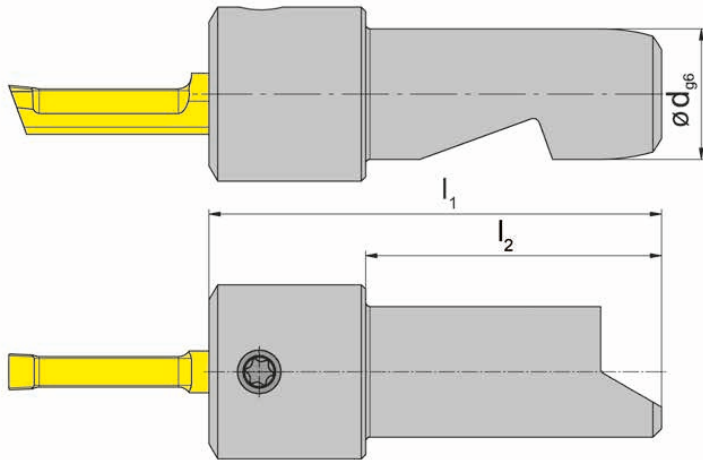
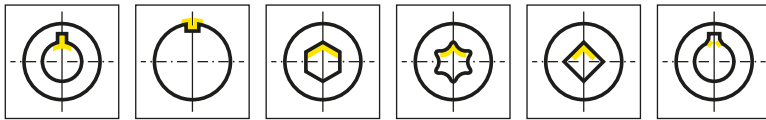
Type 105 = 12 mm

Type 110 = 26 mm

X

配件
Spare Parts

刀杆 Toolholder	锁紧螺钉 Clamping Screw	TORX PLUS®扳手 TORX PLUS® Wrench
SB105...	6.075T15P	T15PQ



图片 = 系列 SB105
Picture = System SB105

产品型号 Part number	d	l ₁	l ₂	D _{min}	HWS	HMS
SB105.0015.S1.01	15	52	34	6	105125	Schwarzer
SB110.0015.S1.02	15	66	34	9	110260	Schwarzer

用于插削动力座Schwarzer“2in1”
for broaching device Schwarzer „2in1“

刀片夹持长度

型号105 = 12mm

型号110 = 26mm

Clamping length of inserts

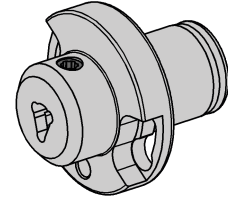
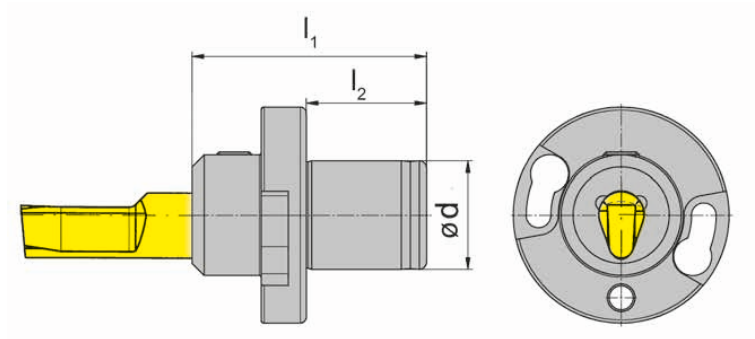
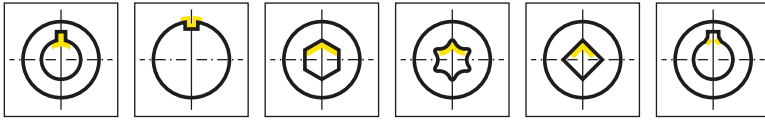
Type 105 = 12 mm

Type 110 = 26 mm

配件

Spare Parts

刀杆 Toolholder	锁紧螺钉 Clamping Screw	TORX PLUS®扳手 TORX PLUS® Wrench
SB105...	6.075T15P	T15PQ



图片 = 系列 SB105
Picture = System SB105

产品型号 Part number	d	l ₁	l ₂	D _{min}	HWS	HMS
SB105.0018.A.01	18	38	20	6	105125	AR2P
SB110.0018.A.01	18	39	20	6	110260	AR2P
SB110.0018.A.02	18	52	20	6	110260	AR2P

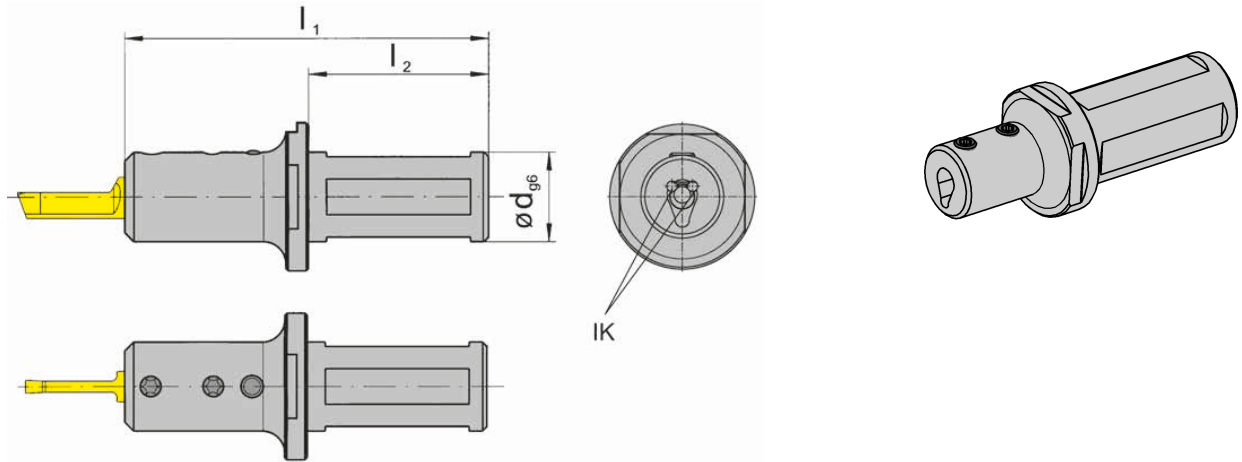
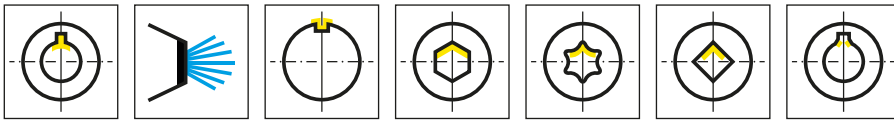
用于插削设备AP2R/AP3R
for broaching device AP2R/AP3R

刀片夹持长度
型号105 = 12mm
型号110 = 26mm
Clamping length of inserts
Type 105 = 12 mm
Type 110 = 26 mm

X

配件
Spare Parts

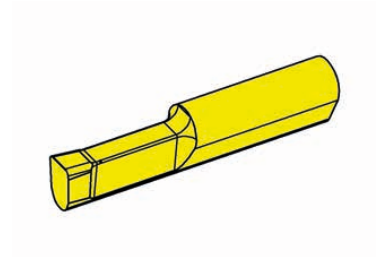
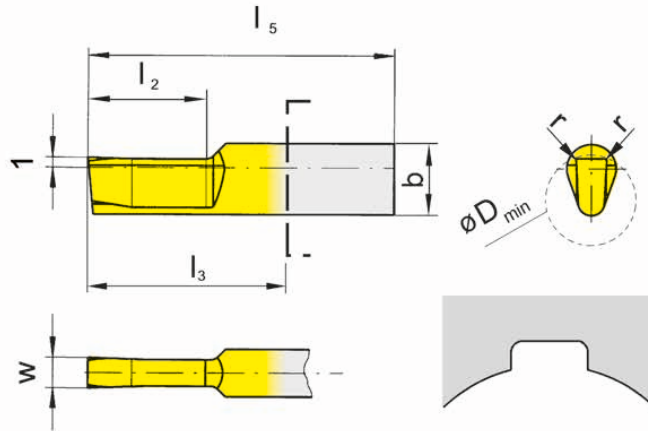
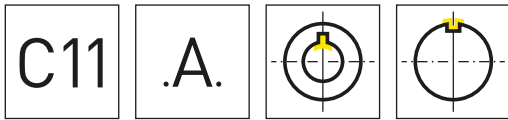
刀杆 Toolholder	锁紧螺钉 Clamping Screw	TORX PLUS®扳手 TORX PLUS® Wrench
SB105...	6.075T15P	T15PQ



产品型号 Part number	d	l ₁	l ₂	D _{min}	HWS
SB110.0020.1.02.IK	20	88	50	9	110260
SB110.0025.1.02.IK	25	88	50	9	110260
SB110.0032.1.02.IK	32	88	50	9	110260

配件
Spare Parts

刀杆 Toolholder	锁紧螺钉 Clamping Screw	TORX PLUS®扳手 TORX PLUS® Wrench
SB110...	6.075T15P	T15PQ



硬质合金牌号
Carbide grades

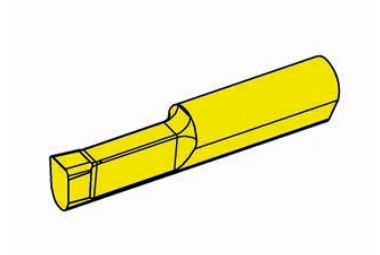
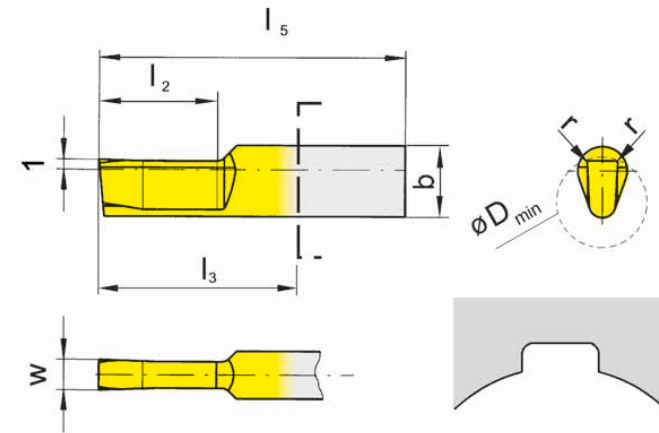
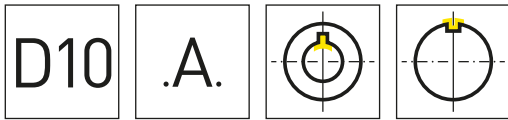
▲ 库存
on stock

△ 4周
4 weeks

产品型号 Part number	w	b	l ₅	l ₂	l ₃	r	D _{min}	HIS	AN25
N105.0210.2.08.A2	2.11	7	30	12	18	0.35	6	105125	▲
N105.0310.2.10.A2	3.11	7	30	12	18	0.35	6.5	105125	▲
N105.0310.2.13.A2	3.11	7	30	12	18	0.5	6.5	105125	▲
N105.0410.2.16.A2	4.14	7	30	12	18	0.5	6.5	105125	▲
N110.0510.05.04.A2	5.14	-	60	25	34	0.5	9	110260	▲
N110.0510.05.07.A2	5.14	-	75	40	49	0.5	9	110260	▲
N110.0610.05.04.A2	6.14	-	60	25	34	0.5	10	110260	△
N110.0610.05.07.A2	6.14	-	75	40	49	0.5	10	110260	△

推荐:使用动力刀座
Recommended for: Broaching units

P	●
M	○
K	-
N	-
S	-
H	-



硬质合金牌号
Carbide grades

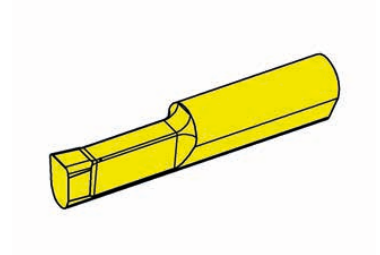
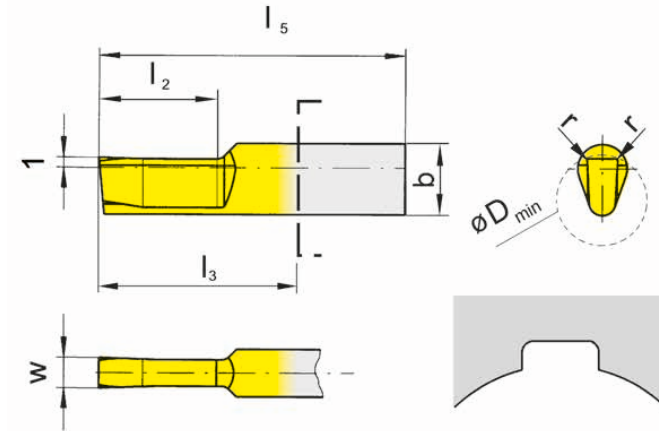
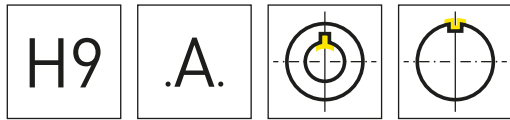
▲ 库存
on stock

△ 4周
4 weeks

产品型号 Part number	w	b	l ₅	l ₂	l ₃	r	D _{min}	HIS	AN25
N105.0205.01.01.A2	2.055	7	30	12	18	0.12	6	105125	▲
N105.0305.01.01.A2	3.055	7	30	12	18	0.12	6.5	105125	▲
N105.0407.01.01.A2	4.073	7	35	15	23	0.12	6.5	105125	▲
N110.0407.02.04.A2	4.073	-	60	25	34	0.2	9	110260	▲
N110.0407.02.07.A2	4.073	-	75	40	49	0.2	9	110260	▲
N110.0507.02.04.A2	5.073	-	60	25	34	0.2	9	110260	▲
N110.0507.02.07.A2	5.073	-	75	40	49	0.2	9	110260	▲
N110.0607.02.04.A2	6.073	-	60	25	34	0.2	10	110260	△
N110.0607.02.07.A2	6.073	-	75	40	49	0.2	10	110260	△

推荐:使用动力刀座
Recommended for: Broaching units

P	●
M	○
K	-
N	-
S	-
H	-



硬质合金牌号
Carbide grades

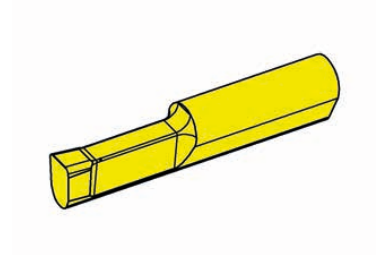
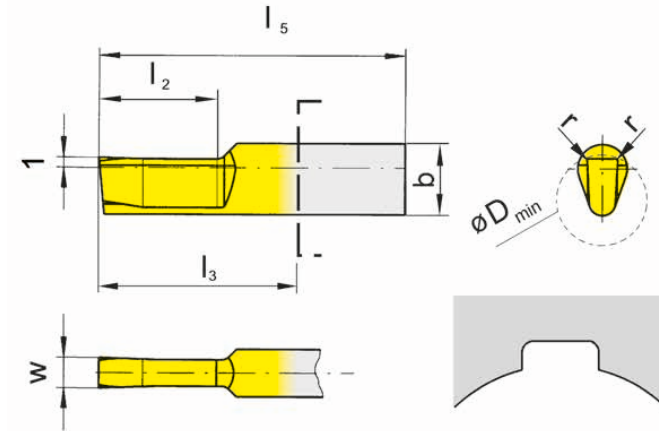
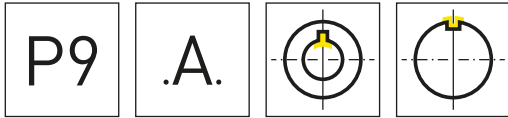
▲ 库存
on stock

△ 4周
4 weeks

产品型号 Part number	w	b	l ₅	l ₂	l ₃	r	D _{min}	HIS	AN25
N105.0202.01.01.A2	2.02	7	30	12	18	0.1	6	105125	▲
N105.0302.01.01.A2	3.02	7	30	12	18	0.1	6.5	105125	▲
N105.0402.01.01.A2	4.025	7	35	15	23	0.1	6.5	105125	▲
N110.0402.02.04.A2	4.025	-	60	25	34	0.2	9	110260	▲
N110.0402.02.07.A2	4.025	-	75	40	49	0.2	9	110260	▲
N110.0502.02.04.A2	5.025	-	60	25	34	0.2	9	110260	▲
N110.0502.02.07.A2	5.025	-	75	40	49	0.2	9	110260	▲
N110.0602.02.04.A2	6.025	-	60	25	34	0.2	10	110260	△
N110.0602.02.07.A2	6.025	-	75	40	49	0.2	10	110260	△

推荐:使用动力刀座
Recommended for: Broaching units

P	●
M	○
K	-
N	-
S	-
H	-



硬质合金牌号
Carbide grades

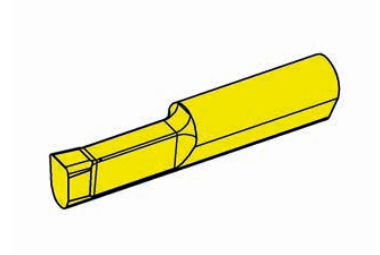
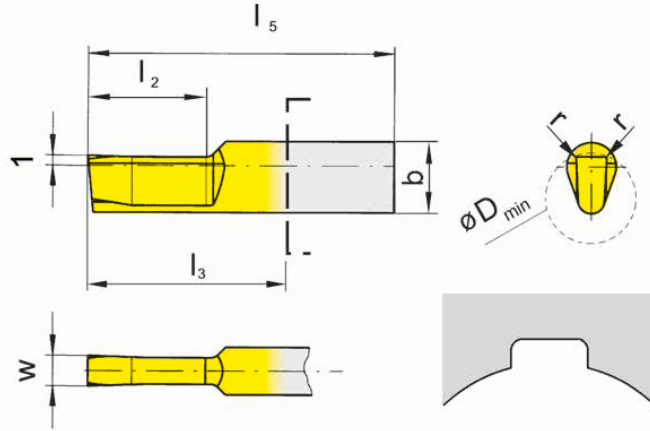
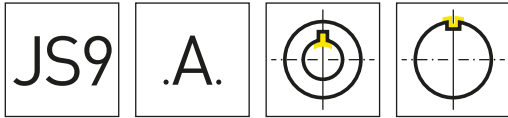
▲ 库存
on stock

△ 4周
4 weeks

产品型号 Part number	w	b	l ₅	l ₂	l ₃	r	D _{min}	HIS	AN25
N105.0198.01.01.A2	1.982	7	30	12	18	0.1	6	105125	▲
N105.0298.01.01.A2	2.989	7	30	12	18	0.1	6.5	105125	▲
N105.0397.01.01.A2	3.983	7	35	15	23	0.1	6.5	105125	▲
N110.0397.02.04.A2	3.983	-	60	25	34	0.2	9	110260	▲
N110.0397.02.07.A2	3.983	-	75	40	49	0.2	9	110260	▲
N110.0497.02.04.A2	4.983	-	60	25	34	0.2	9	110260	▲
N110.0497.02.07.A2	4.983	-	75	40	49	0.2	9	110260	▲
N110.0597.02.04.A2	5.983	-	60	25	34	0.2	10	110260	△
N110.0597.02.07.A2	5.983	-	75	40	49	0.2	10	110260	△

推荐:使用动力刀座
Recommended for: Broaching units

P	●
M	○
K	-
N	-
S	-
H	-



硬质合金牌号
Carbide grades

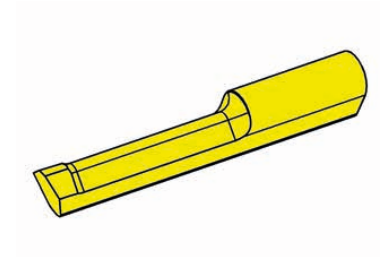
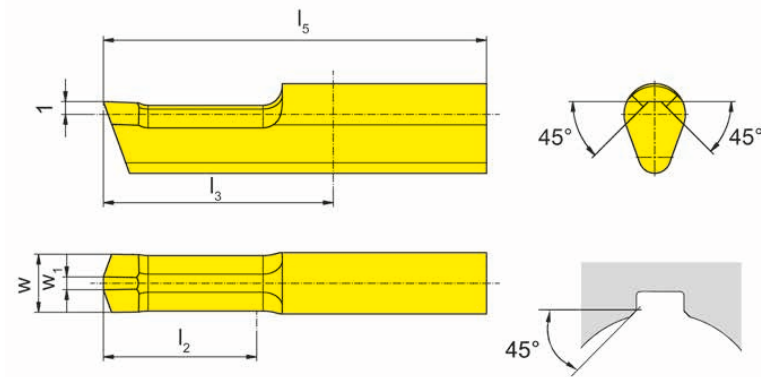
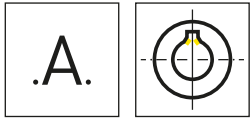
▲ 库存
on stock

△ 4周
4 weeks

产品型号 Part number	w	b	l_5	l_2	l_3	r	D_{min}	HIS	AN25
N105.0200.01.01.A2	2	7	30	12	18	0.1	6	105125	▲
N105.0300.01.01.A2	3	7	30	12	18	0.1	6.5	105125	▲
N105.0400.01.01.A2	4	7	35	15	23	0.1	6.5	105125	▲
N105.0400.02.01.A2	4	7	35	15	23	0.2	6.5	105125	▲
N110.0400.02.04.A2	4.01	-	60	25	34	0.2	9	110260	▲
N110.0400.02.07.A2	4.01	-	75	40	49	0.2	9	110260	▲
N110.0500.02.04.A2	5.01	-	60	25	34	0.2	9	110260	▲
N110.0500.02.07.A2	5.01	-	75	40	49	0.2	9	110260	▲
N110.0600.02.04.A2	6.01	-	60	25	34	0.2	10	110260	△
N110.0600.02.07.A2	6.01	-	75	40	49	0.2	10	110260	△

推荐:使用动力刀座
Recommended for: Broaching units

P	●
M	○
K	-
N	-
S	-
H	-



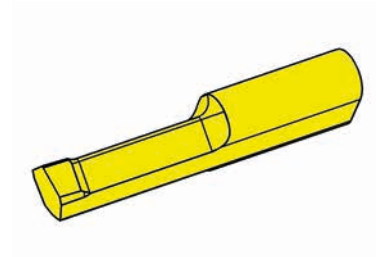
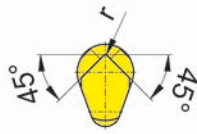
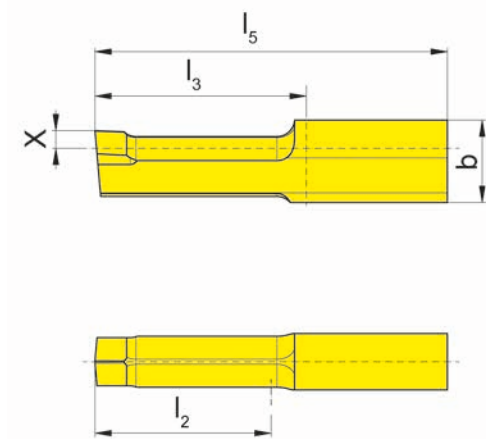
硬质合金牌号
Carbide grades

▲ 库存
on stock

△ 4周
4 weeks

产品型号 Part number	w	b	w ₁	l ₅	l ₂	l ₃	D _{min}	HIS	AN25
N105.4545.2.6.A1	4.5	7	1	30	12	18	6	105125	▲
N110.4545.4.9.A1	6.3	-	2	60	25	34	9	110260	▲
N110.4545.7.9.A1	6.3	-	2	75	40	49	9	110260	▲
									P ●
									M ○
									K -
									N -
									S -
									H -

推荐:使用动力刀座
Recommended for: Broaching units



硬质合金牌号
Carbide grades

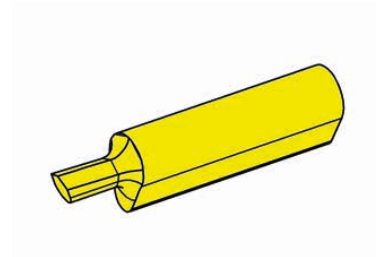
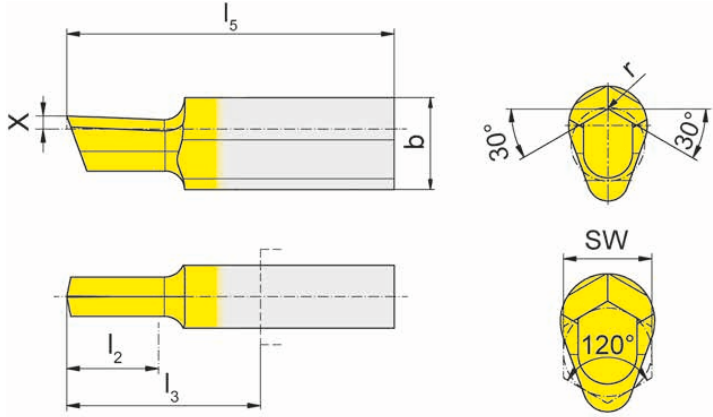
▲ 库存
on stock

△ 4周
4 weeks

产品型号 Part number	SW	b	l_5	l_2	l_3	r	底孔 Pilot diameter	X	HIS	AN25
N105.SQ.0405.1.A1	4-5	7	25	10	13	0.2	SW+0,1	1.5	105125	▲
N105.SQ.0506.1.A1	5-6	7	30	12	18	0.2	SW+0,1	1.5	105125	▲
N105.SQ.0608.2.A1	6-8	7	30	15	18	0.2	SW+0,1	1.5	105125	▲
N110.SQ.0810.2.A1	8-10	-	45	15	19	0.2	SW+0,1	2.5	110260	▲
N110.SQ.1013.2.A1	10-13	-	45	15	19	0.2	SW+0,2	2.5	110260	▲

推荐:使用动力刀座
Recommended for: Broaching units

P	●
M	○
K	-
N	-
S	-
H	-



硬质合金牌号
Carbide grades

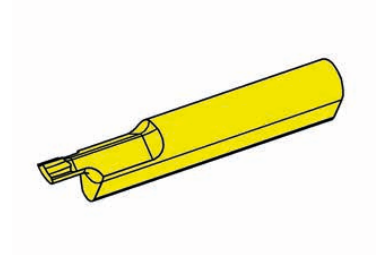
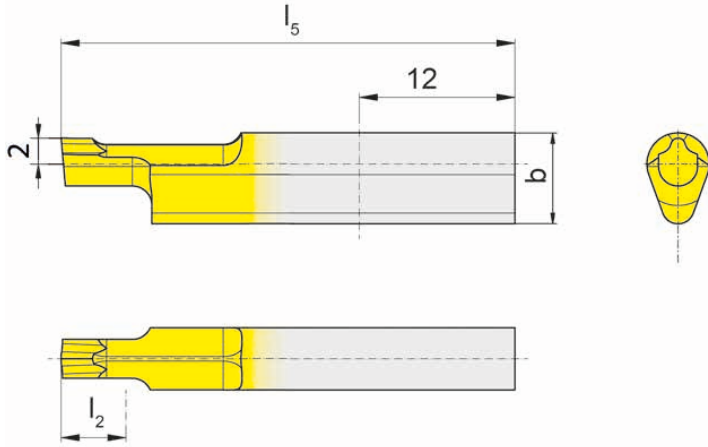
▲ 库存
on stock

△ 4周
4 weeks

产品型号 Part number	SW	l_5	l_2	l_3	r	底孔 Pilot diameter	X	HIS	AN25
N105.SW20.20.01.A1	2,0-2,0	25	4	13	0,05	SW	1	105125	▲
N105.SW25.25.01.A1	2,5-2,9	25	4	13	0,05	SW	1	105125	▲
N105.SW30.30.01.A1	2,9-3,5	25	4,5	13	0,05	SW	1	105125	▲
N105.SW35.35.01.A1	3,5-4,0	25	5,5	13	0,05	SW	1	105125	▲
N105.SW40.40.01.A1	4,0-4,5	25	6	13	0,1	SW	1	105125	▲
N105.SW45.45.01.A1	4,5-5,0	25	7	13	0,1	SW	1	105125	▲
N105.SW56.56.01.A1	5,0-8,0	25	9	13	0,1	SW	1	105125	▲
N105.SW80.80.01.A1	8,0-10,0	30	12	18	0,1	SW+0,1	1	105125	▲
N110.SW14.14.03.A1	10,0-14,0	55	20	29	0,2	SW+0,1	1,5	110260	▲
N110.SW16.16.04.A1	14,0-16,5/ 16,8-18,0	55	25	29	0,2	SW+0,1/ SW+0,2	2	110260	▲

推荐:使用动力刀座
Recommended for: Broaching units

P	●
M	o
K	-
N	-
S	-
H	-



硬质合金牌号
Carbide grades

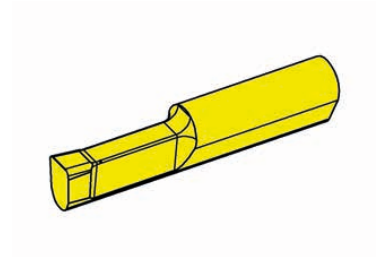
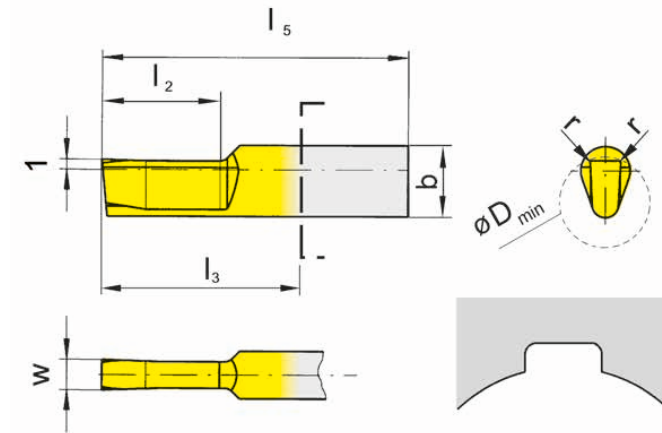
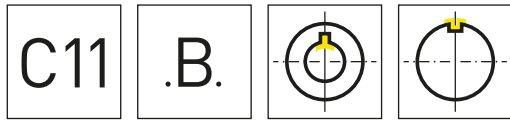
▲ 库存
on stock

△ 4周
4 weeks

产品型号 Part number	b	l_5	l_2	HIS	AN25
N105.TX15.24.03.A1	7	35	4	105125	▲
N105.TX20.28.03.A1	7	35	4	105125	▲
N105.TX25.32.03.A1	7	35	5	105125	▲
N105.TX30.40.03.A1	7	35	5	105125	▲

推荐:使用动力刀座
Recommended for: Broaching units

P	●
M	○
K	-
N	-
S	-
H	-



硬质合金牌号
Carbide grades

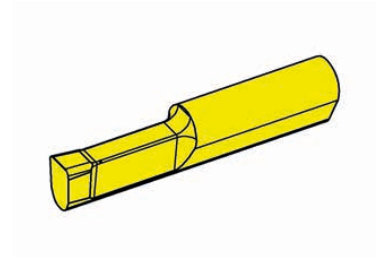
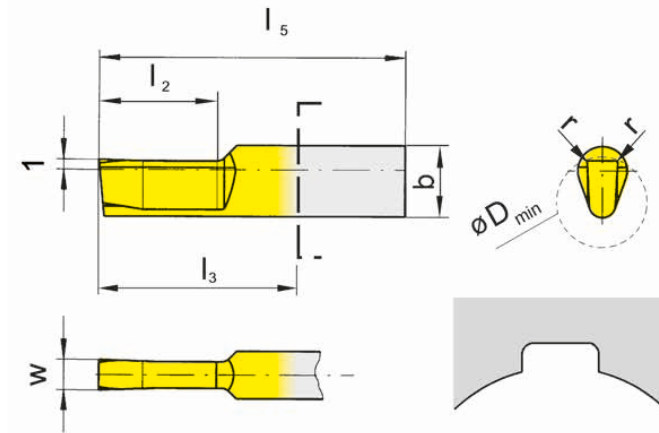
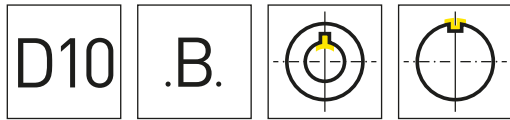
▲ 库存
on stock

△ 4周
4 weeks

产品型号 Part number	w	b	l ₅	l ₂	l ₃	r	D _{min}	HIS	AN25
N105.0210.2.08.B1	2.11	7	30	12	18	0.35	6	105125	▲
N105.0310.2.10.B1	3.11	7	30	12	18	0.35	6.5	105125	▲
N105.0310.2.13.B1	3.11	7	30	12	18	0.5	6.5	105125	▲
N105.0410.2.16.B1	4.14	7	30	12	18	0.5	6.5	105125	▲
N110.0410.05.04.B1	4.14	-	60	25	34	0.5	9	110260	▲
N110.0410.05.07.B1	4.14	-	75	40	49	0.5	9	110260	▲
N110.0510.05.04.B1	5.14	-	60	25	34	0.5	9	110260	▲
N110.0510.05.07.B1	5.14	-	75	40	49	0.5	9	110260	▲
N110.0610.05.04.B1	6.14	-	60	25	34	0.5	10	110260	△
N110.0610.05.07.B1	6.14	-	75	40	49	0.5	10	110260	△

推荐:常规插削
Recommended for: conventional broaching

P	●
M	○
K	-
N	-
S	-
H	-



硬质合金牌号
Carbide grades

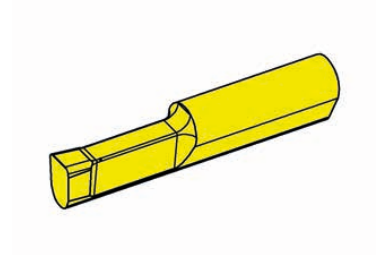
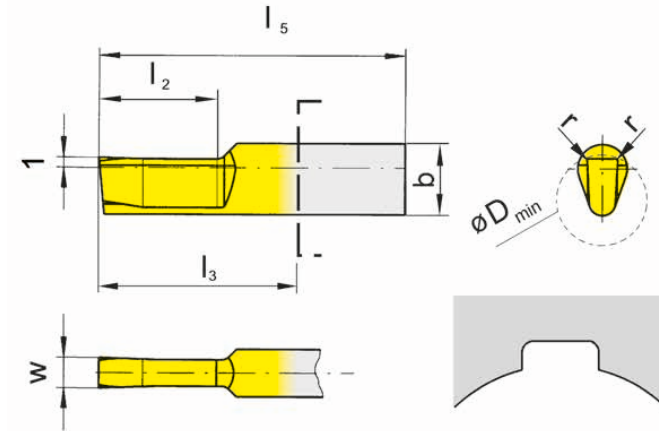
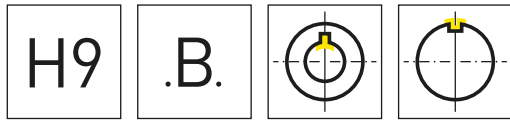
▲ 库存
on stock

△ 4周
4 weeks

产品型号 Part number	w	b	l ₅	l ₂	l ₃	r	D _{min}	HIS	AN25
N105.0205.01.01.B1	2.055	7	30	12	18	0.12	6	105125	▲
N105.0305.01.01.B1	3.055	7	30	12	18	0.12	6.5	105125	▲
N105.0407.01.01.B1	4.073	7	35	15	23	0.12	6.5	105125	▲
N110.0407.02.04.B1	4.073	-	60	25	34	0.2	9	110260	▲
N110.0407.02.07.B1	4.073	-	75	40	49	0.2	9	110260	▲
N110.0507.02.04.B1	5.073	-	60	25	34	0.2	9	110260	▲
N110.0507.02.07.B1	5.073	-	75	40	49	0.2	9	110260	▲
N110.0607.02.04.B1	6.073	-	60	25	34	0.2	10	110260	△
N110.0607.02.07.B1	6.073	-	75	40	49	0.2	10	110260	△

推荐:常规插削
Recommended for: conventional broaching

P	●
M	○
K	-
N	-
S	-
H	-



硬质合金牌号
Carbide grades

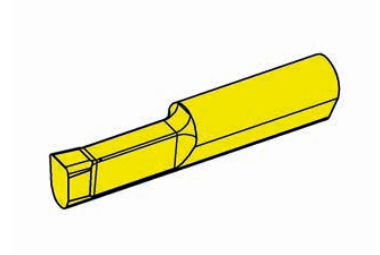
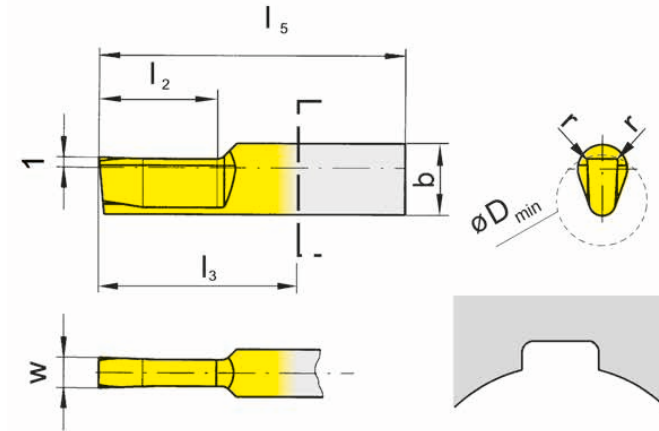
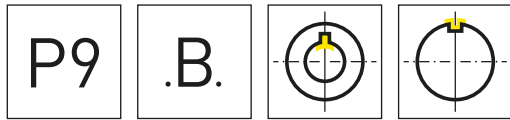
▲ 库存
on stock

△ 4周
4 weeks

产品型号 Part number	w	b	l ₅	l ₂	l ₃	r	D _{min}	HIS	AN25
N105.0202.01.01.B1	2.02	7	30	12	18	0.1	6	105125	▲
N105.0302.01.01.B1	3.02	7	30	12	18	0.1	6.5	105125	▲
N105.0402.01.01.B1	4.025	7	35	15	23	0.1	6.5	105125	▲
N110.0402.02.04.B1	4.025	-	60	25	34	0.2	9	110260	▲
N110.0402.02.07.B1	4.025	-	75	40	49	0.2	9	110260	▲
N110.0502.02.04.B1	5.025	-	60	25	34	0.2	9	110260	▲
N110.0502.02.07.B1	5.025	-	75	40	49	0.2	9	110260	▲
N110.0602.02.04.B1	6.025	-	60	25	34	0.2	10	110260	△
N110.0602.02.07.B1	6.025	-	75	40	49	0.2	10	110260	△

推荐:常规插削
Recommended for: conventional broaching

P	●
M	○
K	-
N	-
S	-
H	-



硬质合金牌号
Carbide grades

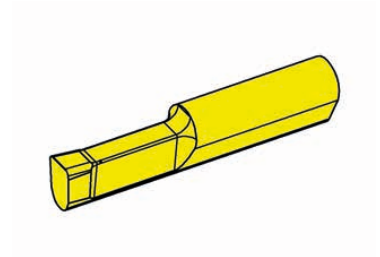
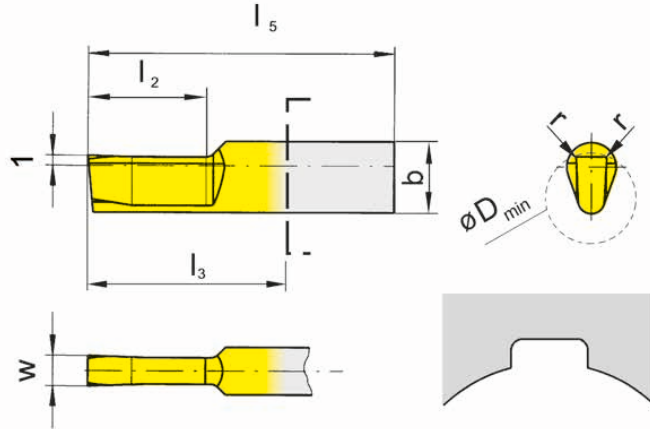
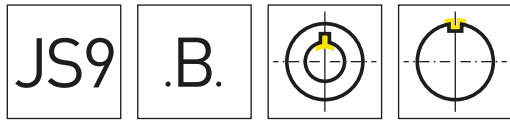
▲ 库存
on stock

△ 4周
4 weeks

产品型号 Part number	w	b	l_5	l_2	l_3	r	D_{min}	HIS	AN25
N105.0198.01.01.B1	1.982	7	30	12	18	0.1	6	105125	▲
N105.0298.01.01.B1	2.989	7	30	12	18	0.1	6.5	105125	▲
N105.0397.01.01.B1	3.983	7	35	15	23	0.1	6.5	105125	▲
N110.0397.02.04.B1	3.983	-	60	25	34	0.2	9	110260	▲
N110.0397.02.07.B1	3.983	-	75	40	49	0.2	9	110260	▲
N110.0497.02.04.B1	4.983	-	60	25	34	0.2	9	110260	▲
N110.0497.02.07.B1	4.983	-	75	40	49	0.2	9	110260	▲
N110.0597.02.04.B1	5.983	-	60	25	34	0.2	10	110260	△
N110.0597.02.07.B1	5.983	-	75	40	49	0.2	10	110260	△

推荐:常规插削
Recommended for: conventional broaching

P	●
M	○
K	-
N	-
S	-
H	-



硬质合金牌号
Carbide grades

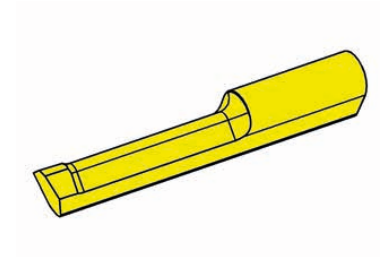
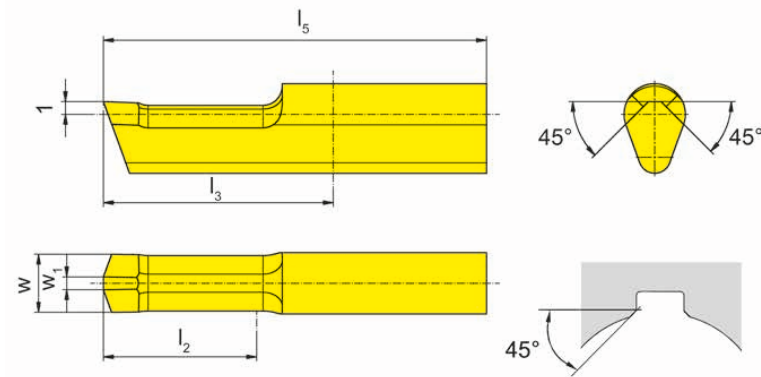
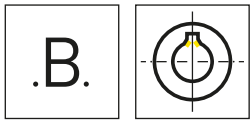
▲ 库存
on stock

△ 4周
4 weeks

产品型号 Part number	w	b	l ₅	l ₂	l ₃	r	D _{min}	HIS	AN25
N105.0200.01.01.B1	2	7	30	12	18	0.1	6	105125	▲
N105.0300.01.01.B1	3	7	30	12	18	0.1	6.5	105125	▲
N105.0400.01.01.B1	4	7	35	15	23	0.1	6.5	105125	▲
N105.0400.02.01.B1	4	7	35	15	23	0.2	6.5	105125	▲
N110.0400.02.04.B1	4.01	-	60	25	34	0.2	9	110260	▲
N110.0400.02.07.B1	4.01	-	75	40	49	0.2	9	110260	▲
N110.0500.02.04.B1	5.01	-	60	25	34	0.2	9	110260	▲
N110.0500.02.07.B1	5.01	-	75	40	49	0.2	9	110260	▲
N110.0600.02.04.B1	6.01	-	60	25	34	0.2	10	110260	△
N110.0600.02.07.B1	6.01	-	75	40	49	0.2	10	110260	△

推荐:常规插削
Recommended for: conventional broaching

P	●
M	○
K	-
N	-
S	-
H	-



硬质合金牌号
Carbide grades

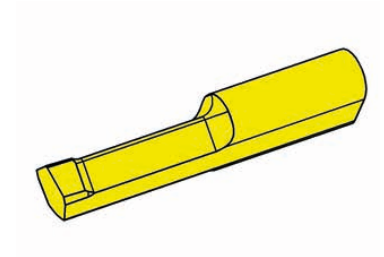
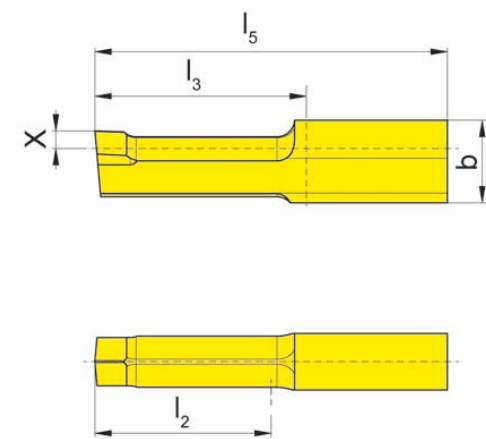
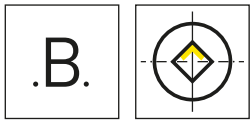
▲ 库存
on stock

△ 4周
4 weeks

产品型号 Part number	w	b	w ₁	l ₅	l ₂	l ₃	D _{min}	HIS	AN25
N105.4545.2.6.B1	4.5	7	1	30	12	18	6	105125	▲
N105.4545.3.6.B1	4.5	7	1	35	20	23	6	105125	▲
N110.4545.4.9.B1	6.3	-	2	60	25	34	9	110260	▲
N110.4545.7.9.B1	6.3	-	2	75	40	49	9	110260	▲

推荐:常规插削
Recommended for: conventional broaching

P	●
M	○
K	-
N	-
S	-
H	-



硬质合金牌号
Carbide grades

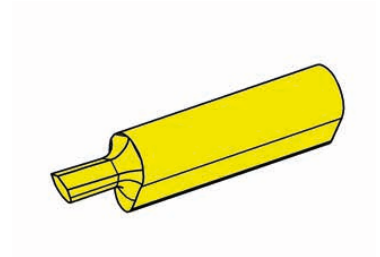
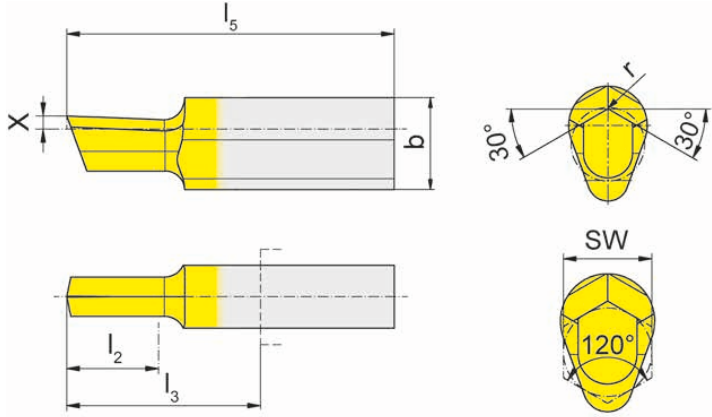
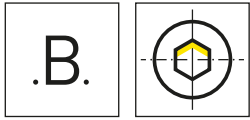
▲ 库存
on stock

△ 4周
4 weeks

产品型号 Part number	SW	b	l ₅	l ₂	l ₃	r	底孔 Pilot diameter	X	HIS	AN25
N105.SQ.0405.1.B1	4-5	7	25	10	13	0,2	SW+0,1	1,5	105125	▲
N105.SQ.0506.1.B1	5-6	7	30	12	18	0,2	SW+0,1	1,5	105125	▲
N105.SQ.0608.2.B1	6-8	7	30	15	18	0,2	SW+0,1	1,5	105125	▲
N110.SQ.0810.2.B1	8-10	-	45	15	19	0,2	SW+0,1	2,5	110260	▲
N110.SQ.1013.2.B1	10-13	-	45	15	19	0,2	SW+0,2	2,5	110260	▲

推荐:常规插削
Recommended for: conventional broaching

P	●
M	○
K	-
N	-
S	-
H	-



硬质合金牌号
Carbide grades

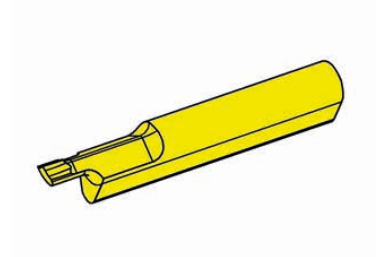
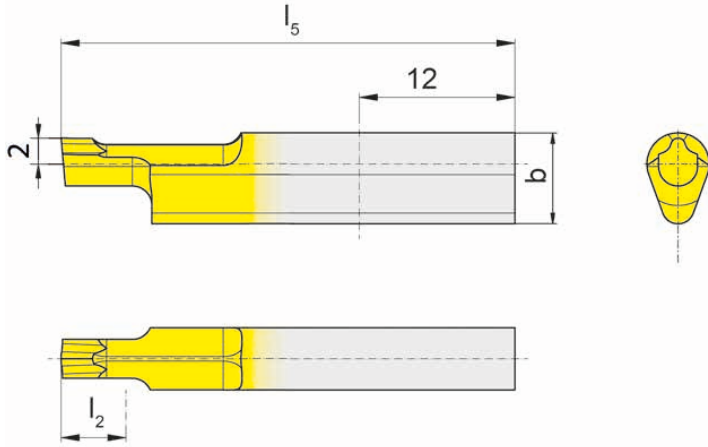
▲ 库存
on stock

△ 4周
4 weeks

产品型号 Part number	SW	l_5	l_2	l_3	r	底孔 Pilot diameter	X	HIS	AN25
N105.SW20.20.01.B1	2,0-2,0	25	4	13	0,05	SW	1	105125	▲
N105.SW25.25.01.B1	2,5-2,9	25	4	13	0,05	SW	1	105125	▲
N105.SW30.30.01.B1	2,9-3,5	25	4,5	13	0,05	SW	1	105125	▲
N105.SW35.35.01.B1	3,5-4,0	25	5,5	13	0,05	SW	1	105125	▲
N105.SW40.40.01.B1	4,0-4,5	25	6	13	0,1	SW	1	105125	▲
N105.SW45.45.01.B1	4,5-5,0	25	7	13	0,1	SW	1	105125	▲
N105.SW56.56.01.B1	5,0-8,0	25	9	13	0,1	SW	1	105125	▲
N105.SW80.80.01.B1	8,0-10,0	30	12	18	0,1	SW+0,1	1	105125	▲
N110.SW14.14.03.B1	10,0-14,0	55	20	29	0,2	SW+0,1	1,5	110260	▲
N110.SW16.16.04.B1	14,0-16,5/ 16,8-18,0	55	25	29	0,2	SW+0,1/ SW+0,2	2	110260	▲

推荐:常规插削
Recommended for: conventional broaching

M	o
K	-
N	-
S	-
H	-



硬质合金牌号
Carbide grades

▲ 库存
on stock

△ 4周
4 weeks

产品型号 Part number	b	l_5	l_2	HIS	AN25
N105.TX15.24.03.B1	7	35	4	105125	▲
N105.TX20.28.03.B1	7	35	4	105125	▲
N105.TX25.32.03.B1	7	35	5	105125	▲
N105.TX30.40.03.B1	7	35	5	105125	▲

推荐:常规插削
Recommended for: conventional broaching

P	●
M	○
K	-
N	-
S	-
H	-

插削
Broaching

Nw	公差等级 Tolerance	宽 width	D _{min}	l ₂	刀片 Insert ...A2/...B1	刀杆 Toolholder
2	C11	2.11	6	12	N105.0210.2.08. ...	SB105...
3	C11	3.11	6.5	12	N105.0310.2.10. ...	SB105...
3	C11	3.11	6.5	12	N105.0310.2.13. ...	SB105...
4	C11	4.14	6.5	12	N105.0410.2.16. ...	SB105...
4	C11	4.14	9	25	N110.0410.05.04. ...	SB110...
4	C11	4.14	9	40	N110.0410.05.07. ...	SB110...
5	C11	5.14	9	25	N110.0510.05.04. ...	SB110...
5	C11	5.14	9	40	N110.0510.05.07. ...	SB110...
6	C11	6.14	10	25	N110.0610.05.04. ...	SB110...
6	C11	6.14	10	40	N110.0610.05.07. ...	SB110...
2	D10	2.055	6	12	N105.0205.01.01. ...	SB105...
3	D10	3.055	6.5	12	N105.0305.01.01. ...	SB105...
3	D10	4.073	6.5	15	N105.0407.01.01. ...	SB105...
4	D10	4.073	9	25	N110.0407.02.04. ...	SB105...
4	D10	4.073	9	40	N110.0407.02.07. ...	SB110...
5	D10	5.073	9	25	N110.0507.02.04. ...	SB110...
5	D10	5.073	9	40	N110.0507.02.07. ...	SB110...
6	D10	6.073	10	25	N110.0607.02.04. ...	SB110...
6	D10	6.073	10	40	N110.0607.02.07. ...	SB110...
2	H9	2.02	6	12	N105.0202.01.01. ...	SB105...
3	H9	3.02	6.5	12	N105.0302.01.01. ...	SB105...
4	H9	4.025	6.5	15	N105.0402.01.01. ...	SB105...
4	H9	4.025	9	25	N110.0402.02.04. ...	SB110...
4	H9	4.025	9	40	N110.0402.02.07. ...	SB110...
5	H9	5.025	9	25	N110.0502.02.04. ...	SB110...
5	H9	5.025	9	40	N110.0502.02.07. ...	SB110...
6	H9	6.025	10	25	N110.0602.02.04. ...	SB110...
6	H9	6.025	10	40	N110.0602.02.07. ...	SB110...
2	P9	1.982	6	12	N105.0198.01.01. ...	SB105...
3	P9	2.989	6.5	12	N105.0298.01.01. ...	SB105...
4	P9	3.983	6.5	15	N105.0397.01.01. ...	SB105...
4	P9	3.983	9	25	N110.0397.02.04. ...	SB110...
4	P9	3.983	9	40	N110.0397.02.07. ...	SB110...
5	P9	4.983	9	25	N110.0497.02.04. ...	SB110...
5	P9	4.983	9	40	N110.0497.02.07. ...	SB110...
6	P9	5.983	10	25	N110.0597.02.04. ...	SB110...
6	P9	5.983	10	40	N110.0597.02.07. ...	SB110...

X

插削

Broaching

Nw	公差等级 Tolerance	宽 width	D _{min}	l ₂	刀片 Insert ...A2/...B1	刀杆 Toolholder
2	JS9	2	6	12	N105.0200.01.01. ...	SB105...
3	JS9	3	6.5	12	N105.0300.01.01. ...	SB105...
4	JS9	4	6.5	15	N105.0400.01.01. ...	SB105...
4	JS9	4	6.5	15	N105.0400.02.01. ...	SB105...
4	JS9	4.01	9	25	N110.0400.02.04. ...	SB110...
4	JS9	4.01	9	40	N110.0400.02.07. ...	SB110...
5	JS9	5.01	9	25	N110.0500.02.04. ...	SB110...
5	JS9	5.01	9	40	N110.0500.02.07. ...	SB110...
6	JS9	6.01	10	25	N110.0600.02.04. ...	SB110...
6	JS9	6.01	10	40	N110.0600.02.07. ...	SB110...

倒角

Chamfering

宽 width	倒角 Chamfer	D _{min}	l ₂	刀片 Insert ...A2/...B1	刀杆 Toolholder
4,5	45x45	6	12	N105.4545.2.6. ...	SB105
4,5	45x45	6	20	N105.4545.3.6. ...	SB105...
6,3	45x45	9	25	N110.4545.4.9. ...	SB110...
6,3	45x45	9	40	N110.4545.7.9. ...	SB110...

内六角

Hexagon socket


SW	D _{min}	l ₂	刀片 Insert ...A2/...B1	刀杆 Toolholder
2	2	4	N105.SW20.20.01. ...	SB105
2.5 - 2.9	2.5	4	N105.SW25.25.01. ...	SB105...
2.9 - 3.5	3	4.5	N105.SW30.30.01. ...	SB105...
3.5 - 4.0	3.5	5.5	N105.SW35.35.01. ...	SB105...
4.0 - 4.5	4	6	N105.SW40.40.01. ...	SB105...
4.5 - 5.0	4.5	7	N105.SW45.45.01. ...	SB105...
5.0 - 8.0	5	9	N105.SW56.56.01. ...	SB105...
8.0 - 10.0	6.5	12	N105.SW80.80.01. ...	SB105...
10.0 - 14.0	9	20	N110.SW14.14.03. ...	SB110...
14.0 - 16.5	9	25	N110.SW16.16.04. ...	SB110...

插方
Square Broaching

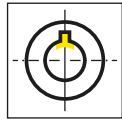
SQ	D _{min}	l ₂	刀片 Insert ...A2/...B1	刀杆 Toolholder
4 - 5	4,1	10	N105.SQ.0405.1. ...	SB105
5 - 6	5,1	12	N105.SQ.0506.1. ...	SB105...
6 - 8	6,1	15	N105.SQ.0608.2. ...	SB105...
8 - 10	8,1	15	N110.SQ.0810.2. ...	SB110...
10 - 13	10,2	15	N110.SQ.1013.2. ...	SB110...

Torx
Torx

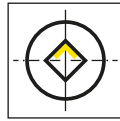
Torx	D _{min}	l ₂	刀片 Insert ...A2/...B1	刀杆 Toolholder
T15	2,3	4	N105.TX15.24.03. ...	SB105
T20	2,8	4	N105.TX20.28.03. ...	SB105...
T25	3,1	5	N105.TX25.32.03. ...	SB105...
T30	4	5	N105.TX30.40.03. ...	SB105...



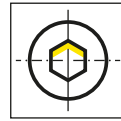
刀杆
Toolholder
SHM117/SH117/
H117/356



页/Page
764-772, 791



页/Page
773



页/Page
774

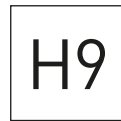
刀片
Insert
S117



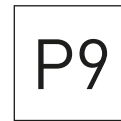
页/Page
775, 783



页/Page
776, 784



页/Page
777, 785



页/Page
778, 786



页/Page
779, 787



页/Page
780-782



页/Page
788-790



概述
Overview

页/Page
792-794

槽型
Geometry


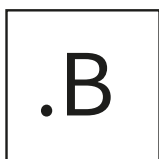
材料
Material

加工方式
Machining



推荐:使用动力刀座
Recommended for: Broaching units

$a_p = 0.020 - 0.15 \text{ mm}$



推荐:常规插削
Recommended for: Conventional broaching

$a_p = 0.020 - 0.15 \text{ mm}$

X

117/356



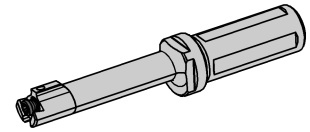
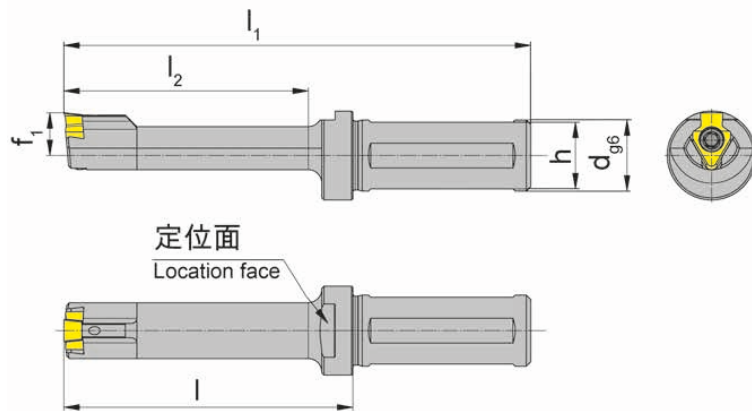
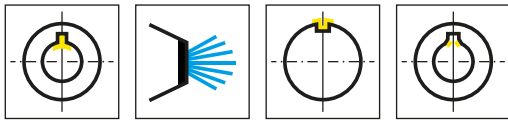
刀杆和刀片

孔径Ø 自 13.5 mm

Toolholder and Inserts

Bore Ø from 13,5 mm

X



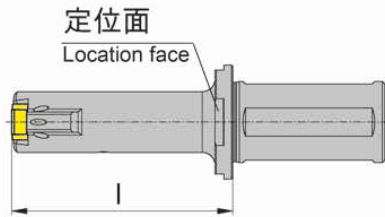
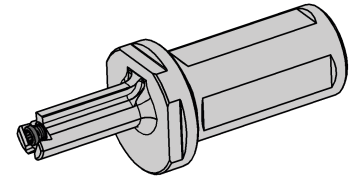
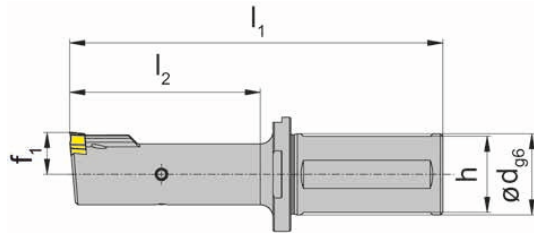
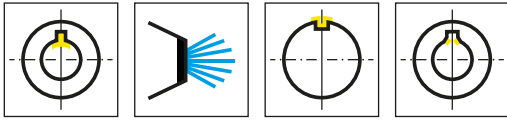
产品型号 Part number	d	h	l	l ₁	l ₂	D _{min}	f ₁	形式 Form	HWS
SHM117.1416.3.08	16	15	65	105	55	14	9.6	F	117F805
SH117.1425.1.3.08.IK	25	23	32	82	20	14	9.6	G	117G805
SH117.1425.2.3.08.IK	25	23	41	91	30	14	9.6	G	117G805
SH117.1425.3.3.08.IK	25	23	51	101	40	14	9.6	G	117G805
SH117.1425.1.08.IK	25	23	42	92	30	14	9.6	F	117F805
SH117.1425.2.08.IK	25	23	52	102	40	14	9.6	F	117F805
SH117.1425.3.08.IK	25	23	81	131	70	14	9.6	F	117F805
SH117.1425.4.08.IK	25	23	96	146	85	14	9.6	F	117F805
SH117.1725.1.10.IK	25	23	53	103	40	17	9.5	A	117A005
SH117.1725.2.10.IK	25	23	68	118	55	17	9.5	A	117A005
SH117.1725.3.10.IK	25	23	83	133	70	17	9.5	A	117A005
SH117.1725.4.10.IK	25	23	98	148	85	17	9.5	A	117A005
SH117.1725.5.10.IK	25	23	113	163	100	17	9.5	A	117A005
SH117.0025.1.10.IK	25	23	63	113	50	22	12	B	117B005
SH117.0025.2.10.IK	25	23	83	133	70	22	12	B	117B005
SH117.0025.3.10.IK	25	23	103	153	90	22	12	B	117B005
SH117.0025.4.10.IK	25	23	123	173	110	22	12	B	117B005
SH117.0025.5.10.IK	25	23	143	193	130	22	12	B	117B005

不包括 G1/8 内冷接头 - 需要单独采购!!
Coolant supply G1/8 is not included - separate order required!

X

配件
Spare Parts

刀杆 Toolholder	锁紧螺钉 Clamping Screw	TORX PLUS®扳手 TORX PLUS® Wrench
SH117...08.IK	030.3509.T15P	T15PQ
SH117...10.IK	4.09T15P	T15PQ
SH117...16.IK	5.12T20P	T20PQ
SHM117.1416.3.08	030.350P.0709	T15PQ

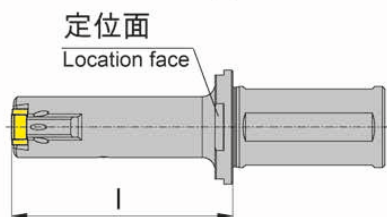
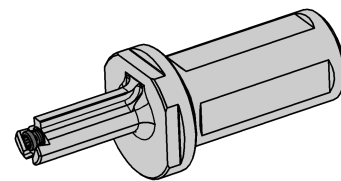
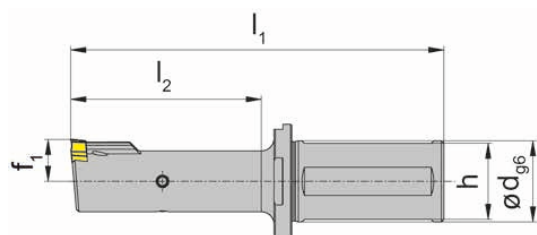
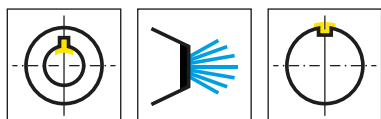


产品型号 Part number	d	h	l	l ₁	l ₂	D _{min}	f ₁	形式 Form	HWS
SH117.0032.1.16.IK	32	30	63	123	50	38	22	D	117D605
SH117.0032.2.16.IK	32	30	88	148	75	38	22	D	117D605
SH117.0032.3.16.IK	32	30	113	173	100	38	22	D	117D605
SH117.0032.4.16.IK	32	30	138	198	125	38	22	D	117D605
SH117.0032.5.16.IK	32	30	163	223	150	38	22	D	117D605
SH117.0032.6.16.IK	32	30	188	248	175	38	22	D	117D605
SH117.0032.7.16.IK	32	30	213	293	200	38	22	D	117D605
SH117.3032.1.16.IK	32	30	63	123	50	30	16.5	C	117C605
SH117.3032.2.16.IK	32	30	88	148	75	30	16.5	C	117C605
SH117.3032.3.16.IK	32	30	113	173	100	30	16.5	C	117C605
SH117.3032.4.16.IK	32	30	138	198	125	30	16.5	C	117C605
SH117.3032.5.16.IK	32	30	163	223	150	30	16.5	C	117C605
SH117.3032.6.16.IK	32	30	188	248	175	30	16.5	C	117C605

不包括 G1/8 内冷接头 - 需要单独采购!
Coolant supply G1/8 is not included - separate order required!

配件
Spare Parts

刀杆 Toolholder	锁紧螺钉 Clamping Screw	TORX PLUS®扳手 TORX PLUS® Wrench
SH117...	5.12T20P	T20PQ



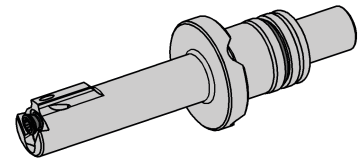
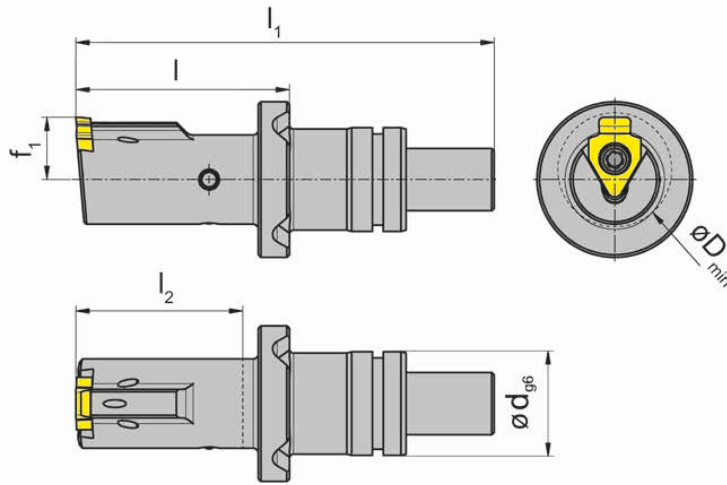
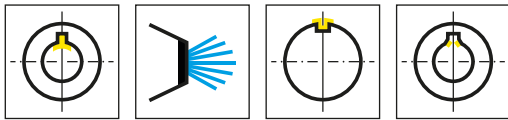
产品型号 Part number	d	h	l	l ₁	l ₂	D _{min}	f ₁	形式 Form	HWS
SH117.4032.1.16.IK	32	30	63	123	50	40	21.5	E	117E605
SH117.4032.2.16.IK	32	30	88	148	75	40	21.5	E	117E605
SH117.4032.3.16.IK	32	30	113	173	100	40	21.5	E	117E605
SH117.4032.4.16.IK	32	30	138	198	125	40	21.5	E	117E605
SH117.4032.5.16.IK	32	30	163	223	150	40	21.5	E	117E605
SH117.4032.6.16.IK	32	30	188	248	175	40	21.5	E	117E605
SH117.4032.7.16.IK	32	30	213	293	200	40	21.5	E	117E605
SH117.4032.1.20.IK	32	30	63	123	50	40	21	H	117H005
SH117.4032.2.20.IK	32	30	113	173	100	40	21	H	117H005
SH117.4032.3.20.IK	32	30	163	223	150	40	21	H	117H005
SH117.5040.1.20.IK	40	38	65	125	50	50	26.5	I	117I005
SH117.5040.2.20.IK	40	38	115	175	100	50	26.5	I	117I005
SH117.5040.3.20.IK	40	38	165	225	150	50	26.5	I	117I005
SH117.5040.4.20.IK	40	38	215	295	200	50	26.5	I	117I005

不包括 G1/8 内冷接头 - 需要单独采购!
Coolant supply G1/8 is not included - separate order required!

X

配件
Spare Parts

刀杆 Toolholder	锁紧螺钉 Clamping Screw	TORX PLUS®扳手 TORX PLUS® Wrench
SH117.4032...	5.12T20P	T20PQ
SH117...	6.17T20P	T20PQ

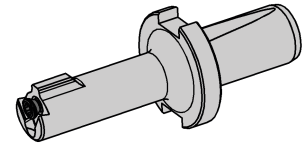
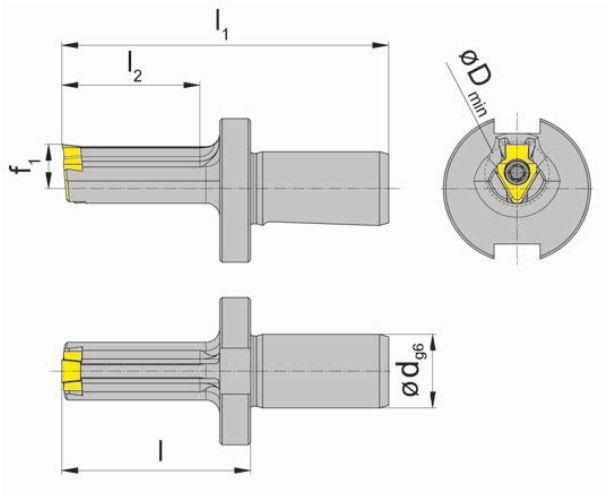
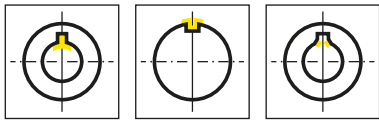


产品型号 Part number	d	l	l ₁	l ₂	D _{min}	f ₁	形式 Form	HWS	HMS
SH117.1420.E5.08.IK	20	42.5	82	32	14	9.6	F	117F805	Benz
SH117.1720.E5.10.IK	20	41	80.5	32	17	9.5	A	117A005	Benz
SH117.1720.E6.10.IK	20	60	99.5	51	17	9.5	A	117A005	Benz
SH117.2220.E5.10.IK	20	41	80.5	32	22	12	B	117B005	Benz
SH117.2220.E6.10.IK	20	60	99.5	51	22	12	B	117B005	Benz
SH117.3020.E5.16.IK	20	41	80.5	32	30	16.5	C	117C605	Benz
SH117.3020.E6.16.IK	20	60	99.5	51	30	16.5	C	117C605	Benz

只适用于插削动力座 EWSP20, BENZ LinA 4.0, 带内冷
only usable for broaching devices EWSP20, BENZ LinA 4.0 with IK

配件
Spare Parts

刀杆 Toolholder	锁紧螺钉 Clamping Screw	TORX PLUS®扳手 TORX PLUS® Wrench	O型圈 O-ring
SH117.1420.E5.08.IK	030.3509.T15P	T15PQ	16.00.1.50.3601 NBR70
SH117...	4.09T15P	T15PQ	16.00.1.50.3601 NBR70
SH117.3020....	5.12T20P	T20PQ	16.00.1.50.3601 NBR70



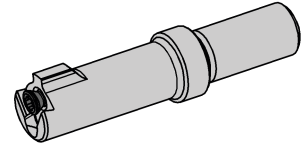
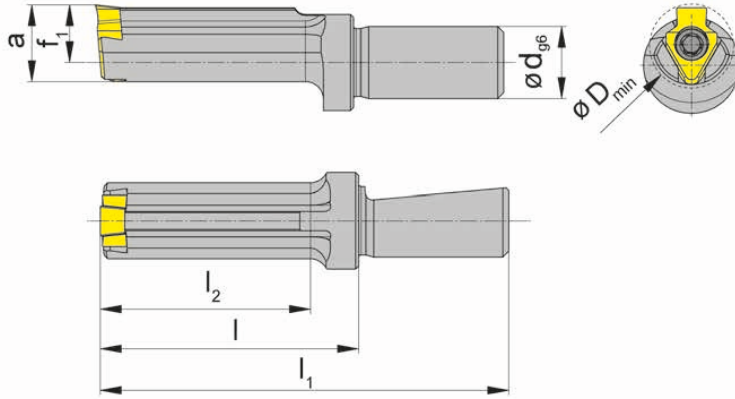
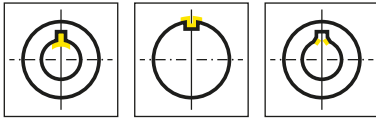
产品型号 Part number	d	l	l ₁	l ₂	D _{min}	f ₁	形式 Form	HWS	HMS
SH117.1416.E1.08	16	46	76	35	14	9.6	F	117F805	Benz
SH117.1716.E0.10	16	31	61	20	17	9.5	A	117A005	Benz
SH117.1716.E1.10	16	43	73	35	17	9.5	A	117A005	Benz
SH117.1716.E2.10	16	51	81	40	17	9.5	A	117A005	Benz
SH117.1716.E3.10	16	64	94	53	17	9.5	A	117A005	Benz
SH117.0016.E1.10	16	43	73	35	22	12	B	117B005	Benz
SH117.0016.E2.10	16	51	81	40	22	12	B	117B005	Benz
SH117.0016.E3.10	16	64	94	53	22	12	B	117B005	Benz

只适用于插削动力座EWS-Slot, BENZ LinA
only usable for broaching devices EWS-Slot, BENZ LinA

X

配件
Spare Parts

刀杆 Toolholder	锁紧螺钉 Clamping Screw	TORX PLUS®扳手 TORX PLUS® Wrench
SH117.1416.E1.08	030.3509.T15P	T15PQ
SH117...	4.09T15P	T15PQ

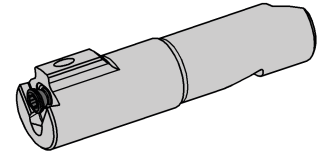
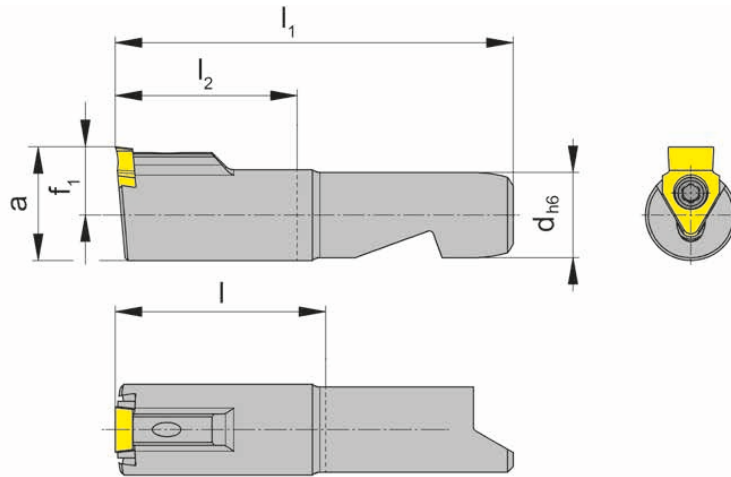
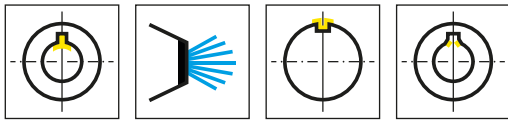


产品型号 Part number	d	l	l ₁	l ₂	D _{min}	f ₁	a	形式 Form	HWS	HMS
SH117.1412.S1.08	12	33	58	25	14	9.6	12.8	F	117F805	Schwarzer
SH117.1412.S2.08	12	43	68	35	14	9.6	12.8	F	117F805	Schwarzer
H117.1712.1439	12	33	58	25	17	9.5	16	A	117A005	Schwarzer
H117.1712.1407	12	43	68	35	17	9.5	16	A	117A005	Schwarzer
H117.2212.1441	12	33	58	25	22	12	20.75	B	117B005	Schwarzer
H117.2212.1442	12	43	68	35	22	12	20.75	B	117B005	Schwarzer
H117.3012.1440	12	33	58	25	30	16.5	28.5	C	117C605	Schwarzer
H117.3012.1419	12	43	68	35	30	16.5	28.5	C	117C605	Schwarzer

用于插削动力座Schwarzer
for broaching device Schwarzer

配件
Spare Parts

刀杆 Toolholder	锁紧螺钉 Clamping Screw	TORX PLUS®扳手 TORX PLUS® Wrench
SH117.1412....	030.3509.T15P	T15PQ
H117...	4.09T15P	T15PQ
H117.3012.1...	5.12T20P	T20PQ



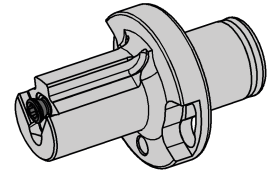
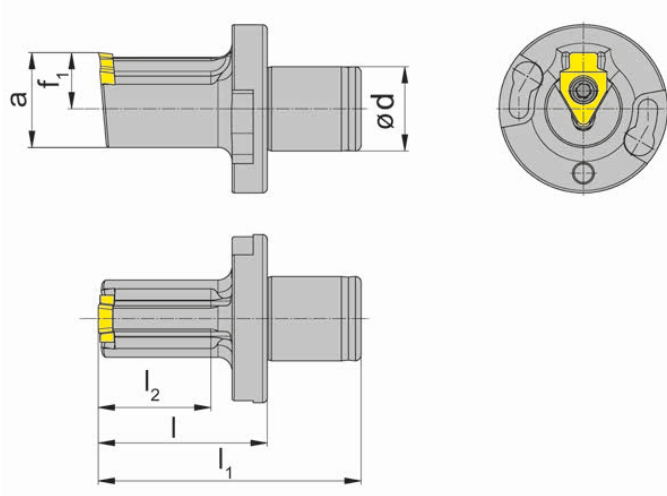
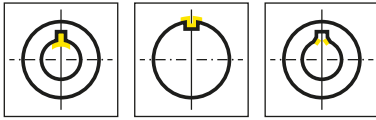
产品型号 Part number	d	l	l ₁	l ₂	D _{min}	f ₁	a	形式 Form	HWS	HMS
SH117.0932.S.08	15	37	70	32	14	9.6	12.8	F	117F805	Schwarzer
SH117.1532.S.10	15	37	70	32	22	12	20	B	117B005	Schwarzer
SH117.1538.S.16	15	43	76	38	30	15	24	C	117C605	Schwarzer
SH117.1544.S.16	15	49	82	44	30	15	24	C	117C605	Schwarzer

用于插削动力座Schwarzer“2in1”
for broaching device Schwarzer „2in1“

X

配件
Spare Parts

刀杆 Toolholder	锁紧螺钉 Clamping Screw	TORX PLUS®扳手 TORX PLUS® Wrench
SH117.0932.S.08	030.3509.T15P	T15PQ
SH117.1532.S.10	4.09T15P	T15PQ
SH117.1...	5.12T20P	T20PQ

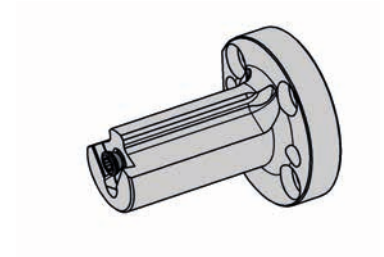
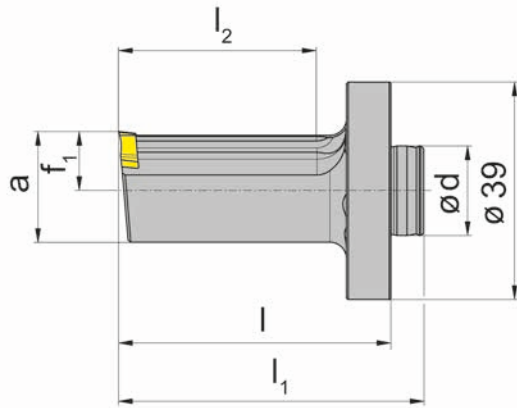
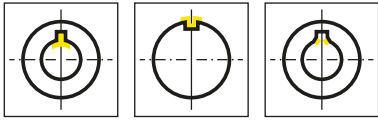


产品型号 Part number	d	l	l ₁	l ₂	D _{min}	f ₁	a	形式 Form	HWS	HMS
SH117.2218.A1.10	18	36	56	24	22	12	20.25	B	117B005	AR2P

用于插削设备AP2R/AP3R
for broaching device AP2R/AP3R

配件
Spare Parts

刀杆 Toolholder	锁紧螺钉 Clamping Screw	TORX PLUS®扳手 TORX PLUS® Wrench
SH117.2218.A1.10	4.09T15P	T15PQ



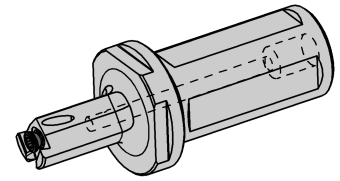
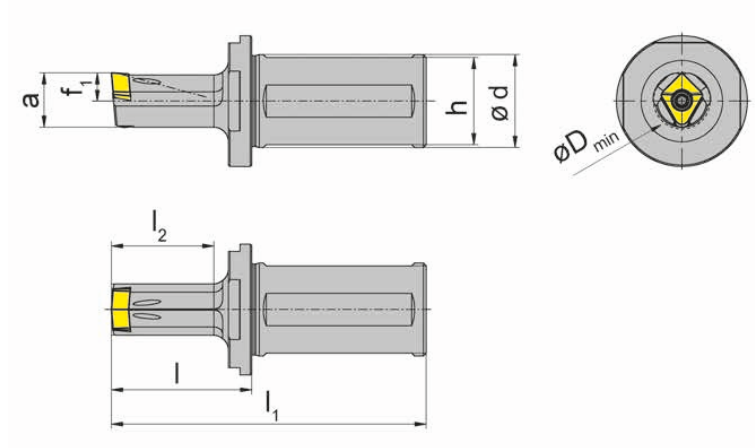
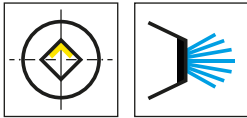
产品型号 Part number	d	l	l ₁	l ₂	D _{min}	f ₁	a	形式 Form	HWS	HMS
SH117.1716.W1.10	16	49	55	35	17	8.3	15.1	A	117A005	WTO
SH117.2216.W1.10	16	49	55	35	22	10.6	19.8	B	117B005	WTO
SH117.2616.W1.16	16	49	55	35	26	12.6	23.5	C	117C605	WTO
SH117.1716.W2.10	16	67	73	55	17	8.3	15.1	A	117A005	WTO
SH117.2216.W2.10	16	67	73	55	22	10.6	20.05	B	117B005	WTO
SH117.2616.W2.16	16	67	73	55	26	12.6	23.5	C	117C605	WTO

用于插削动力座WTO
for broaching device WTO

X

配件
Spare Parts

刀杆 Toolholder	锁紧螺钉 Clamping Screw	TORX PLUS®扳手 TORX PLUS® Wrench
SH117...	4.09T15P	T15PQ
SH117.2616.W1.16	5.12T20P	T20PQ

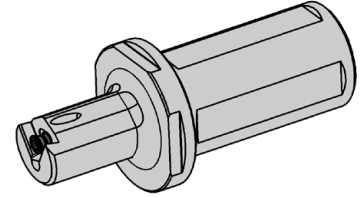
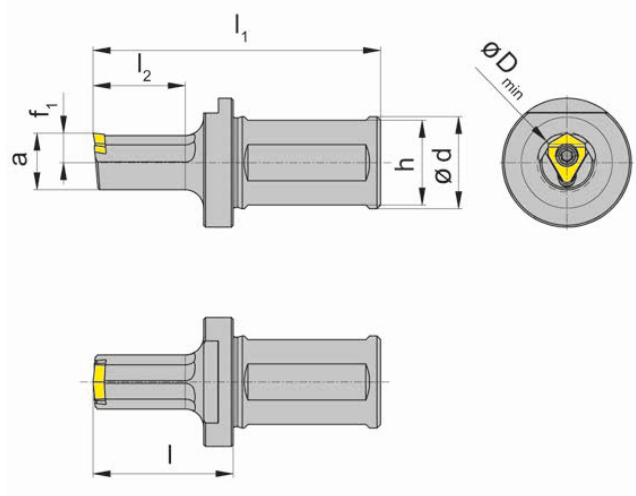
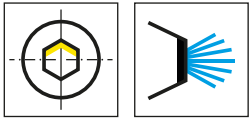


产品型号 Part number	d	h	l	l ₁	l ₂	D _{min}	f ₁	a	HWS
SH117.1325.SQ.1.08.IK	25	23	38	88	25	13.5	6.5	12.8	1170805
SH117.1525.SQ.1.10.IK	25	23	38	88	25	15.5	7.5	14.65	1171005
SH117.1732.SQ.1.12.IK	32	30	43	103	30	17.5	8.5	16.5	1171205
SH117.1932.SQ.1.16.IK	32	30	48	108	35	19.5	9.7	18.7	1171605

不包括 G1/8 内冷接头 - 需要单独采购!
Coolant supply G1/8 is not included - separate order required!

配件
Spare Parts

刀杆 Toolholder	锁紧螺钉 Clamping Screw	TORX PLUS®扳手 TORX PLUS® Wrench
SH117.1325.SQ.1.08.IK	030.3509.T15P	T15PQ
SH117....	4.09T15P	T15PQ
SH117.1932.SQ.1.16.IK	5.12T20P	T20PQ



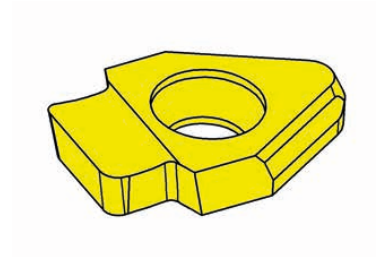
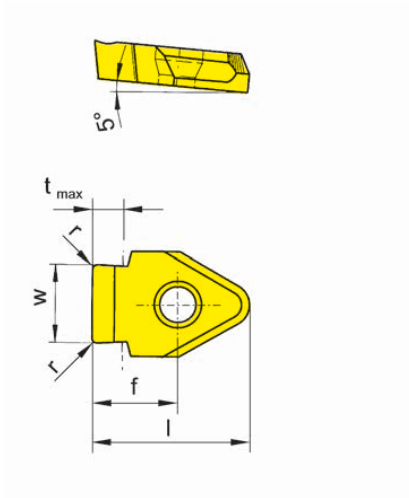
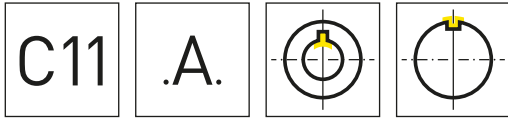
产品型号 Part number	d	h	l	l ₁	l ₂	D _{min}	f ₁	a	HWS
SH117.1425.30.1.08.IK	25	23	33	83	20	14.2	6.75	13	1170805
SH117.1625.30.1.10.IK	25	23	38	88	25	16.2	7.75	15	1171005
SH117.2432.30.1.12.IK	32	30	43	103	30	24.3	11.3	22	1171205
SH117.3032.30.1.16.IK	32	30	53	113	40	30.5	14.5	28	1171605

不包括 G1/8 内冷接头 - 需要单独采购!
Coolant supply G1/8 is not included - separate order required!

X

配件
Spare Parts

刀杆 Toolholder	锁紧螺钉 Clamping Screw	TORX PLUS®扳手 TORX PLUS® Wrench
SH117.1425.30.1.08.IK	030.3509.T15P	T15PQ
SH117...	4.09T15P	T15PQ
SH117.3032.30.1.16.IK	5.12T20P	T20PQ



硬质合金牌号
Carbide grades

▲ 库存
on stock

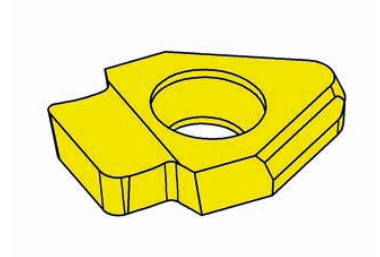
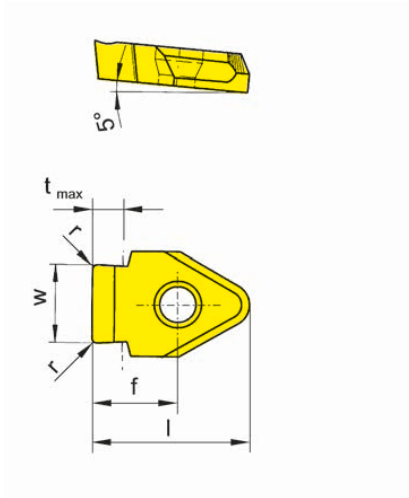
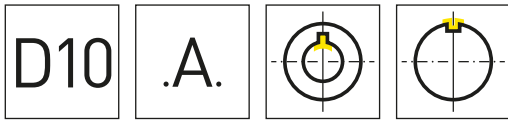
△ 4周
4 weeks

产品型号 Part number	Nw	w	l	r	D _{min}	t _{max}	f	形式 Form	HIS	AN45
S117.0412.05.08.A1	4	4.12	13	0.5	14	2.1	6	F	117F805	▲
S117.0612.09.10.A1	6	6.12	16	0.85	22	2.6	8	B	117B005	▲
S117.0713.11.10.A1	7	7.13	16	1.05	22	3.3	8	B	117B005	▲
S117.0813.11.10.A1	8	8.13	16	1.05	22	3.4	8	B	117B005	▲
S117.1013.11.14.A1	10	10.13	20.7	1.05	30	4.2	11.2	C	117C605	▲
S117.1215.14.14.A1	12	12.15	20.7	1.35	38	5.1	11.2	D	117D605	▲
S117.1215.18.14.A1	16	12.15	20.7	1.75	38	6.6	11.2	D	117D605	▲
S117.1215.23.14.A1	24	12.15	20.7	2.25	38	8.5	11.2	D	117D605	▲

推荐:使用动力刀座
Recommended for: Broaching units

P	●
M	○
K	●
N	●
S	○
H	-





硬质合金牌号
Carbide grades

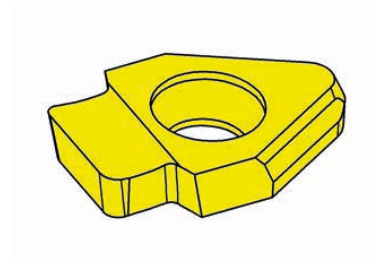
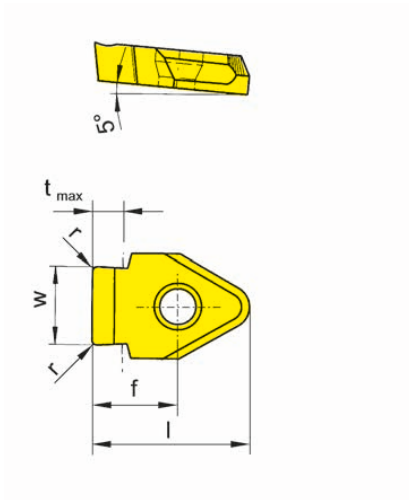
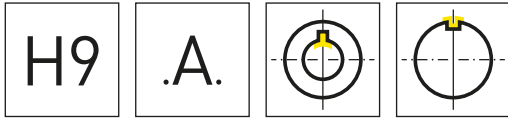
▲ 库存
on stock

△ 4周
4 weeks

产品型号 Part number	Nw	w	l	r	D _{min}	t _{max}	f	形式 Form	HIS	AN45
S117.0305.01.08.A1	3	3.05	13	0.12	14	2	6	G	117G805	▲
S117.0407.01.08.A1	4	4.07	13	0.12	14	2.2	6	F	117F805	▲
S117.0507.02.08.A1	5	5.07	13	0.2	14	2.9	6	F	117F805	▲
S117.0507.02.10.A1	5	5.07	14.5	0.2	14	2.8	6.5	A	117A005	▲
S117.0607.02.10.A1	6	6.07	14.5	0.2	17	3.5	6.5	A	117A005	▲
S117.0808.02.10.A1	8	8.08	16	0.2	22	4.3	8	B	117B005	▲
S117.1008.03.14.A1	10	10.08	20.7	0.3	30	4.4	11.2	C	117C605	▲
S117.1210.03.14.A1	12	12.1	20.7	0.3	38	5.9	11.2	D	117D605	▲
S117.1410.03.16.A1	14	14.1	20.7	0.3	40	6.8	11.2	E	117E605	▲

推荐:使用动力刀座
Recommended for: Broaching units

P	●
M	○
K	●
N	●
S	○
H	-



硬质合金牌号
Carbide grades

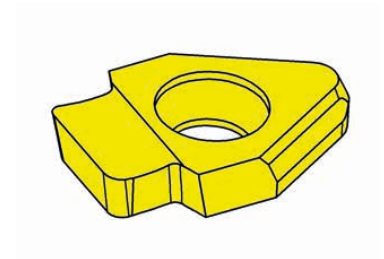
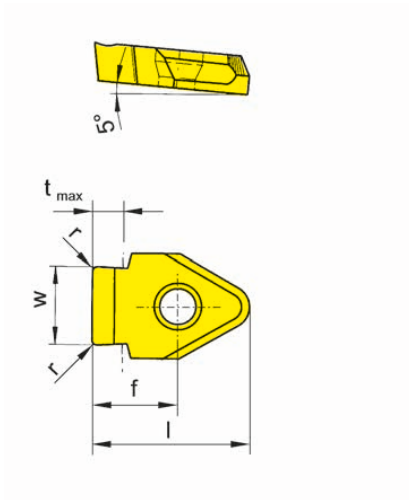
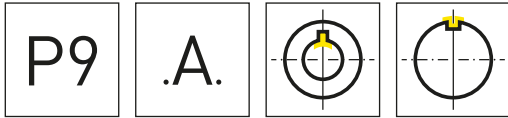
▲ 库存
on stock

△ 4周
4 weeks

产品型号 Part number	Nw	w	l	r	D _{min}	t _{max}	f	形式 Form	HIS	AN45
S117.0302.01.08.A1	3	3.02	13	0.12	14	2	6	G	117G805	▲
S117.0402.01.08.A1	4	4.02	13	0.12	14	2.2	6	F	117F805	▲
S117.0502.02.08.A1	5	5.02	13	0.2	14	2.9	6	F	117F805	▲
S117.0502.02.10.A1	5	5.02	14.5	0.2	17	2.8	6.5	A	117A005	▲
S117.0602.02.10.A1	6	6.02	14.5	0.2	17	3.5	6.5	A	117A005	▲
S117.0803.02.10.A1	8	8.03	16	0.2	22	4.3	8	B	117B005	▲
S117.1003.03.14.A1	10	10.03	20.7	0.3	30	4.4	11.2	C	117C605	▲
S117.1203.03.14.A1	12	12.04	20.7	0.3	38	5.9	11.2	D	117D605	▲
S117.1403.03.16.A1	14	14.04	20.7	0.3	40	6.8	11.2	E	117E605	▲

推荐:使用动力刀座
Recommended for: Broaching units

P	●
M	○
K	●
N	●
S	○
H	-



硬质合金牌号
Carbide grades

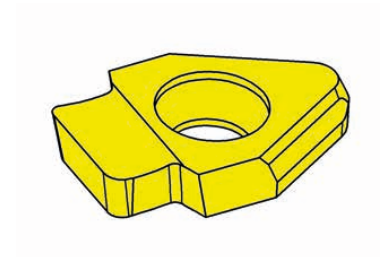
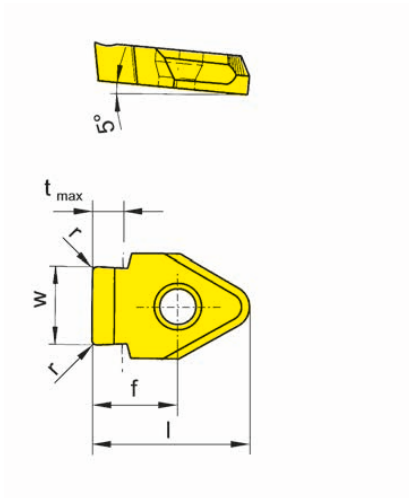
▲ 库存
on stock

△ 4周
4 weeks

产品型号 Part number	Nw	w	l	r	D _{min}	t _{max}	f	形式 Form	HIS	AN45
S117.0298.01.08.A1	3	2.99	13	0.12	14	2	6	G	117G805	▲
S117.0397.01.08.A1	4	3.98	13	0.12	14	2.2	6	F	117F805	▲
S117.0497.02.08.A1	5	4.98	13	0.2	14	2.9	6	F	117F805	▲
S117.0497.02.10.A1	5	4.98	14.5	0.2	17	2.8	6.5	A	117A005	▲
S117.0597.02.10.A1	6	5.98	14.5	0.2	17	3.5	6.5	A	117A005	▲
S117.0796.02.10.A1	8	7.98	16	0.2	22	4.3	8	B	117B005	▲
S117.0996.03.14.A1	10	9.98	20.7	0.3	30	4.4	11.2	C	117C605	▲
S117.1196.03.14.A1	12	11.97	20.7	0.3	38	5.9	11.2	D	117D605	▲
S117.1396.03.16.A1	14	13.97	20.7	0.3	40	6.8	11.2	E	117E605	▲

推荐:使用动力刀座
Recommended for: Broaching units

P	●
M	○
K	●
N	●
S	○
H	-



硬质合金牌号
Carbide grades

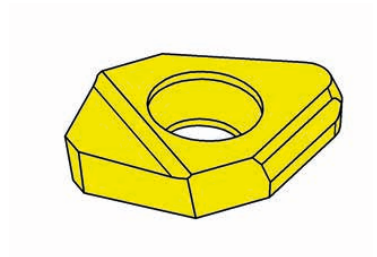
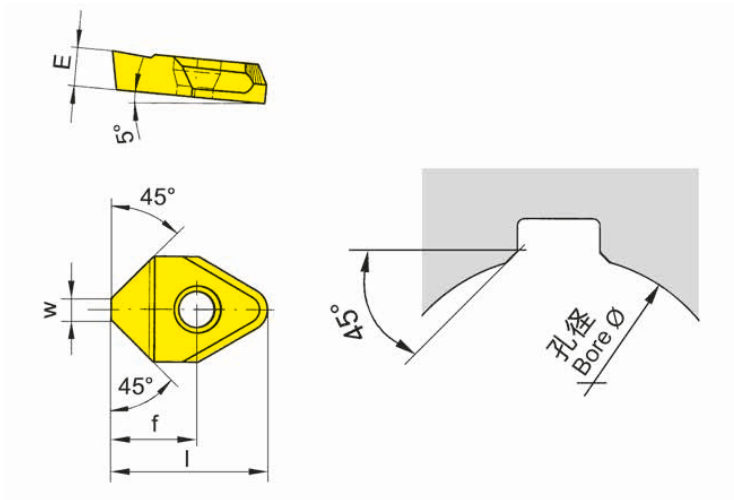
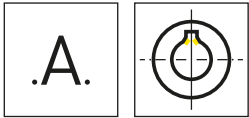
▲ 库存
on stock

△ 4周
4 weeks

产品型号 Part number	Nw	w	l	r	D _{min}	t _{max}	f	形式 Form	HIS	AN45
S117.0300.01.08.A1	3	3.01	13	0.12	14	2	6	G	117G805	▲
S117.0400.01.08.A1	4	4.01	13	0.12	14	2.2	6	F	117F805	▲
S117.0500.02.08.A1	5	5.01	13	0.2	14	2.9	6	F	117F805	▲
S117.0500.02.10.A1	5	5.01	14.5	0.2	17	2.8	6.5	A	117A005	▲
S117.0600.02.10.A1	6	6.01	14.5	0.2	17	3.5	6.5	A	117A005	▲
S117.0800.02.10.A1	8	8.01	16	0.2	22	4.3	8	B	117B005	▲
S117.1000.03.14.A1	10	10.01	20.7	0.3	30	4.4	11.2	C	117C605	▲
S117.1200.03.14.A1	12	12.01	20.7	0.3	38	5.9	11.2	D	117D605	▲
S117.1200.05.14.A1	12	12	20.7	0.5	38	8.5	11.2	D	117D605	▲
S117.1400.03.16.A1	14	14.01	20.7	0.3	40	6.8	11.2	E	117E605	▲

推荐:使用动力刀座
Recommended for: Broaching units

P	●
M	○
K	●
N	●
S	○
H	-



硬质合金牌号
Carbide grades

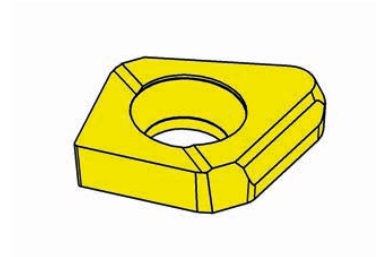
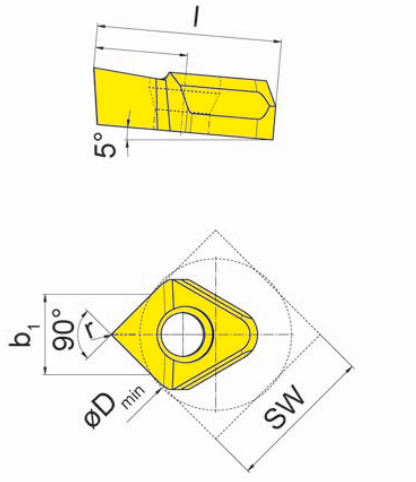
▲ 库存
on stock

△ 4周
4 weeks

产品型号 Part number	w	l	D _{min}	f	形式 Form	HIS	AN45
S117.1545.10.A1	1.5	16	17	8	A	117A005	▲
S117.2445.08.A1	2.4	13	14	6	F	117F805	▲
S117.3045.10.A1	3	16	22	8	B	117B005	▲
S117.6045.14.A1	6	20.7	30	11.2	C/D	117C605 • 117D605	▲

推荐:使用动力刀座
Recommended for: Broaching units

P	●
M	○
K	●
N	●
S	○
H	-



硬质合金牌号
Carbide grades

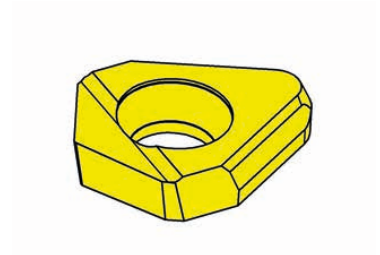
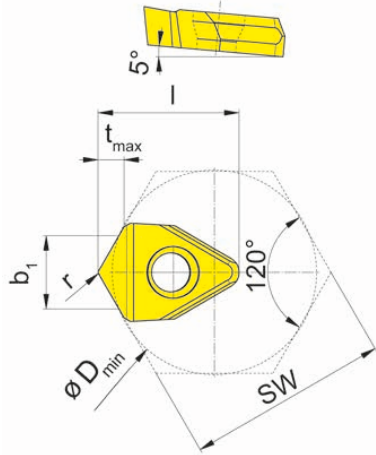
▲ 库存
on stock

△ 4周
4 weeks

产品型号 Part number	SW	b ₁	l	r	D _{min}	刀杆 Toolholder	HIS	AN45
S117.SQ.1315.08.A1	13-15	6.61-7.84	13	0.2	13.5	SH117.1325.SQ.1.08.IK	1170805	▲
S117.SQ.1517.10.A1	15-17	7.84-9.08	14.8	0.2	15.5	SH117.1525.SQ.1.10.IK	1171005	▲
S117.SQ.1719.12.A1	17-19	9.08-10.33	16.7	0.2	17.5	SH117.1732.SQ.1.12.IK	1171205	▲
S117.SQ.1922.16.A1	19-22	10.33-12.22	19	0.2	19.5	SH117.1932.SQ.1.16.IK	1171605	▲

推荐:使用动力刀座
Recommended for: Broaching units

P	●
M	○
K	●
N	●
S	○
H	-



硬质合金牌号
Carbide grades

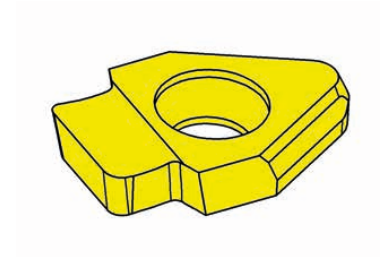
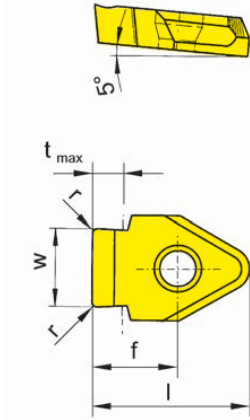
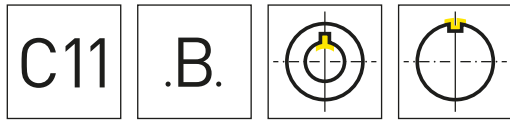
▲ 库存
on stock

△ 4周
4 weeks

产品型号 Part number	SW	b ₁	l	r	D _{min}	t _{max}	刀杆 Toolholder	HIS	AN45
S117.SW14.08.A1	14-16	4.94-5.80	13	0.2	14.2-16.2	1.9	SH117.1425.30.1.08	1170805	▲
S117.SW16.10.A1	16-22	5.80-8.43	14	0.2	16.2-22.2	2.5	SH117.1625.30.1.10	1171005	▲
S117.SW24.12.A1	24-27	8.70-10.00	17	0.3	24.3-27.3	3	SH117.2432.30.1.12	1171205	▲
S117.SW30.16.A1	30-36	11.32-13.97	20.7	0.3	30.3-36.3	4.2	SH117.3032.30.1.16	1171605	▲

推荐:使用动力刀座
Recommended for: Broaching units

P	●
M	○
K	●
N	●
S	○
H	-



硬质合金牌号
Carbide grades

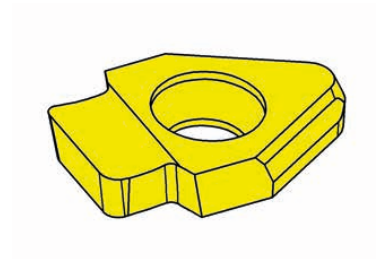
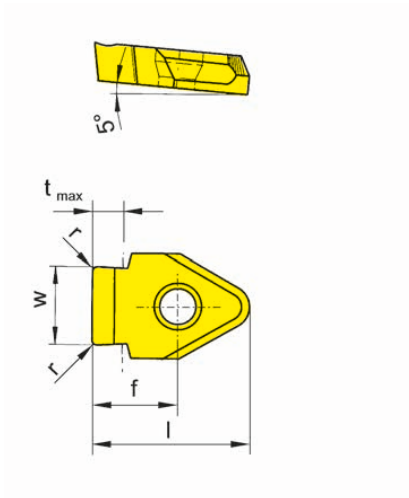
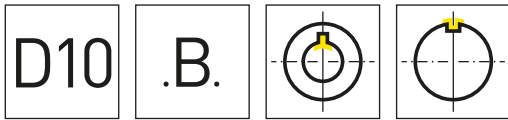
▲ 库存
on stock

△ 4周
4 weeks

产品型号 Part number	Nw	w	l	r	D _{min}	t _{max}	f	形式 Form	HIS	AN45
S117.0310.04.08.B1	3	3.1	13	0.35	14	2	6	G	117G805	▲
S117.0412.05.08.B1	4	4.12	13	0.5	14	2.1	6	F	117F805	▲
S117.0612.09.10.B1	6	6.12	16	0.85	22	2.6	8	B	117B005	▲
S117.0713.11.10.B1	7	7.13	16	1.05	22	3.3	8	B	117B005	▲
S117.0813.11.10.B1	8	8.13	16	1.05	22	3.4	8	B	117B005	▲
S117.1013.11.14.B1	10	10.13	20.7	1.05	30	4.2	11.2	C	117C605	▲
S117.1215.14.14.B1	12	12.15	20.7	1.35	38	5.1	11.2	D	117D605	▲
S117.1215.18.14.B1	16	12.15	20.7	1.75	38	6.6	11.2	D	117D605	▲
S117.1215.23.14.B1	24	12.15	20.7	2.25	38	8.5	11.2	D	117D605	▲
S117.1417.14.16.B1	14	14.17	20.7	1.35	40	6.8	11.2	E	117E605	▲
S117.1617.18.18.B1	16	16.17	28.6	1.75	40	6.8	15.6	H	117H005	▲
S117.1817.18.20.B1	18	18.17	28.6	1.75	50	7.8	15.6	I	117I005	▲
S117.2020.20.20.B1	20	20.2	28.6	1.95	50	7.8	15.6	I	117I005	▲

推荐:常规插削
Recommended for: conventional broaching

P	●
M	○
K	●
N	●
S	○
H	-



硬质合金牌号
Carbide grades

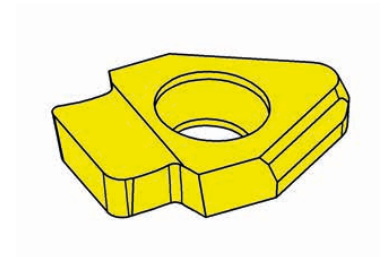
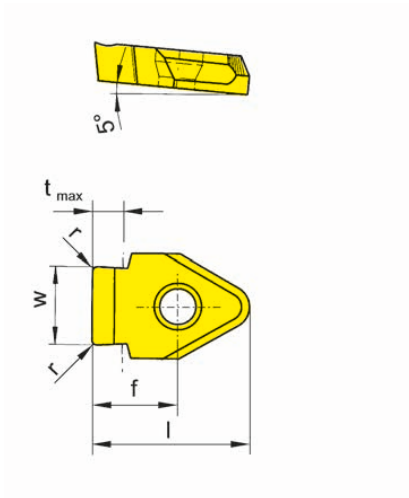
▲ 库存
on stock

△ 4周
4 weeks

产品型号 Part number	Nw	w	l	r	D _{min}	t _{max}	f	形式 Form	HIS	AN45
S117.0305.01.08.B1	3	3.05	13	0.12	14	2	6	G	117G805	▲
S117.0407.01.08.B1	4	4.07	13	0.12	14	2.2	6	F	117F805	▲
S117.0507.02.08.B1	5	5.07	13	0.2	14	2.9	6	F	117F805	▲
S117.0507.02.10.B1	5	5.07	14.5	0.2	17	2.8	6.5	A	117A005	▲
S117.0607.02.10.B1	6	6.07	14.5	0.2	17	3.5	6.5	A	117A005	▲
S117.0808.02.10.B1	8	8.08	16	0.2	22	4.3	8	B	117B005	▲
S117.1008.03.14.B1	10	10.08	20.7	0.3	30	4.4	11.2	C	117C605	▲
S117.1210.03.14.B1	12	12.1	20.7	0.3	38	5.9	11.2	D	117D605	▲
S117.1410.03.16.B1	14	14.1	20.7	0.3	40	6.8	11.2	E	117E605	▲
S117.1610.03.18.B1	16	16.1	26.8	0.3	40	6.8	15.4	H	117H005	▲
S117.1810.03.20.B1	18	18.1	26.8	0.3	50	7.8	15.6	I	117I005	▲
S117.2012.05.20.B1	20	20.12	26.8	0.5	50	8.5	15.6	I	117I005	▲

推荐:常规插削
Recommended for: conventional broaching

P	●
M	○
K	●
N	●
S	○
H	-



硬质合金牌号
Carbide grades

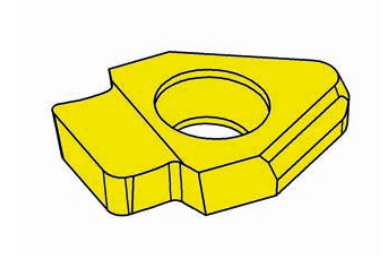
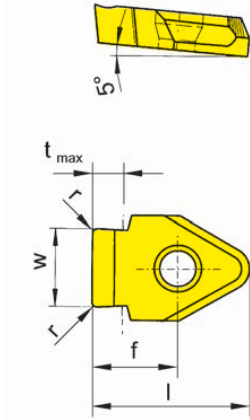
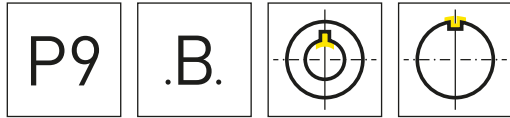
▲ 库存
on stock

△ 4周
4 weeks

产品型号 Part number	Nw	w	l	r	D _{min}	t _{max}	f	形式 Form	HIS	AN45
S117.0302.01.08.B1	3	3.02	13	0.12	14	2	6	G	117G805	▲
S117.0402.01.08.B1	4	4.02	13	0.12	14	2.2	6	F	117F805	▲
S117.0502.02.08.B1	5	5.02	13	0.2	14	2.9	6	F	117F805	▲
S117.0502.02.10.B1	5	5.02	14.5	0.2	17	2.8	6.5	A	117A005	▲
S117.0602.02.10.B1	6	6.02	14.5	0.2	17	3.5	6.5	A	117A005	▲
S117.0803.02.10.B1	8	8.03	16	0.2	22	4.3	8	B	117B005	▲
S117.1003.03.14.B1	10	10.03	20.7	0.3	30	4.4	11.2	C	117C605	▲
S117.1203.03.14.B1	12	12.04	20.7	0.3	38	5.9	11.2	D	117D605	▲
S117.1403.03.16.B1	14	14.04	20.7	0.3	40	6.8	11.2	E	117E605	▲
S117.1603.03.18.B1	16	16.04	28.6	0.3	40	6.8	15.6	H	117H005	▲
S117.1803.03.20.B1	18	18.04	28.6	0.3	50	7.8	15.6	I	117I005	▲
S117.2004.05.20.B1	20	20.04	28.6	0.5	50	8.5	15.6	I	117I005	▲

推荐:常规插削
Recommended for: conventional broaching

P	●
M	○
K	●
N	●
S	○
H	-



硬质合金牌号
Carbide grades

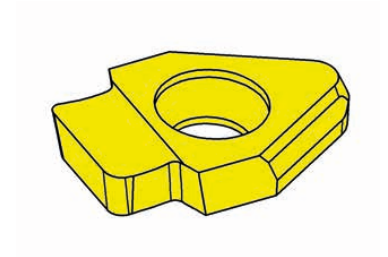
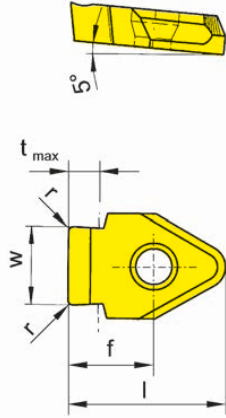
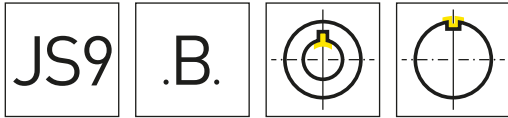
▲ 库存
on stock

△ 4周
4 weeks

产品型号 Part number	Nw	w	l	r	D _{min}	t _{max}	f	形式 Form	HIS	AN45
S117.0298.01.08.B1	3	2.99	13	0.12	14	2	6	G	117G805	▲
S117.0397.01.08.B1	4	3.98	13	0.12	14	2.2	6	F	117F805	▲
S117.0497.02.08.B1	5	4.98	13	0.2	14	2.9	6	F	117F805	▲
S117.0497.02.10.B1	5	4.98	14.5	0.2	17	2.8	6.5	A	117A005	▲
S117.0597.02.10.B1	6	5.98	14.5	0.2	17	3.5	6.5	A	117A005	▲
S117.0796.02.10.B1	8	7.98	16	0.2	22	4.3	8	B	117B005	▲
S117.0996.03.14.B1	10	9.98	20.7	0.3	30	4.4	11.2	C	117C605	▲
S117.1196.03.14.B1	12	11.97	20.7	0.3	38	5.9	11.2	D	117D605	▲
S117.1396.03.16.B1	14	13.97	20.7	0.3	40	6.8	11.2	E	117E605	▲
S117.1597.03.18.B1	16	15.97	28.6	0.3	40	6.8	15.6	H	117H005	▲
S117.1797.03.20.B1	18	17.97	28.6	0.3	50	7.8	15.6	I	117I005	▲
S117.1997.05.20.B1	20	19.97	28.6	0.5	50	8.5	15.6	I	117I005	▲

推荐:常规插削
Recommended for: conventional broaching

P	●
M	○
K	●
N	●
S	○
H	-



硬质合金牌号
Carbide grades

▲ 库存
on stock

△ 4周
4 weeks

产品型号 Part number	Nw	w	l	r	D _{min}	t _{max}	f	形式 Form	HIS	AN45
S117.0300.01.08.B1	3	3.01	13	0.12	14	2	6	G	117G805	▲
S117.0400.01.08.B1	4	4.01	13	0.12	14	2.2	6	F	117F805	▲
S117.0500.02.08.B1	5	5.01	13	0.2	14	2.9	6	F	117F805	▲
S117.0500.02.10.B1	5	5.01	14.5	0.2	17	2.8	6.5	A	117A005	▲
S117.0600.02.10.B1	6	6.01	14.5	0.2	17	3.5	6.5	A	117A005	▲
S117.0800.02.10.B1	8	8.01	16	0.2	22	4.3	8	B	117B005	▲
S117.1000.03.14.B1	10	10.01	20.7	0.3	30	4.4	11.2	C	117C605	▲
S117.1200.03.14.B1	12	12.01	20.7	0.3	38	5.9	11.2	D	117D605	▲
S117.1200.05.14.B1	12	12	20.7	0.5	38	8.5	11.2	D	117D605	▲
S117.1400.03.16.B1	14	14.01	20.7	0.3	40	6.8	11.2	E	117E605	▲
S117.1601.03.18.B1	16	16.01	28.6	0.3	40	6.8	15.6	H	117H005	▲
S117.1801.03.20.B1	18	18.01	28.6	0.3	50	7.8	15.6	I	117I005	▲
S117.2002.05.20.B1	20	20.02	28.6	0.5	50	8.5	15.6	I	117I005	▲

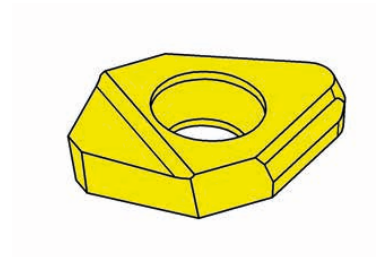
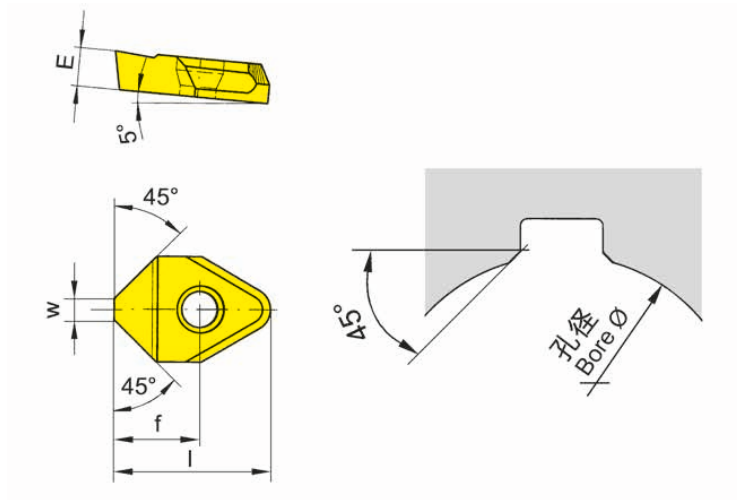
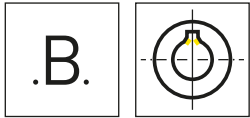
推荐:常规插削

Recommended for: conventional broaching

刀片S117.1200.05.14=Nw自 12mm开始!

Insert S117.1200.05.14 = Nw from 12 mm!

P	●
M	○
K	●
N	●
S	○
H	-



硬质合金牌号
Carbide grades

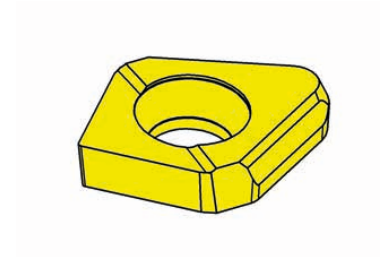
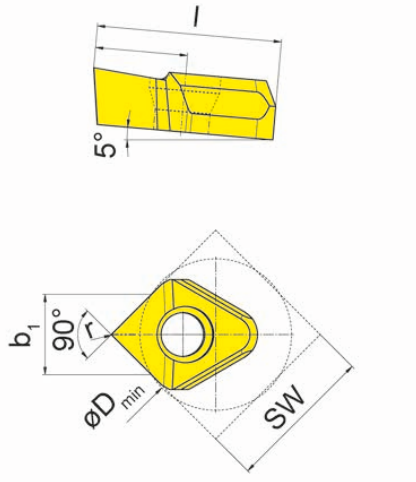
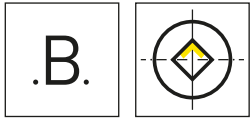
▲ 库存
on stock

△ 4周
4 weeks

产品型号 Part number	w	l	D _{min}	f	形式 Form	HIS	AN45
S117.1545.10.B2	1.5	16	17	8	A	117A005	▲
S117.2445.08.B2	2.4	13	14	6	F	117F805	▲
S117.3045.10.B2	3	16	22	8	B	117B005	▲
S117.6045.14.B2	6	20.7	30	11.2	C/D	117C605 • 117D605	▲

推荐:常规插削
Recommended for: conventional broaching

P	●
M	○
K	●
N	●
S	○
H	-



硬质合金牌号
Carbide grades

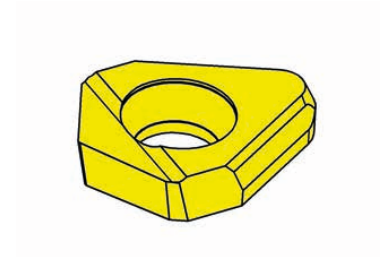
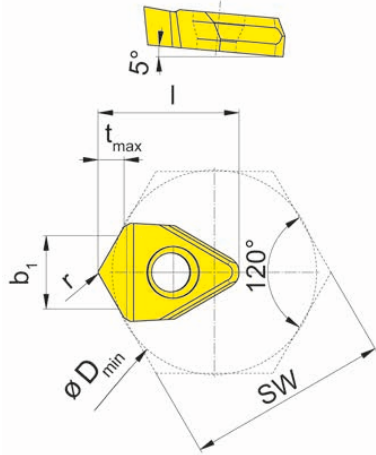
▲ 库存
on stock

△ 4周
4 weeks

产品型号 Part number	SW	b ₁	l	r	D _{min}	刀杆 Toolholder	HIS	AN45
S117.SQ.1315.08.B2	13-15	6.61-7.84	13	0.2	13.5	SH117.1325.SQ.1.08.IK	1170805	▲
S117.SQ.1517.10.B2	15-17	7.84-9.08	14.8	0.2	15.5	SH117.1525.SQ.1.10.IK	1171005	▲
S117.SQ.1719.12.B2	17-19	9.08-10.33	16.7	0.2	17.5	SH117.1732.SQ.1.12.IK	1171205	▲
S117.SQ.1922.16.B2	19-22	10.33-12.22	19	0.2	19.5	SH117.1932.SQ.1.16.IK	1171605	▲

推荐:常规插削
Recommended for: conventional broaching

P	●
M	○
K	●
N	●
S	○
H	-



硬质合金牌号
Carbide grades

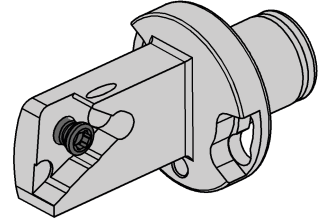
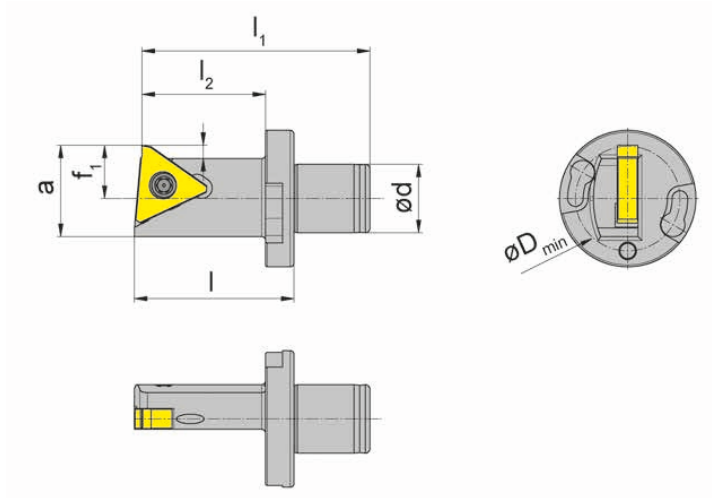
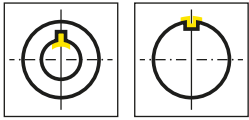
▲ 库存
on stock

△ 4周
4 weeks

产品型号 Part number	SW	b ₁	l	r	D _{min}	t _{max}	刀杆 Toolholder	HIS	AN45
S117.SW14.08.B2	14-16	4.94-5.80	13	0.2	14.2-16.2	1.9	SH117.1425.30.1.08	1170805	▲
S117.SW16.10.B2	16-22	5.80-8.43	14	0.2	16.2-22.2	2.5	SH117.1625.30.1.10	1171005	▲
S117.SW24.12.B2	24-27	8.70-10.00	17	0.3	24.3-27.3	3	SH117.2432.30.1.12	1171205	▲
S117.SW30.16.B2	30-36	11.32-13.97	20.7	0.3	30.3-36.3	4.2	SH117.3032.30.1.16	1171605	▲

推荐:常规插削
Recommended for: conventional broaching

P	●
M	○
K	●
N	●
S	○
H	-



产品型号 Part number	d	l	l ₁	l ₂	D _{min}	f ₁	a	HWS	HMS
356.3018.A.05	18	42	62	34	27.5	14	24	31505R	AR2P

用于插削设备AP2R/AP3R
for broaching device AP2R/AP3R

配件
Spare Parts

刀杆 Toolholder	锁紧螺钉 Clamping Screw	TORX PLUS®扳手 TORX PLUS® Wrench
356.3018.A.05	030.500P.0232	T20PQ

插削
Broaching

公差等级 Tolerance	宽 width	D _{min}	刀片 Insert ...A..	刀片 Insert ...B..	刀杆 Toolholder
C11	3.1	14	S117.0310.04.08.A1	S117.0310.04.08.B1	SH117...
C11	4.12	14	S117.0412.05.08.A1	S117.0412.05.08.B1	SH117...
C11	6.12	22	S117.0612.09.10.A1	S117.0612.09.10.B1	SH117...
C11	7.13	22	S117.0713.11.10.A1	S117.0713.11.10.B1	SH117...
C11	8.13	22	S117.0813.11.10.A1	S117.0813.11.10.B1	SH117...
C11	10.13	30		S117.1013.11.14.B1	SH117...
C11	12.15	38		S117.1215.14.14.B1	SH117...
C11	12.15	38		S117.1215.18.14.B1	SH117...
C11	12.15	38		S117.1215.23.14.B1	SH117...
C11	14.17	40		S117.1417.14.16.B1	SH117...
C11	16.17	40		S117.1617.18.18.B1	SH117...
C11	18.17	50		S117.1817.18.20.B1	SH117...
C11	20.2	50		S117.2020.20.20.B1	SH117...
D10	3.05	14	S117.0305.01.08.A1	S117.0305.01.08.B1	SH117...
D10	4.07	14	S117.0407.01.08.A1	S117.0407.01.08.B1	SH117...
D10	5.07	14	S117.0507.02.08.A1	S117.0507.02.08.B1	SH117...
D10	5.07	17	S117.0507.02.10.A1	S117.0507.02.10.B1	SH117...
D10	6.07	17	S117.0607.02.10.A1	S117.0607.02.10.B1	SH117...
D10	8.08	22	S117.0808.02.10.A1	S117.0808.02.10.B1	SH117...
D10	10.08	30		S117.1008.03.14.B1	SH117...
D10	12.1	38		S117.1210.03.14.B1	SH117...
D10	14.1	40		S117.1410.03.16.B1	SH117...
D10	16.1	40		S117.1610.03.18.B1	SH117...
D10	18.1	50		S117.1810.03.20.B1	SH117...
D10	20.12	50		S117.2012.05.20.B1	SH117...
H9	3.02	14	S117.0302.01.08.A1	S117.0302.01.08.B1	SH117...
H9	4.02	14	S117.0402.01.08.A1	S117.0402.01.08.B1	SH117...
H9	5.02	14	S117.0502.02.08.A1	S117.0502.02.08.B1	SH117...
H9	5.02	17	S117.0502.02.10.A1	S117.0502.02.10.B1	SH117...
H9	6.02	17	S117.0602.02.10.A1	S117.0602.02.10.B1	SH117...
H9	8.03	22	S117.0803.02.10.A1	S117.0803.02.10.B1	SH117...
H9	10.03	30		S117.1003.03.14.B1	SH117...
H9	12.04	38		S117.1203.03.14.B1	SH117...
H9	14.04	40		S117.1403.03.16.B1	SH117...
H9	16.04	40		S117.1603.03.18.B1	SH117...
H9	18.04	50		S117.1803.03.20.B1	SH117...
H9	20.04	50		S117.2004.05.20.B1	SH117...

插削
Broaching

公差等级 Tolerance	宽 width	D _{min}	刀片 Insert ...A..	刀片 Insert ...B..	刀杆 Toolholder
P9	2.99	14	S117.0298.01.08.A1	S117.0298.01.08.B1	SH117...
P9	3.98	14	S117.0397.01.08.A1	S117.0397.01.08.B1	SH117...
P9	4.98	14	S117.0497.02.08.A1	S117.0497.02.08.B1	SH117...
P9	4.98	17	S117.0497.02.10.A1	S117.0497.02.10.B1	SH117...
P9	5.98	17	S117.0597.02.10.A1	S117.0597.02.10.B1	SH117...
P9	7.98	22	S117.0796.02.10.A1	S117.0796.02.10.B1	SH117...
P9	9.98	30		S117.0996.03.14.B1	SH117...
P9	11.97	38		S117.1196.03.14.B1	SH117...
P9	13.97	40		S117.1396.03.16.B1	SH117...
P9	15.97	40		S117.1597.03.18.B1	SH117...
P9	17.97	50		S117.1797.03.20.B1	SH117...
P9	19.97	50		S117.1997.05.20.B1	SH117...
JS9	3.01	14	S117.0300.01.08.A1	S117.0300.01.08.B1	SH117...
JS9	4.01	14	S117.0400.01.08.A1	S117.0400.01.08.B1	SH117...
JS9	5.01	14	S117.0500.02.08.A1	S117.0500.02.08.B1	SH117...
JS9	5.01	17	S117.0500.02.10.A1	S117.0500.02.10.B1	SH117...
JS9	6.01	17	S117.0600.02.10.A1	S117.0600.02.10.B1	SH117...
JS9	8.01	22	S117.0800.02.10.A1	S117.0800.02.10.B1	SH117...
JS9	10.01	30		S117.1000.03.14.B1	SH117...
JS9	12.01	38		S117.1200.03.14.B1	SH117...
JS9	12	38		S117.1200.05.14.B1	SH117...
JS9	14.01	40		S117.1400.03.16.B1	SH117...
JS9	16.01	40		S117.1601.03.18.B1	SH117...
JS9	18.01	50		S117.1801.03.20.B1	SH117...
JS9	20.02	50		S117.2002.05.20.B1	SH117...

内六角
Hexagon socket

SW	D _{min}	刀片 Insert ...A..	刀片 Insert ...B..	刀杆 Toolholder
14-16	13	S117.SW14.08.A1	S117.SW14.08.B2	SH117.1425.30.1.08
16-22	14	S117.SW16.10.A1	S117.SW16.10.B2	SH117.1625.30.1.10
24-27	17	S117.SW24.12.A1	S117.SW24.12.B2	SH117.2432.30.1.12
30-36	20.7	S117.SW30.16.A1	S117.SW30.16.B2	SH117.3032.30.1.16

插方
Square Broaching

SQ	D _{min}	刀片 Insert ...A..	刀片 Insert ...B..	刀杆 Toolholder
13-15	13.5	S117.SQ.1315.08.A1	S117.SQ.1315.08.B2	SH117.1325.SQ.1.08.IK
15-17	15.5	S117.SQ.1517.10.A1	S117.SQ.1517.10.B2	SH117.1525.SQ.1.10.IK
17-19	17.5	S117.SQ.1719.12.A1	S117.SQ.1719.12.B2	SH117.1732.SQ.1.12.IK
19-22	19.5	S117.SQ.1922.16.A1	S117.SQ.1922.16.B2	SH117.1932.SQ.1.16.IK

技巧和窍门

Application Tips for Broaching

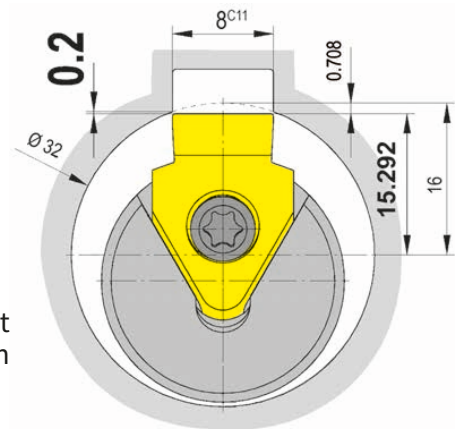
- 插削末端的退刀槽是必需的
 - 刀片应与材料接触
 - 冷却油或冷却乳液的使用有助于提高刀具寿命和表面光洁度, 并有助于切屑的排出
 - 刀具应被设定在12点钟方向, 确保切屑从成槽中排出
 - 刀具的设定非常重要, 进行第一步前一定要仔细检查工件直径
 - 测量刀具的精度, 并在加工第一刀时仔细观察工件直
 - 第一冲程中定位刀具的初始位置, 并在程序中编入停止项, 以便去目测是否存在碰撞。
- It is important to use a machine with mechanical spindle lock.
 - The use of proper coolant is key to a good surface finish, long tool life as well as chip evacuation. A relief groove or the possibility for a "ramp down" exit out of the cut is necessary at the end of the broached groove.
 - Setting of the tool is very important. Double check the component diameter before taking the first pass.
 - The tool should be set at the 12 o'clock position to ensure that chips fall away from the groove.
 - Take an accurate measurement of the insert and program the dimension into the machine tool parameter.
 - Position the tool at the start position of the first stroke and program a stop to perform a visual check to assure a collision free first pass of the tool.

加工实例:

孔径32mm, 槽宽8mm:
半径16mm, 安全间隙0.2mm, 刀尖圆角r0.2mm, 刀刃在X轴方向设定在15.292处, 避免开始加工时碰撞。

Machining example:

Bore diameter 32 mm, groove width 8 mm:
At a radius of 16 mm and with a clearance of 0,2 mm for safety at the r 0,2 mm corner radii, the tool has to be set at 15,292 mm in X-axis to avoid any collision at the beginning of the process.



计算起始位置 b_1 :

Calculation of the start position b_1 :

$$c^2 = a^2 + b^2$$

$$b^2 = c^2 - a^2$$

$$b = \sqrt{c^2 - a^2}$$

$$b = \sqrt{16^2 - 4^2}$$

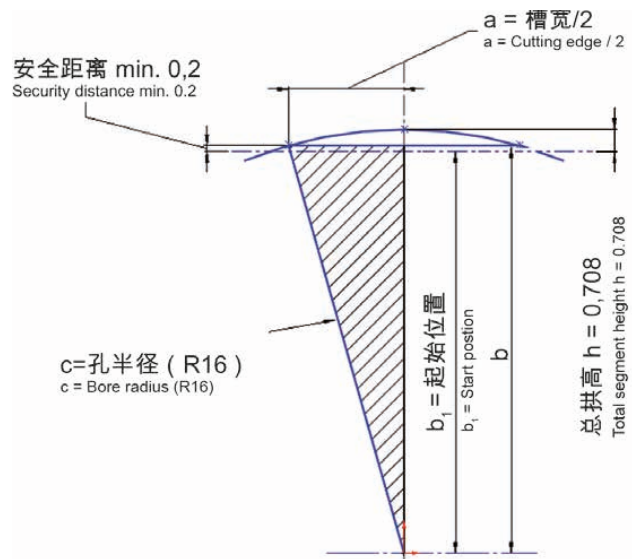
$$b = 15.491933$$

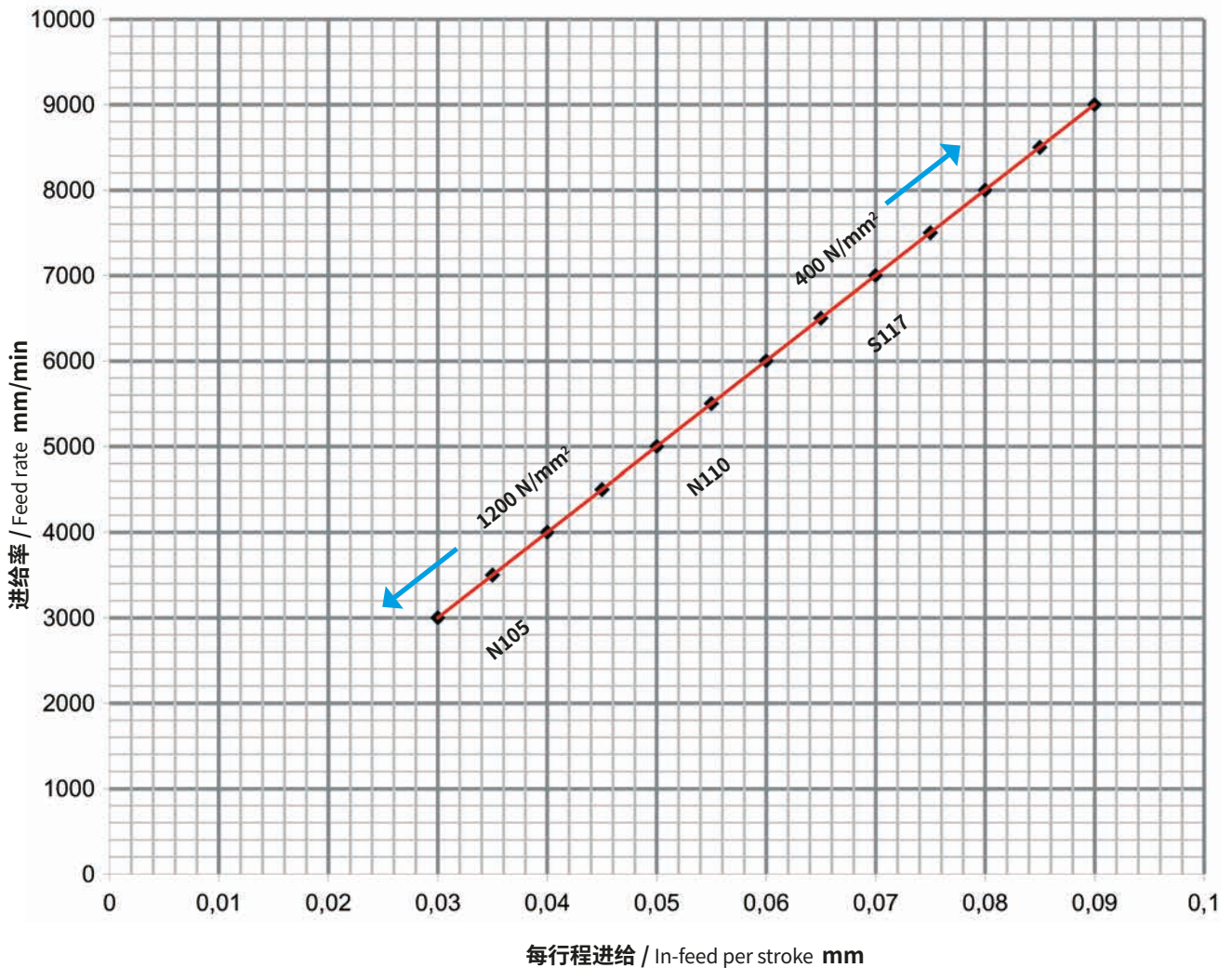
$$b_1 = b - \text{安全距离/Clearance distance}$$

$$b_1 = 15.492 - 0.2 = 15.292 \text{ mm}$$

→ 相当于起始位置 $\varnothing 30.584 \text{ mm}$

→ equals as a start position at $\varnothing 30.584 \text{ mm}$





上述值仅供参考，机床情况、工件轮廓、夹紧方式以及工件材质都影响切深和进给率。


应用细节：

- 插槽时需要退刀槽或者底部的斜面以便退刀。
- 退刀之前切削刃必须在槽外设定正确的位置。
- 精确测量刀片并将尺寸编程进入刀具参数内。
- 在第一冲程中定位刀具的初始位置，并在程序中编入停止项，以便去目测是否存在碰撞。
- 使用合适的冷却液是提高表面光洁度、刀具寿命和将切屑排出盲孔的关键

The above values are guidelines only. The physical condition of the machine, the work piece profile and clamping, as well as the type of material have great influence on the depth of cut and feed rate.

Application Tips:

- A relief groove or the possibility for a ,ramp down' exit out of the groove is necessary at the end of the broached groove.
- The insert cutting edge has to be positioned outside the groove before retracting the tool.
- Take an accurate measurement of the insert and program the dimension into the machine tool parameter.
- Position the tool at the start position of the first stroke and program a stop to perform a visual check to assure a collision free first pass of the tool.
- The use of proper coolant is key to a good surface finish, long tool life as well as chip evacuation out of a blind hole.



概要/Summary	页/Page
螺钉扭矩 Torque Specification	798-802
技术信息 Technical Information	803-805
内部冷却 Internal Coolant	806-807
涂层概览 Coating Overview	808-809
切削参数 Cutting Data	810-815
配件 / 附加设备 Spare Parts / Additional Equipment	816-822

关于扭矩扳手以下扭矩适用于刀片的螺钉，见章节辅助装置，我们建议对螺钉不要额外使用润滑剂（如铜膏）。

Following torques are allowed for screws of inserts. We do not recommend using any additional lubricants such as copper paste or similar for the screws.

型号 Type	螺钉 Screw	M _d Nm	夹紧扳手 Clamping wrench	刀板 Blade
050	030.0518.T20P	5,0	T20PQ	DT20PK
208	6.16	3,0	SW3DIN911	DSW30K
210	218.3	7,0	SW6DIN911	DSW60K
210...09/...K9	5.32T15P	5,0	T15PQ	DT15PK
211	6.19	3,0	SW3DIN911	DSW30K
213	218.3	7,0	SW6DIN911	DSW60K
213...09	5.32T15P	5,0	T15PQ	DT15PK
213...IK	6.14.912	6,0	SW5DIN911	DSW50K
214	218.3	7,0	SW6DIN911	DSW60K
214...09	5.32T15P	5,0	T15PQ	DT15PK
218	218.3	7,0	SW6DIN911	DSW60K
218...0.03.IK - 0.05.IK	6.23.T25P	7,0	T25PQ	DT25PK
218...2.03.IK - 2.05.IK	6.23.T25P	7,0	T25PQ	DT25PK
218...09/...K9	5.32T15P	5,0	T15PQ	DT15PK
219	218.3	7,0	SW6DIN911	DSW60K
219...09	5.32.3T15P	5,0	T15PQ	DT15PK
221	6.20.70P	5,0	T20PQ	DT20PK
225	218.3	7,0	SW6DIN911	DSW60K
226	218.3	7,0	SW6DIN911	DSW60K
226...09	5.32T15P	4,5	T15PQ	DT15PK
226...0.03.IK - 0.05.IK	6.23.T25P	7,0	T25PQ	DT25PK
226...2.03.IK - 2.05.IK	6.23.T25P	7,0	T25PQ	DT25PK
226.2608...	4.15T15P	5,0	T15PQ	DT15PQ
226.3208...	4.15T15P	5,0	T15PQ	DT15PQ
228	6.20.70P	5,0	T20PQ	DT20PK/DT20PQ
230	5.14	2,5	SW2,5DIN911	DSW25K
232	5.14	2,5	SW2,5DIN911	DSW25K
233	5.14	2,5	SW2,5DIN911	DSW25K
234	5.14	2,5	SW2,5DIN911	DSW25K
235	5.14	2,5	SW2,5DIN911	DSW25K
240	5.14	2,5	SW2,5DIN911	DSW25K
245	51.27.984P	4,0	T15PQ	DT15PK
248	5.14	2,5	SW2,5DIN911	DSW25K
250	5.14	2,5	SW2,5DIN911	DSW25K

螺钉扭矩

Torque of Screws



型号 Type	螺钉 Screw	M _d Nm	夹紧扳手 Clamping wrench	刀板 Blade
253	5.14	2,5	SW2,5DIN911	DSW25K
254	5.14	2,5	SW2,5DIN911	DSW25K
255	5.14	2,5	SW2,5DIN911	DSW25K
257...05	218.3	6,5	SW6DIN911	DSW60K
257...07/...09	5.32.3T15P	5,0	T15PQ	DT15PK
309	6.25	4,5	SW3DIN911	DSW30K
330	5.12T20P	6,5	T20PQ	DT20PK/DT20PQ
333	5.12T20P	6,5	T20PQ	DT20PK/DT20PQ
340	6.25	4,5	SW3DIN911	DSW30K
356...3/...5	5.12T20P	6,5	T20PQ	DT20PK/DT20PQ
356...45.03	5F.08T20P	5,0	T20PQ	DT20PK/DT20PQ
356...6/...7/...10/...2.13	5.15T20P	6,5	T20PQ	DT20PK/DT20PQ
356...2.13.IK/...2.15.IK	5.15T20P	6,5	T20PQ	DT20PK/DT20PQ
357	5.12T20P	6,5	T20PQ	DT20PK/DT20PQ
360	6.25	4,5	SW3DIN911	DSW30K
361	030.0422.T10P	3,0	T10PL	DT10PK
368	4.15T15P	4,0	T15PQ	DT15PK
368...10.01	030.0422.T10	4,0	T10PL	DT10PK
369	6.25	4,5	SW3DIN911	DSW30K
390	6.25	4,5	SW3DIN911	DSW30K
391.1212...	030.0422.T10P	3,0	T10PL	DT10PK
391.1616...	5.32.3T15P	5,0	T15PQ	DT15PK
391.2...	6.25	4,5	SW3DIN911	DSW30K
974	030.3509.T15P	3,0	T15PQ	DT15PK
AH25A.12...02/...03	5.14T20P	2,5/3,0	T20PQ	DT20PK/DT20PQ
AH25A...02/...03	5.13T20P	3,5/3,0	T20PQ	DT20PK/DT20PQ
AK25A...02.IK/03.IK/04.IK	5.13T20P	2,5/3,0/3,5	T20PQ	DT20PK/DT20PQ
B105	6.075T15P	5,0	T15PQ	DT15PK
B105KM	6.075T15P	5,0	T15PQ	DT15PK
BU105	6.075T15P	5,0	T15PQ	DT15PK
B105.A022...	030.0422.T10P	3,0	T10PL	DT10PK
B105MD	DIN913-M5x5	1,0	SW2,5DIN911	DSW25K
B108 / B108KM	2.6.5T8EP	1,2	T8PL	DT8PK
B110	6.075T15P	5,0	T15PQ	DT15PK
B111	3.5.12T10EP	3,0	T10PL	DT10PK
B114	4.12T15EP	5,0	T15PQ	DT15PK
B119	5.11T15P	3,0	T15PL	DT15PK
B209	3.5.12T10EP	2,5	T10PL	DT10PK
B216.0020.1.2...IK	3.5.12T10EP	3,0	T10PL	DT10PK

螺钉扭矩

Torque of Screws



型号 Type	螺钉 Screw	M _d Nm	夹紧扳手 Clamping wrench	刀板 Blade
B216...IK	5.13T20EP	6.0	T20PQ	DT20PK/DT20PQ
B223	5.11T15P	3.0	T15PL	DT15PK
B223...K2	4.09T15P	3.0	T15PL	DT15PK
B224.00...	5.13T20P	6.5	T20PQ	DT20PK/DT20PQ
B224.45... B224.60...	6.14T25P	7.0	T25PQ	DT25PK/DT25PQ
BK224	5.13T20EP	6.5	T20PQ	DT20PK/DT20PQ
BK229	5.13T20EP	6.0	T20PQ	DT20PK/DT20PQ
BKT	6.075T15P	5.5	T15PQ	DT15PK
E223	5.11T15P	3.0	T15PL	DT15PK
H32T...IK	030.2507.T7P	1.5	T7PL	DT7PK
H34T...10.IK	030.4093.T15P	3.0	T15PQ	DT15PK
H34T...20.IK	030.4010.T15P	5.0	T15PQ	DT15PK
H34T...30.IK	030.5012.T15P	6.0	T15PQ	DT15PK
H34T...40.IK	030.5012.T20P	6.0	T20PQ	DT20PK/DT20PQ
H64T...10.IK	030.4010.T15P	4.0	T15PQ	DT15PK
H64T...20.IK	030.4010.T15P	5.0	T15PQ	DT15PK
H105	6.075T15P	5.0	T15PQ	DT15PK
H100...01/...11/...21 + IK H100...02/...12/...22 + IK H100...71/...72 H100...71R/L/...72R/L	4.15T15P	5.0	T15PQ	DT15PK
H100...03/...13/...23 H100...04/...14/...24 H100...15 H100...1.23.IK	5.17T20P	6.5	T20PQ	DT20PK/DT20PQ
H100...04.IK H100...23.IK/...24.IK H100...73.IK/...74.IK	6.23T25P	7.0	T25PQ	DT25PK/DT25PQ
H100...73R/L/...74R/L	DIN912-M5x20	4.0	SW4DIN911	DSW40K
H100...83/...84	030.505P.0718	5.0	T15PQ	DT15PK
H100...83R/L/N/...84R/L/N	030.505P.0660	5.0	T15PQ	DT15PK
H100...93/...93R/L	030.0413.T15P	3.0	T15PQ	DT15PK
H100.2020.3.0.. H100.2525.3.0.. H100.3225.3.0./...38 H100.3225.4.0./...4.1.. H100...08/...10/...12	030.6075.T20P	5.0	T20PQ	DT20PK
H100.3232...	030.0625.T25P	7.0	T25PQ	DT25PK/DT25PQ
H100.52...	5.13T20P	5.0	T20PQ	DT20PK/DT20PQ
H117...10/...12 H117.1407.../.1439... H117.1441.../.1442...	4.09T15P	5.0	T15PQ	DT15PK
H117.1010.10	030.400P0227	5.0	T15PQ	DT15PK

螺钉扭矩

Torque of Screws



型号 Type	螺钉 Screw	M _d Nm	夹紧扳手 Clamping wrench	刀板 Blade
H117...16/...32/...45 H117.1419.../.1440...	5.12T20P	6.0	T20PQ	DT20PK/DT20PQ
H117...20/...26	6.17T20P	7.0	T20PQ	DT20PK/DT20PQ
H117MD	030.400P.0227	5.0	T15PQ	DT15PK
H223	5.11T15P	3.0	T15PL	DT15PK
H223.2608.../.3208...	4.15T15P	5.0	T15PL	DT15PK
H224	6.23T25P	6.0	T25PQ	DT25PK/DT25PQ
H224.1212.81	6.17T25P	5.0	T25PQ	DT25PK/DT25PQ
H224.1608.02/.23/.24 H224.2608.81/.82/.83	4.15T15P	5.0	T15PQ	DT15PK
H224.2608.01/.02 H224.3208.01/.02/.03	4.20T15P	4.3	T15PL	DT15PK
H224.2608.03	4.20T15P	4.3	T15PQ	DT15PK
H224.3208.93	030.0413T15P	3.0	T15PQ	DT15PK
H224..61/..62/..63/..64+IK	4.12.T15EP	5.0	T15PL	DT15PK
H224.1212.20...	4.12.T15EP	5.0	T15PQ	DT15PK
H224...65/...66/...83R	5.13.T20EP	6.5	T20PQ	DT20PK/DT20PQ
H259	6.23T25P	7.0	T25PQ	DT25PK/DT25PQ
H262	030.2557.T8P	1.0	T8PL	DT8PK
H264 H264KM	3.5.12T10EP	3.0	T10PL	DT10PK
H274...04/...04.E	030.3509.T15P	3.0	T15PQ	DT15PK
H274...07	030.3513.T15P	3.0	T15PQ	DT15PK
H274KM	030.3509.T15P	3.0	T15PQ	DT15PK
H316	5.12T20P	6.5	T20PQ	DT20PK/DT20PQ
HC105	6.075T15P	5.5	T15PQ	DT15PK
HC105MD	DIN911-M4x5	1.0	SW2.0DIN911	SW20K
HC114	4.12T15EP	5.0	T15PQ	DT15PK
HC274KM	030.3509.T15P	3.0	T15PQ	DT15PK
HC316	5.12T20P	6.5	T20PQ	DT20PK/DT20PQ
IB25A.20...02.IK/03.IK/04.	5.13T20EP	2.5/3.0/3.5	T20PQ	DT20PK/DT20PQ
KT274 KTC274	030.3509.T15P	3.0	T15PQ	DT15PK
L368	4.18T15EP	4.0	T15PQ	DT15PK
L849.0226.L...	6.23T25P	7.0	T25PQ	DT25PK/DT25PQ
LA210	218.3	7.0	SW6.911	DSW60K
LA226	218.3	7.0	SW6.911	DSW60K
LAK220	6.23T25P	7.0	T25PQ	DT25PK/DT25PQ
LAK224	5.13T20P	6.0	T20PQ	DT20PK/DT20PQ
LIK220	6.23T25P	7.0	T25PQ	DT25PK/DT25PQ
LIK224	5.13T20P	6.0	T20PQ	DT20PK/DT20PQ



型号 Type	螺钉 Screw	M _d Nm	夹紧扳手 Clamping wrench	刀板 Blade
LNK368	5.10T20P	6.0	T20PQ	DT20PK/DT20PQ
LNK760	5.13T20EP	6.0	T20PQ	DT20PK/DT20PQ
NK100	5.13T20P	6.5	T20PQ	DT20PK/DT20PQ
NK100.0840...	4.20T15P	4.3	T15PL	DT15PK
NK100.3215...	6.23T25P	7.0	T25PQ	DT25PK/DT25PQ
NK220	6.23T25P	7.0	T25PQ	DT25PK/DT25PQ
NK224.3215...	5.13T20P	6.0	T20PQ	DT20PK/DT20PQ
NK224.0840...	5.12T20P	6.5	T20PQ	DT20PK/DT20PQ
NK264	4.20T15P	4.3	T15PL	DT15PK
NK274	030.3509.T15P	3.0	T15PQ	DT15PK
NK356	5.12T20P	6.0	T20PQ	DT20PK/DT20PQ
NK360	5.12T20P	6.0	T20PQ	DT20PK/DT20PQ
NK360.0220...	5.32.3T15P	5.0	T15PQ	DT15PK
NK360.0840.1.01/02/03	030.0422.T10P	3.0	T10PL	DT10PK
NK360.0840.1.04	5.32.3T15P	5.0	T15PQ	DT15PK
NK368	030.400P.0602	4.0	T10PL	DT10PK
R76	030.3509.T15P	5.0	T15PQ	DT15PK
R849.0226.R...	6.23T25P	7.0	T25PQ	DT25PK/DT25PQ
R849...K2	DIN913-M8x12	7.0	SW5DIN911	DSW50K
RA210	218.3	7.0	SW6.911	DSW60K
RA226	218.3	7.0	SW6.911	DSW60K
RAK220	6.23T25P	7.0	T25PQ	DT25PK/DT25PQ
RAK224	5.13T20P	6.0	T20PQ	DT20PK/DT20PQ
RBA114	4.12.T15EP	5.0	T15PQ	DT15PK/DT15PQ
RIK220	6.23T25P	7.0	T25PQ	DT25PK/DT25PQ
RHC274	030.3509.T15P	5.0	T15PQ	DT15PK
RIK224	5.13T20P	6.0	T20PQ	DT20PK/DT20PQ
SB105	6.075T15P	5.0	T15PQ	DT15PQ
SB110	6.075T15P	5.0	T15PQ	DT15PQ
SH117...08	030.3509.T15P	3.5	T15PQ	DT15PK
SH117...10/...12	4.09T15P	5.0	T15PQ	DT15PK
SH117...16	5.12T20P	6.5	T20PQ	DT20PK/DT20PQ
SHM117...08	030.3509.T15P	3.5	T15PQ	DT15PK
VDI	6.075T15P	5.0	T15PQ	DT15PK

侧车削

Side Turning

HORN的切槽刀具能为您提供轮廓和角度的绝对精度,即使使用单边侧刃切削时。具有韧性的刀片可能适合一般车削,但不适合精密槽加工。

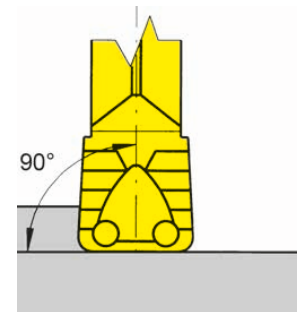
HORN Grooving Tools will give you absolute accuracy of profile and angles, even when profiling with one-sided cutting forces. A flexible cutting edge would be desirable for turning, but not useful for precision grooving.

请注意刀具的设置:

确保刀具一直和工件轴向成直角。

Please note when setting tool:

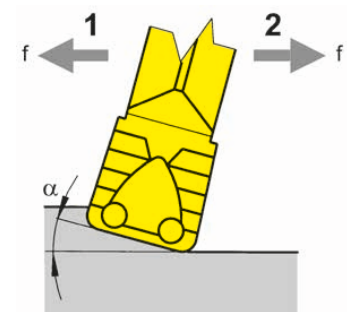
Always ensure that the tool is perpendicular to the axis of the workpiece.



不正确的操作:

进给方向 1 将会产生振动,并将增加刚性工件的振动倾向。

进给方向2适合车削,对于操作不会有负面影响。



Improper setting:

Feed direction 1 will create vibrations. The tendency to vibrate will increase on rigid workpieces.

Feed direction 2 is suitable for turning and will have no negative effects to the operation.

槽刀不能作为车刀的替代品使用,但某些加工中,使用槽刀进行车削,可以降低换刀次数并缩短加工周期。

The grooving tool should not be seen as a replacement for a turning tool with ISO-inserts. On certain operations, for instance grooving and turning can reduce the number of tool changes and offer reduced cycle time.

刀片宽度:

4、5和6mm宽的刀片适合侧走,工件的轮廓和刚性决定了刀片宽度,并尽可能的选择最大的刀尖圆角。

Width of insert:

The width 4, 5 and 6 mm are recommended for side turning. The profile and rigidity of the workpiece determines the width of insert. Always choose the largest possible edge radius.

宽 Width	4 mm	5 mm	6 mm	
a_{pmax}	2.8	3.5	4.0	.3.
f	0.15 - 0.30	0.15 - 0.40	0.15 - 0.40	
a_{pmax}	2.8	3.5	4.0	.5.
f	0.15 - 0.30	0.15 - 0.50	0.15 - 0.60	
a_{pmax}	2.8	3.5	4.0	.A.
f	0.10 - 0.25	0.10 - 0.30	0.10 - 0.30	

切深 a_p :

当需要横向切削时，切削深度决定于刀片宽度及工件的材质和刚性，最大切深受限于切削刃的长度。

计算的经验：

$$a_{p \max} = w \times 0.7 \text{ 或者 } \max 3.0 \text{ mm}$$

$$a_{p \min} = \text{圆角半径 } r$$

最小的切削深度 $a_{p \min}$ 来自刀尖圆角半径，如果切深小于刀尖圆角半径，切削状况将很差。

Cutting depth a_p :

When side turning the cutting depth is dependent upon the width of insert as well as on the material and the rigidity of the workpiece. The max. depth would be limited by the length of the cutting edge.

Rule of thumb for calculation: $a_{p \max} = w \times 0.7 \text{ or } \max 3.0 \text{ mm}$

$$a_{p \min} = \text{corner radius } (r)$$

The smallest cutting depth $a_{p \min}$ is governed by the edge radius of the insert. Cutting depth below the corner radius will create poor cutting conditions.

最大进给率 f_{\max} :

计算的经验：

$$f_{\max} = w \times 0.1$$

Max. feed rate f_{\max} :

Rule of thumb for calculation: $f_{\max} = w \times 0.1$

双肩间的横向切削

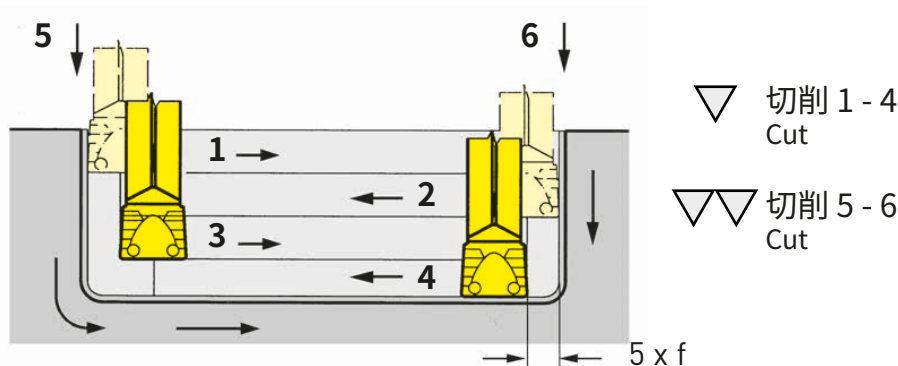
Side turning between shoulders

刀片横走总是自一侧面开始至另一面结束。这样的横走影响切屑的排出并有刀片崩损的危险。切槽和车削的建议见图所示。

切削步骤2及之后切削的起始位置都离肩部 $5 \times f$ 的距离，这样可以避免切屑卡在前行中的切削刃上。

Always start at the shoulder when side turning, towards shoulder. An operation towards the shoulder will influence the run off the chip and creates the risk of insert breaking. Grooving and turning is recommended as shown.

Cut 2 and subsequent cuts leave a distance of $5 \times f$ to the shoulder. This cut width will help to prevent swarf being trapped under the advancing cutting edge.

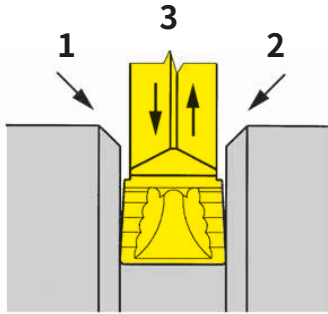


倒角 配合标准刀片

Chamfering with standard inserts

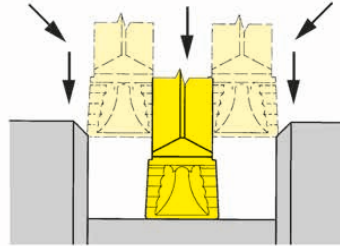
槽和刀片的宽度相等

Width of groove and insert are equal



槽比刀片宽

Groove wider than insert



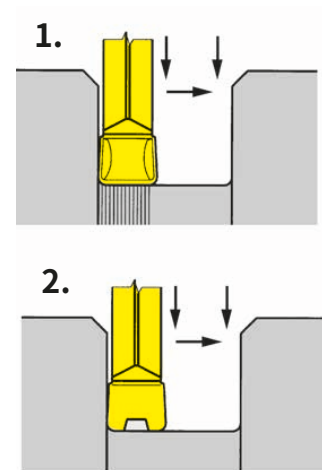
精加工槽 (密封槽)

Finishing of Grooves (Sealing Grooves)

该工艺要求车削和切槽都达到很高的表面光洁度。

图2为修改后的S224...NC...D2刀片

This process requires both turning and grooving where very high quality surface finishes are required. Diagram 2 shows the modified insert type S224...NC...D2.



环形余屑

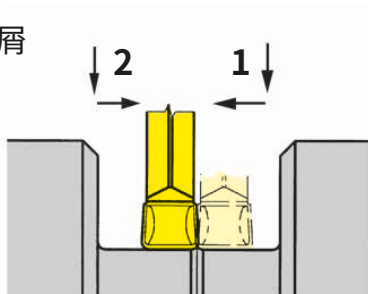
Swarf ring creation

通过切削时通过重叠区域可以避免余屑环的产生。

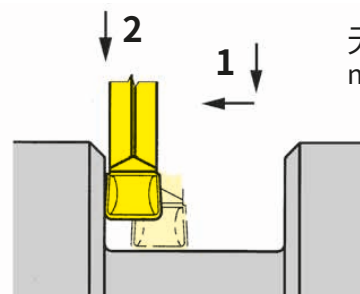
锋利的切削刃和更小的刀尖角能够降低余屑环的产生。

Swarf ring creation can be avoided by turning across the smaller diameter in one continuous pass. Well defined cutting edges and small corner radii will reduce the tendency to create rings.

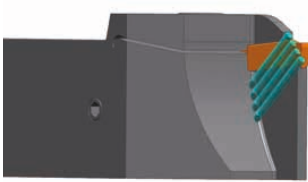
产生环形余屑
Ring creation



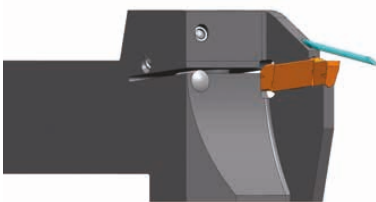
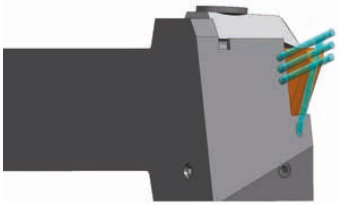
无环形铁屑
no ring creation



冷却液供应选择
Coolant supply options

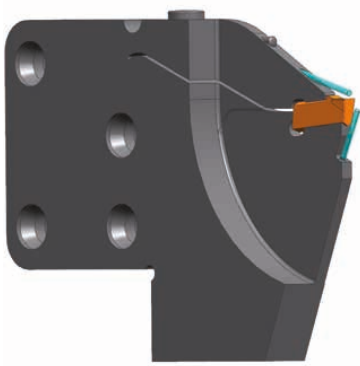


冷却液通过刀片侧边的喷嘴输出。
Coolant outlet through spray nozzle at the side of the insert.



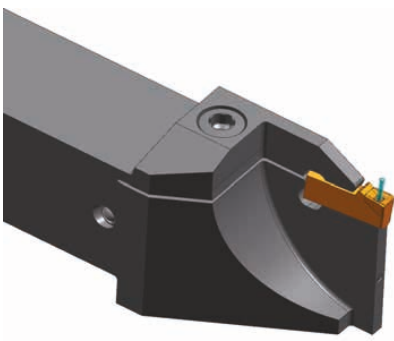
S100
S224
S229

冷却液通过夹紧部位输出。
Coolant outlet through clamping finger.



S100
S224
S229

冷却液通过夹紧部位上下输出。
Coolant outlet through clamping finger and insert support.



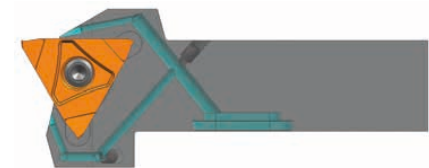
S100
S224

冷却液通过刀片输出
Coolant outlet through insert.

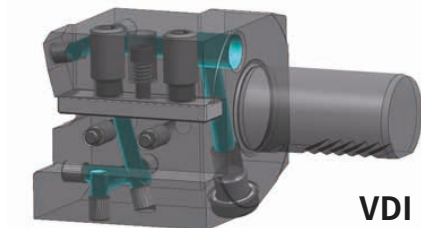
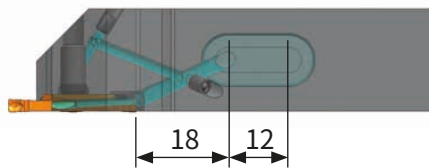
不同方法的冷却液供应.
Different methods of coolant supply



外部连接 如:通过高压泵输入刀柄.
External connection e.g. through high pressure pump to the toolholder.

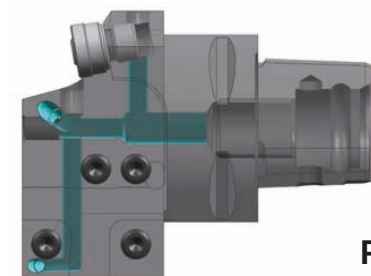


内部连接 通过基础刀柄的腰型孔
Internal connection through the basic holder per slotted hole.




VDI

内部连接 通过刀塔输入刀柄.
Internal connection through turret to the toolholder.




PSC

内部连接通过刀柄输入刀夹.
Internal connection through toolholder back-end to the cassette.



TS



HSK

材料组 Material group	涂层方程式 Coating structure	推荐 Recommendation						应用 Application
		P05	M05	K05	N05	S05	H05	
AN2_ AN4_	AlCrSiN	P10	M10	K10	N10	S10	H10	预切槽和精切槽, 插削 Pre- and finish-grooving, broaching
		P20	M20	K20	N20	S20	H20	
		P30	M30	K30	N30	S30	H30	
		P40	M40	K40	N40			
		P50	M50					
TH3_	TiAlN	P05	M05	K05	N05	S05	H05	中等切削速度的预切槽和精切槽, 也适用于干切 Pre- and finish-grooving at medium cutting speeds, also suitable for dry machining
		P10	M10	K10	N10	S10	H10	
		P20	M20	K20	N20	S20	H20	
		P30	M30	K30	N30	S30	H30	
		P40	M40	K40	N40			
		P50	M50					
AS4_ AS6_	TiAlN	P05	M05	K05	N05	S05	H05	中等切削速度的预切槽和精切槽, 也适用于干切 Suitable for pre-grooving at medium cutting speeds, also for dry machining
		P10	M10	K10	N10	S10	H10	
		P20	M20	K20	N20	S20	H20	
		P30	M30	K30	N30	S30	H30	
		P40	M40	K40	N40			
		P50	M50					
DD2_	TiB2	P05	M05	K05	N05	S05	H05	预切槽和精切槽 Pre- and finish-grooving
		P10	M10	K10	N10	S10	H10	
		P20	M20	K20	N20	S20	H20	
		P30	M30	K30	N30	S30	H30	
		P40	M40	K40	N40			
		P50	M50					
EG3_	AlTiN + TiN	P05	M05	K05	N05	S05	H05	适用于高切削速度的精切槽 Ideal for finish cutting at high cutting speeds
		P10	M10	K10	N10	S10	H10	
		P20	M20	K20	N20	S20	H20	
		P30	M30	K30	N30	S30	H30	
		P40	M40	K40	N40			
		P50	M50					
EG5_	AlTiN + TiN	P05	M05	K05	N05	S05	H05	适用于高切削速度的预切槽 Ideal for pr-grooving at high cutting speeds
		P10	M10	K10	N10	S10	H10	
		P20	M20	K20	N20	S20	H20	
		P30	M30	K30	N30	S30	H30	
		P40	M40	K40	N40			
		P50	M50					
ES1_	AlTiN	P05	M05	K05	N05	S05	H05	适用于精切削, 精加工和超精加工 在连续切削情况下 Ideal for finish cutting, finishing and superfinishing, without any interruption of the cut
		P10	M10	K10	N10	S10	H10	
		P20	M20	K20	N20	S20	H20	
		P30	M30	K30	N30	S30	H30	
		P40	M40	K40	N40			
		P50	M50					

涂层概览

Coating Overview



材料组 Material group	涂层方程式 Coating structure	推荐 Recommendation						应用 Application
IG3_	TiAlSiN	P05	M05	K05	N05	S05	H05	适用于高切削速度的精切槽， 也适用于干式加工 Ideal for finish-grooving at high cutting speeds, also suitable for dry machining
		P10	M10	K10	N10	S10	H10	
		P20	M20	K20	N20	S20	H20	
		P30	M30	K30	N30	S30	H30	
		P40	M40	K40	N40			
		P50	M50					
IG6_	TiAlSiN	P05	M05	K05	N05	S05	H05	适用于高切削速度的预切槽和精切槽， 也适用于干式加工 Pre- and finish-grooving at high cutting speeds, also suitable for dry machining
		P10	M10	K10	N10	S10	H10	
		P20	M20	K20	N20	S20	H20	
		P30	M30	K30	N30	S30	H30	
		P40	M40	K40	N40			
		P50	M50					
NE2_	ta-C	P05	M05	K05	N05	S05	H05	适用于预切槽和精切槽 在连续切削情况下 Pre- and finish-grooving, without any interruption of the cut
		P10	M10	K10	N10	S10	H10	
		P20	M20	K20	N20	S20	H20	
		P30	M30	K30	N30	S30	H30	
		P40	M40	K40	N40			
		P50	M50					
SG3_	TiAlCrSiN	P05	M05	K05	N05	S05	H05	预切槽和精切槽 Pre- and finish-grooving
		P10	M10	K10	N10	S10	H10	
		P20	M20	K20	N20	S20	H20	
		P30	M30	K30	N30	S30	H30	
		P40	M40	K40	N40			
		P50	M50					
TI2_	TiCn	P05	M05	K05	N05	S05	H05	中等切削速度的预切槽和精切槽 减少积屑瘤 Pre- and finish-grooving at moderate cutting speeds, reduction of built-up edges
		P10	M10	K10	N10	S10	H10	
		P20	M20	K20	N20	S20	H20	
		P30	M30	K30	N30	S30	H30	
		P40	M40	K40	N40			
		P50	M50					
TN3_	TiN	P05	M05	K05	N05	S05	H05	中等切削速度的预切槽和精切槽 Pre- and finish-grooving at moderate cutting speeds
		P10	M10	K10	N10	S10	H10	
		P20	M20	K20	N20	S20	H20	
		P30	M30	K30	N30	S30	H30	
		P40	M40	K40	N40			
		P50	M50					

ISO 513		P	M	K	N	S	H
+ 韧性 / Tenacity -	- 耐磨性 / Wear resistance +	05	05	05	05	05	05
		10	10	10	10	10	10
		20	20	20	20	20	20
		30	30	30	30	30	30
		40	40	40	40		
		50	50				

材料 Material		材料组 Material group	硬度 (HB) Hardness Brinell	抗拉强度 R _m [N/mm ²] Tensile Strength	材料示例 Example Material	
P	碳钢 Carbon steel	~ 0,2 % C	P1.1	125	430	CK15
		~ 0,4% C 退火 annealed	P1.2	190	610	19Mn6
		~ 0,4% C 调质 quenched	P1.3	210	640	36Mn5
		~ 0,6% C 退火 annealed	P1.4	190	610	C55
		~ 0,6% C 调质 quenched	P1.5	300	1000	CK60
		易切钢 Free cutting steel	P1.6	220	750	9SMn28
	合金钢 (<5%) Alloyed steel	退火 annealed	P2.1	180	590	100Cr6
		调质 quenched	P2.2	280	960	14NiCr10
		调质 quenched	P2.3	350	1250	34CrMo4
		调质 quenched	P2.4	430	1450	55Cr3
	高合金钢 (>5%) high alloyed steel	退火 annealed	P3.1	200	680	X10CrAl18
		硬化 hardened	P3.2	350	1200	X210Cr2
	铸钢 Cast steel	非合金 unalloyed	P4.1	180	590	GE200
		合金 alloyed	P4.2	220	750	GX40CrSi28
	粉末冶金钢 Sintered steel	软的 soft	P5.1	220	570	Sint-D39
	M	不锈钢Stainless steel	马氏体,铁素体 martensitic ferritic	M1.1	200	680
奥氏体 austenitic			M1.2	300	1000	X6CrNiMo-Ti17-12-2
奥氏体, 铁素体 austenitic ferritic			M1.3	230	780	X2CrNiMo-N17-13-3
H	淬硬钢 Hardened steels	50-55 HRC	H1.1	-	-	
		55-60 HRC	H1.2	-	-	
		60-63 HRC	H1.3	-	-	
		> 63HRC	H1.4	-	-	

材料 Material		材料组 Material group	硬度 (HB) Hardness Brinell	抗拉强度 R_m [N/mm ²] Tensile Strength	材料示例 Example Material	
K	灰铸铁 Grey cast iron	低拉伸强度 low tensile strength	K1.1	180	250	GG-25
		高拉伸强度 high tensile strength	K1.2	250	350	GG-40
	球磨铸铁 Spheroidal graphite cast iron	铁素体 ferritic	K2.1	160	400	GGG-40
		珠光体 perlitic	K2.1	260	700	GGG-60
	可锻铸铁 Malleable cast iron	铁素体 ferritic	K3.1	200	400	GTW-45
		珠光体 perlitic	K3.2	260	700	GTS-55-04
	奥氏体球墨铸 铁 / ADI Austempered spheroidal cast iron / ADI	调质 quenched	K4.1	260	800	
		调质 quenched	K4.2	350	1050	
		调质 quenched	K4.3	450	1400	
N	铝合金 Al-alloys	非热处理 not heat treatable	N1.1	30		AlMg1
		热处理 heat treatable	N1.2	100	340	AlMgSi1
	铸铝合金 Al-cast-alloy	< 6% Si	N2.1	80	300	AlMgSi6
		6-10% Si	N2.2	100	320	AlSi7Mg
		10-15 % Si	N2.3	130	450	AlSi12
	铜合金 Copper-alloys	纯铜 Pure copper	N3.1	100	340	Cu
		黄铜, 青铜 Brass	N3.2	90	310	CuZn40Pb
		无铅黄铜 Lead-free brass	N3.3	110	430	CuZn40
		高强度 high strength	N3.4	300	1000	CuZn25Al5- Mn4Fe3
	石墨 Graphite		N4.1			
S	耐热合金(铁基) Heat resistant alloy	退火 annealed	S1.1	200	670	
		硬化 hardened	S1.2	275	930	
	耐热合金 (镍基, 钴基) Heat resistant alloy	退火 annealed	S2.1	250	840	Inconel 600
		硬化 hardened	S2.2	350	1200	Inconel 713

切削参数

Cutting Data



切削速度 vc (m/min) / 起始值 Cutting speed vc (m/min) / Start values										
	K10 MG12	TN3_	TI2_	TH3_ TF4_ AS4_ AS6_	ES1_ AC2_	EG3_ EG5_ HP6_	IG3_ IG6_	DD2_	SG3_	H20 H54 IG6T
	90-60	140-90		200-120	200-120	200-120	250-140		250-140	
	90-60	110-90		160-120	160-120	160-120	220-150		220-150	
		110-80		180-130	180-130	180-130	240-160		240-160	
		110-80		160-120	160-120	160-120	200-160		200-160	
		150-90		220-120	220-120	220-120	280-180		280-180	
		130-60		190-100	190-100	190-100	250-160		250-160	
		110-60		180-90	180-90	180-90				
		110-60		160-80	160-80	160-80				
		80-50		120-60	120-60	120-60				
	600-400							1000-600		500-350
	400-200							600-300		350-300
	600-300							1000-600		500-350
								400-220		350-300
	200-120							400-220		
	200-120							300-180		
	150-90							250-120		
	150-90							200-80		
	50-30						80-60		90-70	
	50-30						50-30		60-40	
	50-30						70-50		80-60	
	50-30						60-40		70-50	

Y

材料 Material	材料组 Material group	硬度 (HB) Hardness Brinell	抗拉强度 R _m [N/mm ²] Tensile Strength	材料示例 Example Material
S 钛 Titan	钛合金 α Titanium alloy α	S3.1	120	240
	钛合金 α-β Titanium alloy α-β	S3.2	360	1200
	钛合金 β Titanium alloy β	S3.3	410	1400
O 热塑性塑料 Thermoplastics		O1.1		
	Duro塑料 Duro plaste	O1.2		
	玻璃纤维增强塑料 Plastics glass fibre reinforced	GFK	O1.3	
	碳纤维增强塑料 Plastics carbon fibre reinforced	CKF	O1.4	

切削参数

Cutting Data




切削速度 vc (m/min) / 起始值 Cutting speed vc (m/min) / Start values										
	K10 MG12	TN3_	TI2_	TH3_ TF4_ AS4_ AS6_	ES1_ AC2_	EG3_ EG5_ HP6_	IG3_ IG6_	DD2_	SG3_	H20 H54 IG6T
	50-30						150 - 110		160-120	
	50-30						80 - 60		90-70	
	50-30						50 - 45		60-50	
	150 - 50									
	150 - 100									
	150 - 100									
	300 - 150									



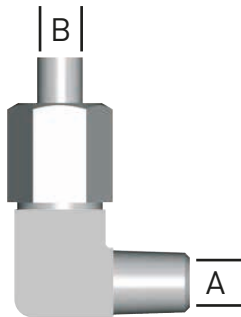
冷却系统标准接头

Standard connection for coolant supply for pipe \varnothing 6 mm



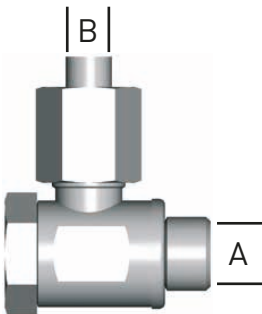
冷却液连接器
垂直锁紧
Connection for coolant supply, straight screwed

A	B	产品型号 Part number
M8 x 1	\varnothing 6 mm	004.00.19
G1/8"	\varnothing 6 mm	004.00.14



冷却液连接器
带角度固定
Connection for coolant supply, angled and fixed

A	B	产品型号 Part number
M8 x 1	\varnothing 6 mm	004.00.22
G1/8"	\varnothing 6 mm	004.00.33



可旋转, 夹紧装配
Swivelling screw-fitting


A	B	产品型号 Part number
M8 x 1	\varnothing 6 mm	004.00.61
G1/8"	\varnothing 6 mm	004.00.16

冷却系统快速接头


Clip connection for coolant supply

快速夹头
Quick connector

M10 x 1 - 004.00.49




栓塞
Plug



M8 x 1 - 004.00.56
G1/8" - 004.00.57

栓塞
Plug



\varnothing 6 mm - 004.00.59



D 041 VL
0,4-1 Nm

带刻度的扭矩扳手
-扭矩可调
-屏幕显示调整扭矩

扭矩无极调节,符合人体工程学的多组件手柄,轻而紧凑的设计,当达到设定扭矩时单击信号按钮。
(标准: EN ISO 6798, BS EN 26789, ASME B 107.14.M.)
(精度: $\pm 6\%$)



D 15 VL
1-5 Nm

Torque screw driver with scale
- variable torque setting
- adjusted torque is shown on display

The Torque can be adjusted with a special torque setter (included).
Handle: Ergonomical form gives perfect handling abilities. Audible signal when set torque is reached.
Standard: EN ISO 6798, BS EN 26789, ASME B 107.14.M.
Precision: $\pm 6\%$



D 28 VL
2-7 Nm

设定扭矩的设备

柄部: 醋酸纤维材质, 表面为细微结构
刃部: 八角形, 硬化处理, 镀锌



ED 28 VL
配 / for
D041VL / D15VL / D28VL

Device for setting the required torque

Handle: Celluloseacetat with micro structured surface
Blade: Octogonal (8 flats) blade, hardened galvanized



D515QL
5-14 Nm

带刻度的扭矩扳手
-扭矩可调
-屏幕显示调整扭矩

扭矩无极调节,符合人体工程学的多组件手柄,轻而紧凑的设计,当达到设定扭矩时单击信号按钮。
(标准: EN ISO 6798, BS EN 26789, ASME B 107.14.M.)
(精度: $\pm 6\%$)

Torque screw driver with scale
- variable torque setting
- adjusted torque is shown on display

The Torque can be adjusted with a special torque setter (included).
Handle: Ergonomical form gives perfect handling abilities. Audible signal when set torque is reached.
Standard: EN ISO 6798, BS EN 26789, ASME B 107.14.M.
Precision: $\pm 6\%$



ED515QL
配 / for
D515QL

扭矩调整扳手

柄部: 纤维素乙酸酯微观结构表面
刃部: 8角形状,经过硬化处理,镀铬.

Device for setting the required torque.

Handle: Celluloseacetat with micro structured surface
Blade: Octogonal (8 flats) blade, hardened galvanized



DT6PK
DT7PK
DT8PK
DT9PK
DT10PK
DT15PK
DT20PK
DT25PK

配 / for
D041VL / D15VL / D28VL



Plus

扳手刀头配 TORX PLUS® 螺钉

刀头: 高品质铬钒钢, 经过硬化处理, 镀铬。
Wiha镀铬刀片保证了最好的精密度。
使用深绿色代码

应用: 使用给定的扭紧扭矩, 结合一个Wiha扭矩扳手。

Blade for TORX-Plus® screws

Blade: High quality Chrome-Vanadium steel, through hardened, chrome plated.

Wiha Chrome Blade guarantees maximum precision.
Colored code dark green

Utilization: Controlled screw setting with definite torque in combination with Wiha torque screw driver handle.



DT6K
DT8K
DT15K

配 / for
D041VL / D15VL / D28VL



刀头-Torx螺钉

刀头: 高品质铬钒钢, 硬化处理, 镀铬
Wiha镀铬刀头保证了最好的精密度。
颜色代码为绿色

用途: 拧紧螺钉到指定扭矩, 和Wiha扭矩扳手刀柄组合。

Blade for Torx screws

Blade: High quality Chrome-Vanadium steel, through hardened, chrome plated.

Wiha Chrome Blade guarantees maximum precision.
Colored code dark green

Utilization: Controlled screw setting with definite torque in combination with Wiha torque screw driver handle.



DT15PQ
DT20PQ
DT25PQ
DT27PQ
DT30PQ

配 / for
D515QL



Plus

扳手刀头配 TORX PLUS® 螺钉

刀头: 高品质铬钒钢, 经过硬化处理, 镀铬。
Wiha镀铬刀片保证了最好的精密度。
使用深绿色代码

应用: 使用给定的扭紧扭矩, 结合一个Wiha扭矩扳手。

Blade for TORX-Plus® screws


Blade: High quality Chrome-Vanadium steel, through hardened, chrome plated. Wiha Chrome Blade guarantees maximum precision. Colored code dark green

Utilization: Controlled screw setting with definite torque in combination with Wiha torque screw driver handle.



DSW15K
DSW20K
DSW25K
DSW30K
DSW40K

配 / for
D041VL / D15VL / D28VL



扳手刀头-内六角螺钉

刀头: 高品质的铬钒钢, 硬化处理, 镀铬。
Wiha镀铬刀片保证了最好的精密度。
使用红色代码

应用: 使用给定的扭紧扭矩, 结合一个Wiha扭矩扳手。

Blade for allen screws

Blade: High quality Chrome-Vanadium steel, through hardened, chrome plated.

Wiha Chrome Blade guarantees maximum precision.
Colored code red

Utilization: Controlled screw setting with definite torque in combination with Wiha torque screw driver handle

DSW50K
DSW60K

配 / for
D15QL



D14ZBK

配 / for
D041VL / D15VL / D28VL

通用钻套

也用于所有的C6.3和E6.3(1/4")钻头

刀头: 高品质铬钒钢, 经过硬化处理, 镀铬。

刀颈: 不锈钢

应用: 用于固定扭矩, 扭矩标与柄部。

Universal Bitholder for C6,3 and E6,3 (1/4") Bits

Blade: High quality Chrome-Vanadium steel, through hardened, chrome plated.

Collar: Stainless steel

Utilization: For controlled screw setting with definite torque in combination with torque screw driver handle.



D14ZBQ

配 / for
D515QL

通用钻套

也用于所有的C6.3和E6.3(1/4")钻头

刀头: 高品质铬钒钢, 经过硬化处理, 镀铬。

刀颈: 不锈钢

应用: 用于固定扭矩, 扭矩标与柄部。

Universal Bitholder for C6,3 and E6,3 (1/4") Bits

Blade: High quality Chrome-Vanadium steel, through hardened, chrome plated.

Collar: Stainless steel

Utilization: For controlled screw setting with definite torque in combination with torque screw driver handle.



14ZQK

通用T型刀柄的钻套
也用于所有的C6.3和E6.3(1/4")钻头

刀头: 高品质铬钒钢, 经硬化处理, 镀铬

刀颈: 不锈钢

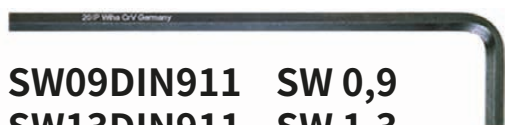
应用: 开关控制

Universal Bitholder with T-handle for C6,3 and E6,3
(1/4") Bits

Blade: High quality Chrome-Vanadium steel, through hardened, chrome plated.

Collar: Stainless steel

Utilization: For controlled opening



SW09DIN911 SW 0,9

SW13DIN911 SW 1,3

SW15DIN911 SW 1,5

SW20DIN911 SW 2,0

SW25DIN911 SW 2,5

SW30DIN911 SW 3,0

SW35DIN911 SW 3,5

SW40DIN911 SW 4,0

SW50DIN911 SW 5,0

SW60DIN911 SW 6,0


SW70DIN911 SW 7,0

SW80DIN911 SW 8,0

SW100DIN911 SW 10,0

SW120DIN911 SW 12,0

SW140DIN911 SW 14,0



内六角扳手

应用: 适用于所有内六角螺钉

Wrench for allen screws

Utilization: For all kind of using allen screws



- T6PW
- T7PW
- T8PW
- T9PW
- T10PW
- T15PW
- T20PW
- T25PW
- T30PW



Plus

TORX PLUS® 螺钉扳手

应用: 适用于各种使用TORX PLUS®螺钉

注意: TORX PLUS®-扳手不适用于 Torx-螺钉

Wrench for TORX PLUS® Screws

Utilization: For all kind of using TORX PLUS® Screws

Attention: TORX PLUS®-Wrench does NOT fit for Torx-Screws

型号 Type	页 Page
050	247
64 / 65	397
76	322
99	398
105	513-517
114	532-535
208	280-281
210	214-218
211	278-279
213	235-239
214	240-241
217	138-142
218	219-226
219	232-233
220	550-551
221	586
225	234
226	227-231, 662
228	587
229	262-268, 481-482, 582
229 / S229	269, 665
230 / 250	133
231	282-283, 484
231 / N231	588
232	143-144
233 / 253	134
234 / 254	135
235 / 255	136
240	130-131
245	137
248	132
257	246
259	273
264	301-307, 485, 677-678
309	402
312	410-426, 594, 701-704
315	443-448, 493-498

型号 Type	页 Page
330	405
333	440
340	403-404
356	431-437, 598, 600, 791
357	438-439, 441-442, 599
360	387-391, 592
361	392
368	393-394, 698-699
369	395-396, 593
390	400
391	401, 700
974	317
A105	519-520
A109	522
A110	524-525
A315	601-603
B105	508, 518, 735
B105 / BU105	509
B109	521
B110	523
B114	528-529
B209	114
B216	122
B223	96, 98-101
B224	173-179, 182-183, 552
B229	242-243
BA114	530
BK223	97
BK224	180-181
BK229	244-245
E223	103
H25A	538-539
H32T	364
H34T	374-376
H64T	468-470
H100	27-63, 608-624
H101	74

型号 Type	页 Page
H105	510
H117	79-80, 82, 84, 86-87
H223	102, 638
H224	153-172, 644-650
H259	272
H262	287
H264	296-300, 676
H274	312-316, 319, 682
H274...E	337, 689
H274...SF	352-353
H316	456-457, 462, 710
HC105	511
HC114	531
HC316	458, 463
IB25A	541
K25A	540
KT274	320
KTC274	321
LA210	568
LA226	566
LAK220	570-572
LAK224	553-554
LIK220	574-575
LIK224	557-558
N67 / N68	399
N105	748
N105/N110	740-747, 749-757
N229	483
NASH	722
NS224	480
P105	727
RA210	569
RA226	567
RAK220	573
RAK224	555-556
RHC274	318

Typ Type	Seite Page
RIK220	576-577
RIK224	559-560
S15A	542
S15A	543-544
S25A	545-546
S32T	365-369, 492
S34T	377-381
S64T	471-476, 499-500
S100	64-73, 625-634
S101	75
S117	81, 83, 85
S117	775-790
S124	194
S209	115-118
S216	123-126
S223	104-109
S223	639-641
S224	184-193, 195-206 479, 561-563, 651-658
S229	248-261, 270-271, 578-581, 663-664, 666-668
S262	288-291
S274	323-336, 348, 357-358, 486, 488, 490, 683-688
S274...E	338-347, 349-351, 487, 489, 491, 690-695
S274...SF	354-356, 359-360
S312	406-409, 705-707
S315	449-452
S316	459-461, 711-712
SB105	726, 732
SB105.HSK	725
SB105 / SB110	733-734, 736-738
SB110	739
SH117	765-768, 770-774
SH117 / H117	769
SHM117/SH117	764
VDI	512, 718-721



找到您合适的刀具解决方案。

FIND YOUR RIGHT
TOOLING SOLUTION NOW.

horn-group.com

DEUTSCHLAND, STAMMSITZ

GERMANY, HEADQUARTERS

—

Hartmetall Werkzeugfabrik
Paul Horn GmbH
Horn-Straße 1
72072 Tübingen

Tel +49 7071 7004-0

Fax +49 7071 72893

info@de.horn-group.com

horn-group.com